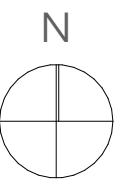


KEY

- | | | | |
|--|--|--|----------------------------|
| | Specimen Trees (Large, Medium & Small) | | Standard Concrete |
| | Hedge (Tall & Low) | | Exposed Aggregate Concrete |
| | Plant Mixes | | Asphalt Roads & Carports |
| | Lawn | | Gravel Chip |

LEGEND

- | | |
|-----|---|
| (A) | Concrete Driveway |
| (B) | Lawn |
| (C) | Private Patio |
| (D) | Service Court |
| (E) | Gravel Path 1.0m min Wide |
| (F) | Fold Down Clothesline |
| (G) | 1.8m High Screen |
| (H) | Road Side Bin Collection Zone (Bin placement on collection day shown) |
| (I) | Plant Mixes |





KEY

- | | | | |
|--|--|--|----------------------------|
| | Specimen Trees (Large, Medium & Small) | | Standard Concrete |
| | Hedge (Tall & Low) | | Exposed Aggregate Concrete |
| | Plant Mixes | | Asphalt Roads & Carparks |
| | Lawn | | Gravel Chip |

LEGEND

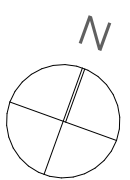
- | | |
|-----|---|
| (A) | Concrete Driveway |
| (B) | Lawn |
| (C) | Private Patio |
| (D) | Service Court |
| (E) | Concrete Path 1.1m min Wide |
| (F) | Fold Down Clothesline |
| (G) | 1.8m High Screen |
| (H) | Road Side Bin Collection Zone (Bin placement on collection day shown) |
| (I) | Plant Mixes |



Client
Unity Development

Project
Ashbourne Development , Matamata,
Waikato

Drawing
2170/23 Typical Type C Villa Landscape Plan



Scale
1:200@A1
1:400@A3

Issue Date
26/05/25
Issue
DRAFT RC

Drawn
BP
Checked
SW





KEY

- | | | | |
|--|--|--|----------------------------|
| | Specimen Trees (Large, Medium & Small) | | Standard Concrete |
| | Hedge (Tall & Low) | | Exposed Aggregate Concrete |
| | Plant Mixes | | Asphalt Roads & Carports |
| | Lawn | | Gravel Chip |

LEGEND

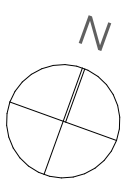
- | | | | |
|-----|---|-----|--------------|
| (A) | Concrete Driveway | (J) | Rain Gardens |
| (B) | Lawn | | |
| (C) | Private Patio | | |
| (D) | Service Court | | |
| (E) | Gravel Path 1.0m min Wide | | |
| (F) | Fold Down Clothesline | | |
| (G) | 1.8m High Screen | | |
| (H) | Road Side Bin Collection Zone (Bin placement on collection day shown) | | |
| (I) | Plant Mixes | | |



Client
Unity Development

Project
Ashbourne Development , Matamata,
Waikato

Drawing
2170/24 Typical Type D Villa Landscape Plan



Scale
1:200@A1
1:400@A3

Issue Date
26/05/25
Issue
DRAFT RC

Drawn
BP
Checked
SW





NOTES:

Confirm set out of all dimensions on site prior to commencing work.

Do not scale off of drawings.

All drawings are in mm (unless specified).

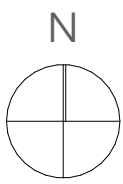
All drawings are to be read in conjunction with planting, hardscape and fencing plans.

All plans are to be read in conjunction with HPA Architecture Plan Set and Maven Civil Plan Set.

Client
Unity Development

Project
Ashbourne Development , Matamata,
Waikato

Drawing
2170/25 Villa Landscape Sheet Location Plan



Scale
1:1200@A1
1:2400@A3

Issue Date
26/05/25
Issue
DRAFT RC

Drawn
BP
Checked
SW

