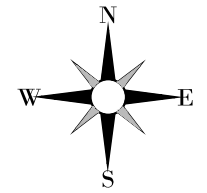


LEGEND:

- EXISTING WATERMAIN
- PROPOSED DN225 BULK WATERMAIN
- PROPOSED DN150 PVC-U SERIES 1 WATERMAIN
- PROPOSED 63 OD PE100 SDR11 RIDERMAIN
- PROPOSED FIRE HYDRANT
- PROPOSED SLUICE VALVE
- PROPOSED GATE VALVE
- PROPOSED RIDERMAIN SCOUR VALVE
- PROPOSED TOBY (Ø 20mm CONNECTION)
- PROPOSED STREETLIGHT
- EXISTING STREETLIGHT
- PROPOSED SERVICE TRENCH

NOTE: SYMBOLS SHOWN OVERSIZED FOR CLARITY AT THIS PLAN SCALE. DETAILED PLANS TO BE PROVIDED AT ENGINEERING APPROVAL PHASE.



- SERVICES NOTES**
- POWER, GAS AND TELECOMMUNICATIONS SERVICE TRENCH TO GENERALLY FOLLOW WATERMAIN LOCATIONS.
 - THESE UTILITIES WILL BE SHOWN UPON RECEIVING THEIR SPECIFIC UTILITY DESIGN PLANS AND INCORPORATED INTO ENVELOPES PLAN SET.
- WATER SUPPLY NOTES**
- ALL WORKS TO BE CARRIED OUT IN ACCORDANCE WITH PORIRUA CITY COUNCIL CODE OF PRACTICE, WELLINGTON WATER REGIONAL STANDARDS & WELLINGTON WATER REGIONAL SPECIFICATIONS UNLESS DETAILED OTHERWISE.
 - ALL DN 100 AND ABOVE PIPE TO BE PVC-U SERIES 1 OR PE100 SDR11 PN16.
 - ALL 63 OD PIPES TO BE PE100 SDR11 PN16.
 - ALL BEDDING AND SURROUND FOR PIPES TO BE IN ACCORDANCE WITH PORIRUA COUNCIL GUIDELINES.
 - SERVICE PIPES TO BE LAID PERPENDICULAR TO MAIN AND RIDER MAIN WHERE PRACTICABLE.
 - DETECTOR TAPE SHALL BE LAID ABOVE ALL WATER PIPES.
 - EACH MANIFOLD TO HAVE A UNIT IDENTIFICATION TAG CLEARLY SHOWING WHICH PROPERTY IS SERVICED BY THE MANIFOLD FIXED WITH CHAIN WITHIN MANIFOLD BOX.
 - AN APPROVED WATER METER TO BE INSTALLED IN EACH MANIFOLD FOR EACH NEW WATER CONNECTION.

This design and drawing shall only be used for the purpose for which it was supplied and shall not be altered or reproduced without the permission of Envelope Engineering Limited. No liability shall be accepted for unauthorised use of this design and drawing.

REVISIONS:

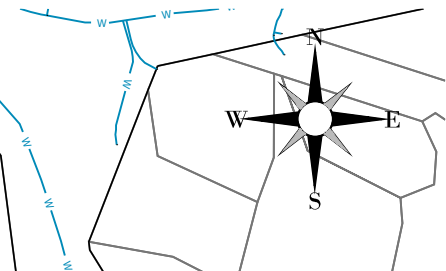
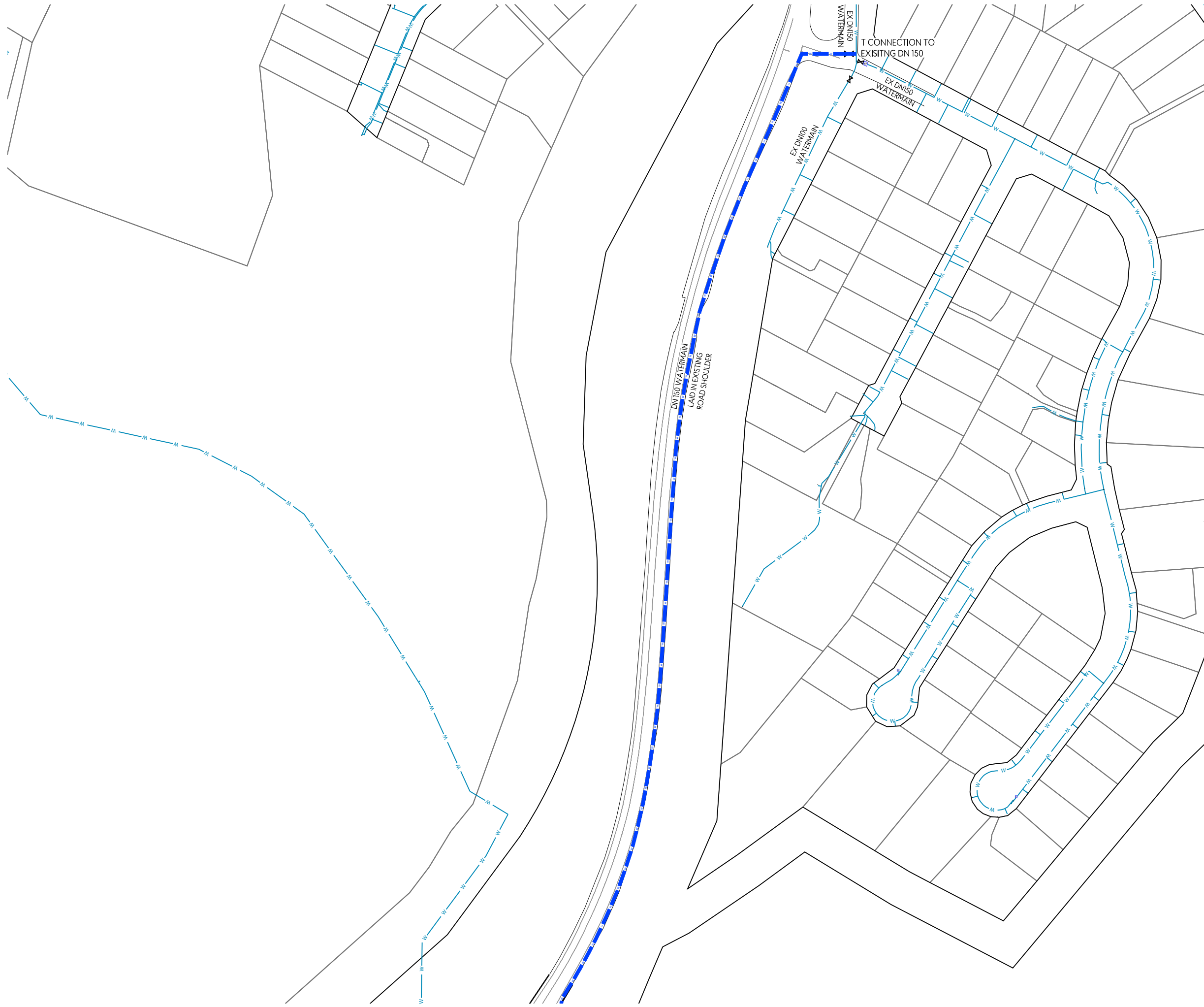
| REV | NOTES | BY | DATE |
|-----|------------------------|-----|------------|
| R1 | RESOURCE CONSENT ISSUE | PWJ | 13-11-2025 |
| | | | |
| | | | |
| | | | |

PROJECT:
 PUKERUA PROPERTY GROUP LP
 MT WELCOME - PUKERUA BAY
 PORIRUA

TITLE:
 PROPOSED WATER & SERVICES
 OVERALL LAYOUT



DESIGNED: LB DRAWN: LB
 CHECKED: KD PLOT DATE: 13-11-2025
 SCALE A1: 1:2500 SCALE A3: 1:5000
 STATUS: RESOURCE CONSENT
 PROJECT No: **1753-02** DRAWING No: **5000** REVISION: **R1**



LEGEND:

- W — W — EXISTING WATERMAIN
- W — W — PROPOSED DN225 BULK WATERMAIN
- W — W — PROPOSED DN150 PVC-U SERIES 1 WATERMAIN
- RM — RM — PROPOSED 63 OD PE100 SDR11 RIDERMAIN
- FH** PROPOSED FIRE HYDRANT
- SV** PROPOSED SLUICE VALVE
- GV** PROPOSED GATE VALVE
- RMSV** PROPOSED RIDERMAIN SCOUR VALVE
- W** PROPOSED TOBY (Ø 20mm CONNECTION)
- PROPOSED STREETLIGHT
- EXISTING STREETLIGHT
- PROPOSED SERVICE TRENCH

NOTE: SYMBOLS SHOWN OVERSIZED FOR CLARITY AT THIS PLAN SCALE. DETAILED PLANS TO BE PROVIDED AT ENGINEERING APPROVAL PHASE.

NOTES:

- SEE SHEET 1753-02-5000 FOR FULL LIST OF NOTES.

This design and drawing shall only be used for the purpose for which it was supplied and shall not be altered or reproduced without the permission of Envelope Engineering Limited. No liability shall be accepted for unauthorised use of this design and drawing.

REVISIONS:

| REV | NOTES | BY | DATE |
|-----|------------------------|-----|------------|
| R1 | RESOURCE CONSENT ISSUE | PWJ | 13-11-2025 |
| | | | |
| | | | |
| | | | |

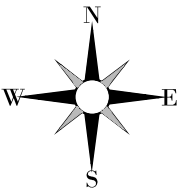
PROJECT:
 PUKERUA PROPERTY GROUP LP
 MT WELCOME - PUKERUA BAY
 PORIRUA

TITLE:
 PROPOSED WATER & SERVICES
 SHEET 1 OF 7



DESIGNED: LB DRAWN: LB
 CHECKED: KD PLOT DATE: 13-11-2025
 SCALE A1: 1:1000 SCALE A3: 1:2000
 STATUS: RESOURCE CONSENT

PROJECT No: **1753-02** DRAWING No: **5001** REVISION: **R1**



LEGEND:

- W — W — EXISTING WATERMAIN
- W — W — PROPOSED DN225 BULK WATERMAIN
- W — W — PROPOSED DN150 PVC-U SERIES 1 WATERMAIN
- RM — RM — PROPOSED 63 OD PE100 SDR11 RIDERMAIN
- FH [H] PROPOSED FIRE HYDRANT
- SV [V] PROPOSED SLUICE VALVE
- GV [G] PROPOSED GATE VALVE
- RMSV [R] PROPOSED RIDERMAIN SCOUR VALVE
- [W] PROPOSED TOBY (Ø 20mm CONNECTION)
- PROPOSED STREETLIGHT
- EXISTING STREETLIGHT
- PROPOSED SERVICE TRENCH

NOTE: SYMBOLS SHOWN OVERSIZED FOR CLARITY AT THIS PLAN SCALE. DETAILED PLANS TO BE PROVIDED AT ENGINEERING APPROVAL PHASE.

NOTES:

- SEE SHEET 1753-02-5000 FOR FULL LIST OF NOTES.

This design and drawing shall only be used for the purpose for which it was supplied and shall not be altered or reproduced without the permission of Envelope Engineering Limited. No liability shall be accepted for unauthorised use of this design and drawing.

REVISIONS:

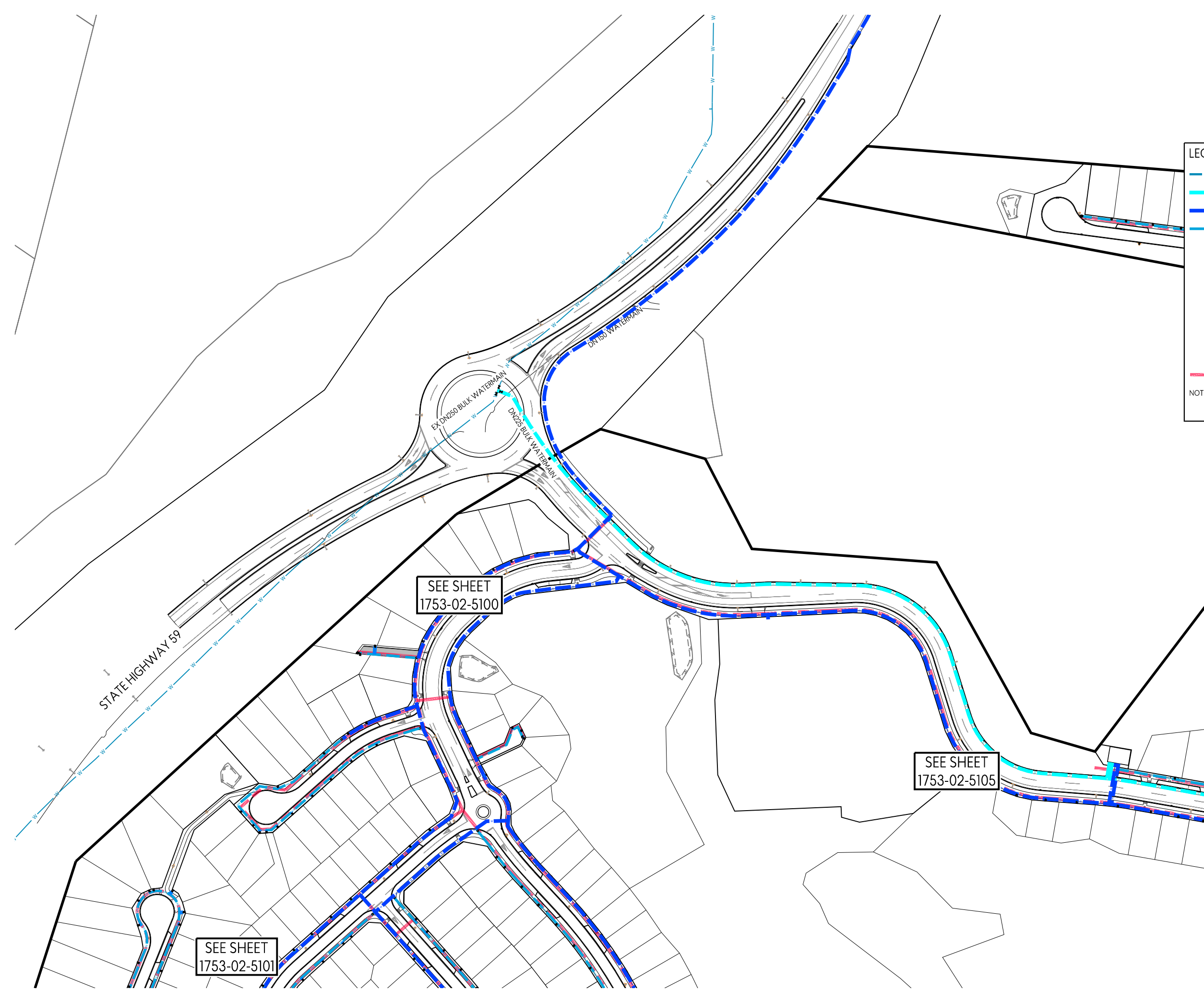
| REV | NOTES | BY | DATE |
|-----|------------------------|-----|------------|
| R1 | RESOURCE CONSENT ISSUE | PWJ | 13-11-2025 |
| | | | |
| | | | |
| | | | |

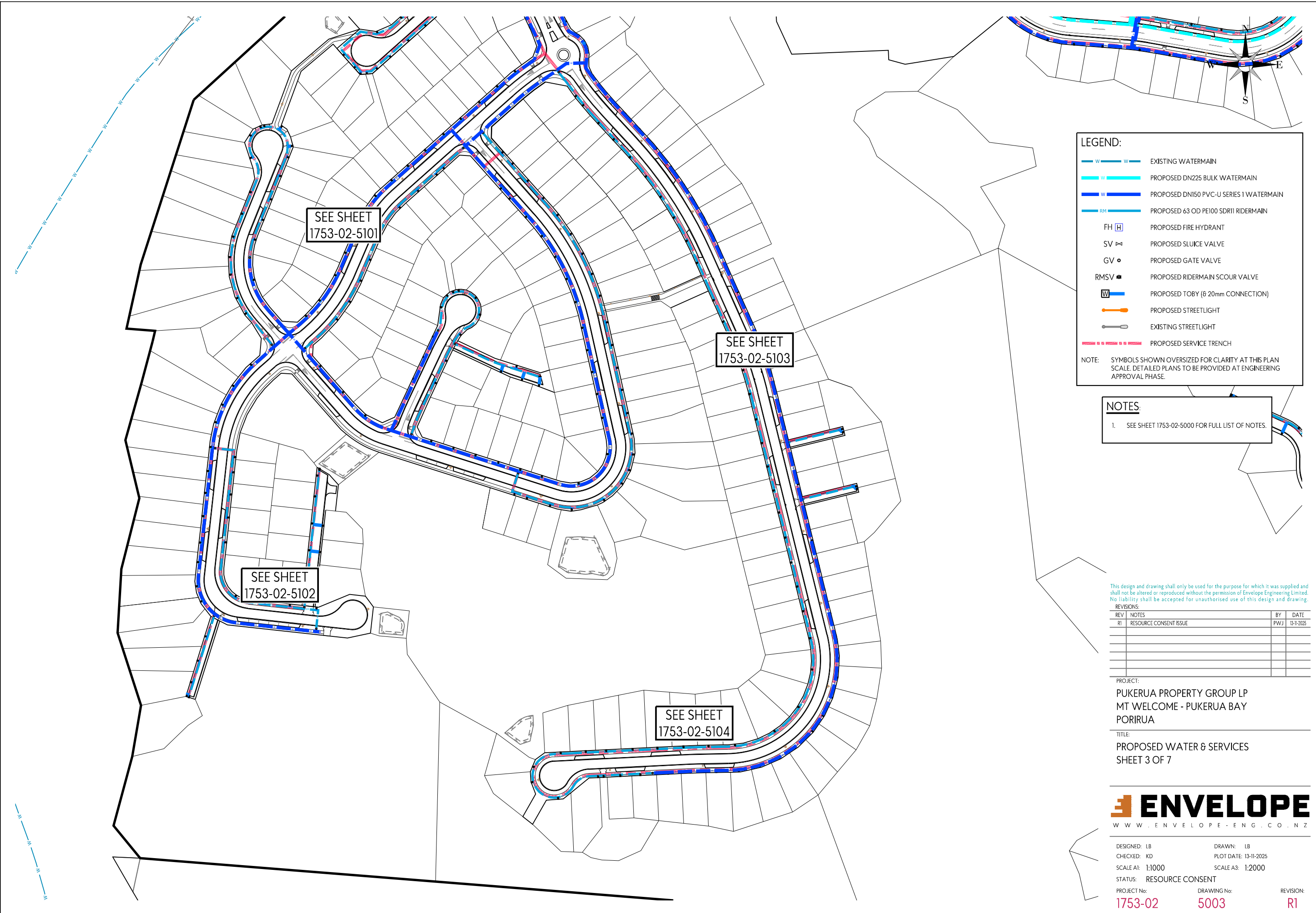
PROJECT:
 PUKERUA PROPERTY GROUP LP
 MT WELCOME - PUKERUA BAY
 PORIRUA

TITLE:
 PROPOSED WATER & SERVICES
 SHEET 2 OF 7



DESIGNED: LB DRAWN: LB
 CHECKED: KD PLOT DATE: 13-11-2025
 SCALE A1: 1:1000 SCALE A3: 1:2000
 STATUS: RESOURCE CONSENT
 PROJECT No: **1753-02** DRAWING No: **5002** REVISION: **R1**





LEGEND:

- EXISTING WATERMAIN
- PROPOSED DN225 BULK WATERMAIN
- PROPOSED DN150 PVC-U SERIES 1 WATERMAIN
- PROPOSED 63 OD PE100 SDR11 RIDERMAIN
- PROPOSED FIRE HYDRANT
- PROPOSED SLUICE VALVE
- PROPOSED GATE VALVE
- PROPOSED RIDERMAIN SCOUR VALVE
- PROPOSED TOBY (Ø 20mm CONNECTION)
- PROPOSED STREETLIGHT
- EXISTING STREETLIGHT
- PROPOSED SERVICE TRENCH

NOTE: SYMBOLS SHOWN OVERSIZED FOR CLARITY AT THIS PLAN SCALE. DETAILED PLANS TO BE PROVIDED AT ENGINEERING APPROVAL PHASE.

NOTES:

- SEE SHEET 1753-02-5000 FOR FULL LIST OF NOTES.

This design and drawing shall only be used for the purpose for which it was supplied and shall not be altered or reproduced without the permission of Envelope Engineering Limited. No liability shall be accepted for unauthorised use of this design and drawing.

REVISIONS:

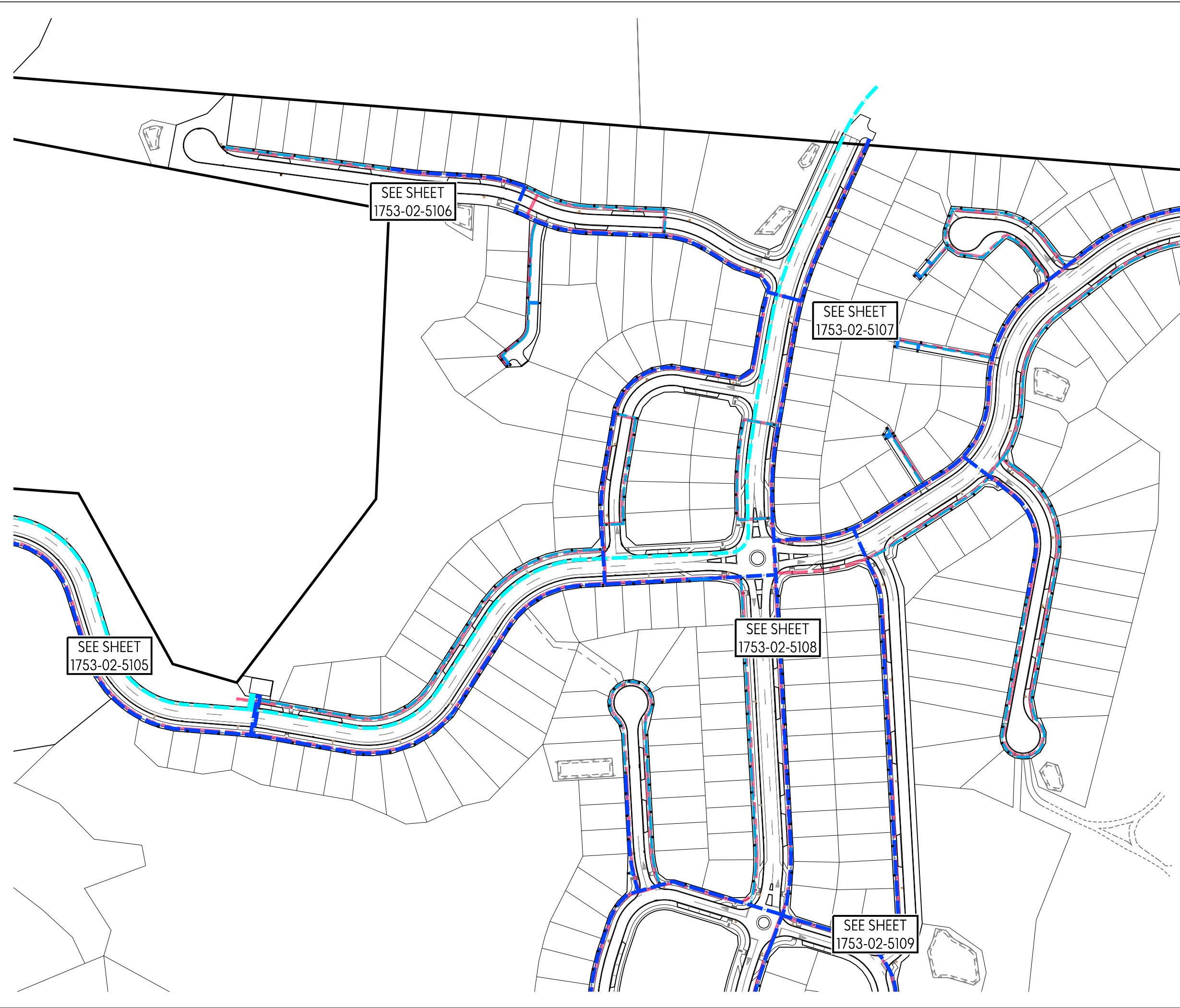
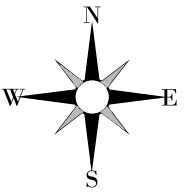
| REV | NOTES | BY | DATE |
|-----|------------------------|-----|------------|
| R1 | RESOURCE CONSENT ISSUE | PWJ | 13-11-2025 |
| | | | |
| | | | |
| | | | |

PROJECT:
 PUKERUA PROPERTY GROUP LP
 MT WELCOME - PUKERUA BAY
 PORIRUA

TITLE:
 PROPOSED WATER & SERVICES
 SHEET 3 OF 7



DESIGNED: LB DRAWN: LB
 CHECKED: KD PLOT DATE: 13-11-2025
 SCALE A1: 1:1000 SCALE A3: 1:2000
 STATUS: RESOURCE CONSENT
 PROJECT No: **1753-02** DRAWING No: **5003** REVISION: **R1**



LEGEND:

- W — W — EXISTING WATERMAIN
- W — PROPOSED DN225 BULK WATERMAIN
- W — PROPOSED DN150 PVC-U SERIES 1 WATERMAIN
- RM — PROPOSED 63 OD PE100 SDR11 RIDERMAIN
- FH [H] PROPOSED FIRE HYDRANT
- SV [V] PROPOSED SLUICE VALVE
- GV [G] PROPOSED GATE VALVE
- RMSV [R] PROPOSED RIDERMAIN SCOUR VALVE
- [W] — PROPOSED TOBY (Ø 20mm CONNECTION)
- PROPOSED STREETLIGHT
- EXISTING STREETLIGHT
- - - PROPOSED SERVICE TRENCH

NOTE: SYMBOLS SHOWN OVERSIZED FOR CLARITY AT THIS PLAN SCALE. DETAILED PLANS TO BE PROVIDED AT ENGINEERING APPROVAL PHASE.

NOTES:

- SEE SHEET 1753-02-5000 FOR FULL LIST OF NOTES.

This design and drawing shall only be used for the purpose for which it was supplied and shall not be altered or reproduced without the permission of Envelope Engineering Limited. No liability shall be accepted for unauthorised use of this design and drawing.

REVISIONS:

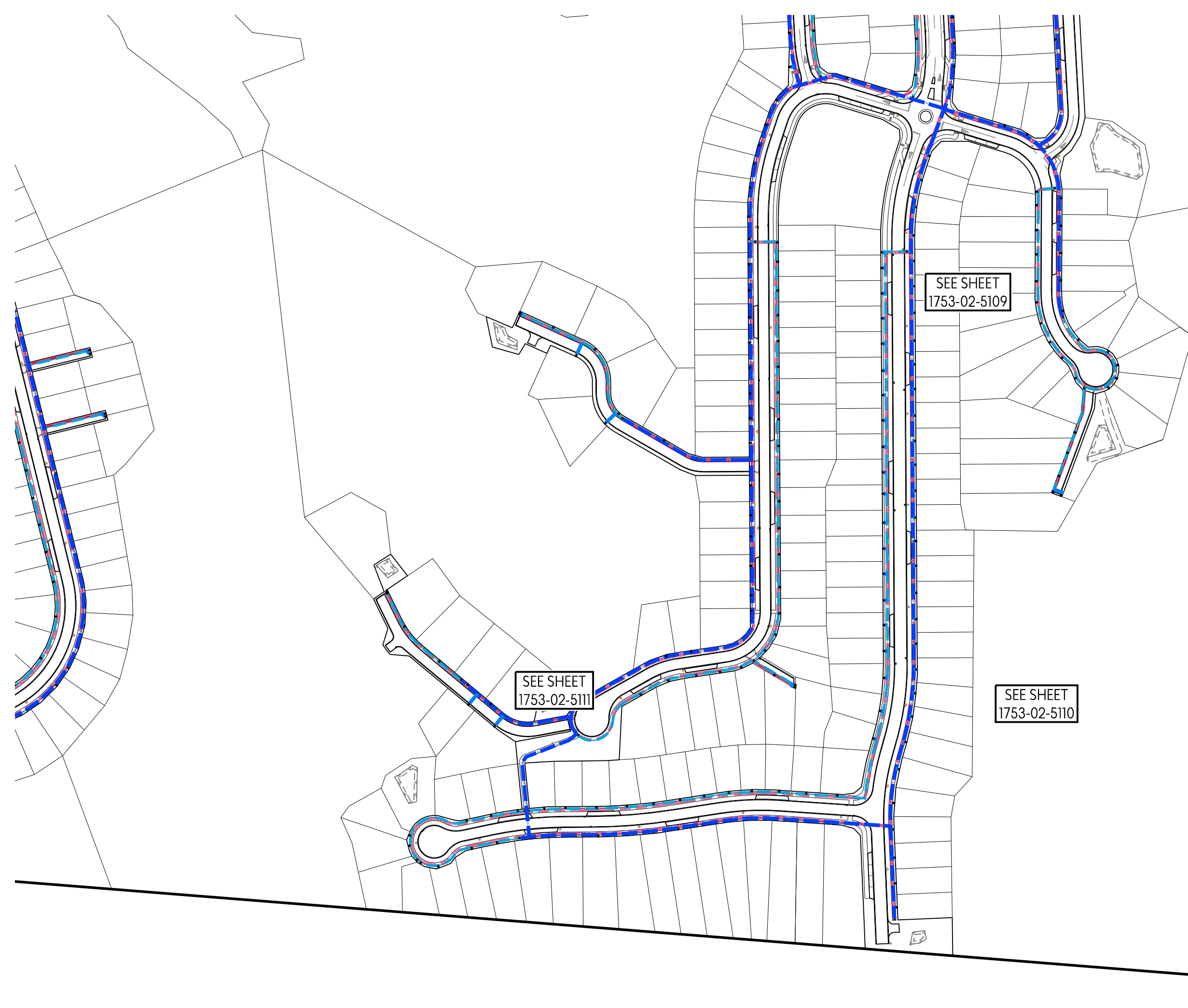
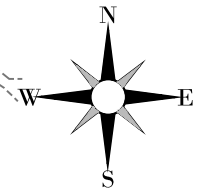
| REV | NOTES | BY | DATE |
|-----|------------------------|-----|------------|
| R1 | RESOURCE CONSENT ISSUE | PWJ | 13-11-2025 |
| | | | |
| | | | |
| | | | |

PROJECT:
 PUKERUA PROPERTY GROUP LP
 MT WELCOME - PUKERUA BAY
 PORIRUA

TITLE:
 PROPOSED WATER & SERVICES
 SHEET 4 OF 7



DESIGNED: LB DRAWN: LB
 CHECKED: KD PLOT DATE: 13-11-2025
 SCALE A1: 1:1000 SCALE A3: 1:2000
 STATUS: RESOURCE CONSENT
 PROJECT No: **1753-02** DRAWING No: **5004** REVISION: **R1**



LEGEND:

- W — W — EXISTING WATERMAIN
- W — W — PROPOSED DN225 BULK WATERMAIN
- W — W — PROPOSED DN150 PVC-U SERIES 1 WATERMAIN
- RM — RM — PROPOSED 63 OD PE100 SDR11 RIDERMAIN
- FH H PROPOSED FIRE HYDRANT
- SV ⋈ PROPOSED SLUICE VALVE
- GV ● PROPOSED GATE VALVE
- RMSV ⊙ PROPOSED RIDERMAIN SCOUR VALVE
- W — PROPOSED TOBY (Ø 20mm CONNECTION)
- PROPOSED STREETLIGHT
- EXISTING STREETLIGHT
- - - - - PROPOSED SERVICE TRENCH

NOTE: SYMBOLS SHOWN OVERSIZED FOR CLARITY AT THIS PLAN SCALE. DETAILED PLANS TO BE PROVIDED AT ENGINEERING APPROVAL PHASE.

NOTES:

- SEE SHEET 1753-02-5000 FOR FULL LIST OF NOTES.

This design and drawing shall only be used for the purpose for which it was supplied and shall not be altered or reproduced without the permission of Envelope Engineering Limited. No liability shall be accepted for unauthorised use of this design and drawing.

REVISIONS:

| REV | NOTES | BY | DATE |
|-----|------------------------|-----|------------|
| R1 | RESOURCE CONSENT ISSUE | PWJ | 13-11-2025 |
| | | | |
| | | | |
| | | | |

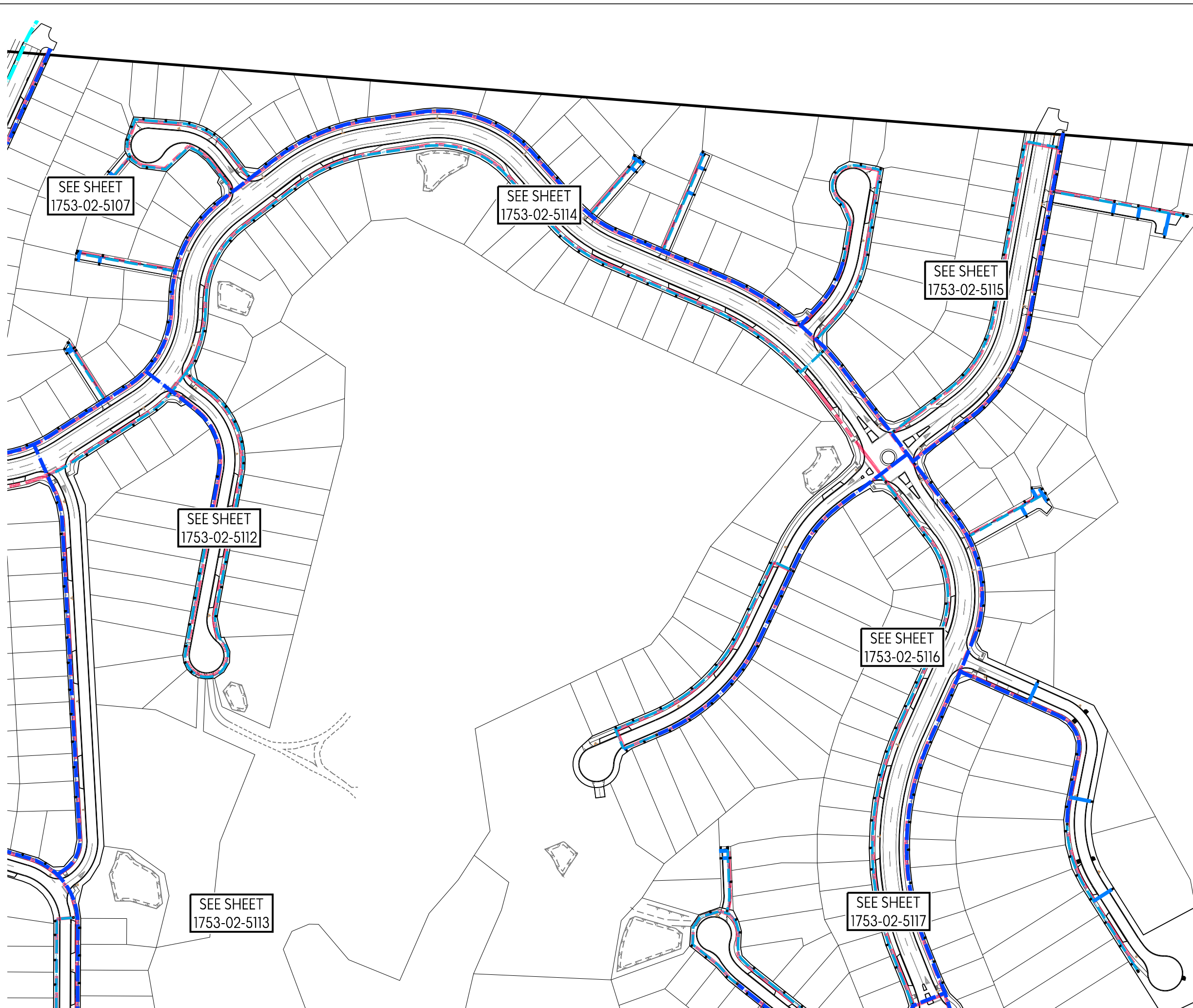
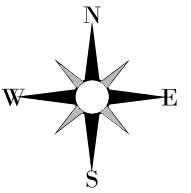
PROJECT:
 PUKERUA PROPERTY GROUP LP
 MT WELCOME - PUKERUA BAY
 PORIRUA

TITLE:
 PROPOSED WATER & SERVICES
 SHEET 5 OF 7



DESIGNED: LB DRAWN: LB
 CHECKED: KD PLOT DATE: 13-11-2025
 SCALE A1: 1:1000 SCALE A3: 1:2000
 STATUS: RESOURCE CONSENT

PROJECT No: **1753-02** DRAWING No: **5005** REVISION: **R1**



SEE SHEET
1753-02-5107

SEE SHEET
1753-02-5114

SEE SHEET
1753-02-5115

SEE SHEET
1753-02-5112

SEE SHEET
1753-02-5116

SEE SHEET
1753-02-5113

SEE SHEET
1753-02-5117

LEGEND:

- EXISTING WATERMAIN
- PROPOSED DN225 BULK WATERMAIN
- PROPOSED DN150 PVC-U SERIES 1 WATERMAIN
- PROPOSED 63 OD PE100 SDR11 RIDERMAIN
- PROPOSED FIRE HYDRANT
- PROPOSED SLUICE VALVE
- PROPOSED GATE VALVE
- PROPOSED RIDERMAIN SCOUR VALVE
- PROPOSED TOBY (Ø 20mm CONNECTION)
- PROPOSED STREETLIGHT
- EXISTING STREETLIGHT
- PROPOSED SERVICE TRENCH

NOTE: SYMBOLS SHOWN OVERSIZED FOR CLARITY AT THIS PLAN SCALE. DETAILED PLANS TO BE PROVIDED AT ENGINEERING APPROVAL PHASE.

NOTES:

- SEE SHEET 1753-02-5000 FOR FULL LIST OF NOTES.

This design and drawing shall only be used for the purpose for which it was supplied and shall not be altered or reproduced without the permission of Envelope Engineering Limited. No liability shall be accepted for unauthorised use of this design and drawing.

REVISIONS:

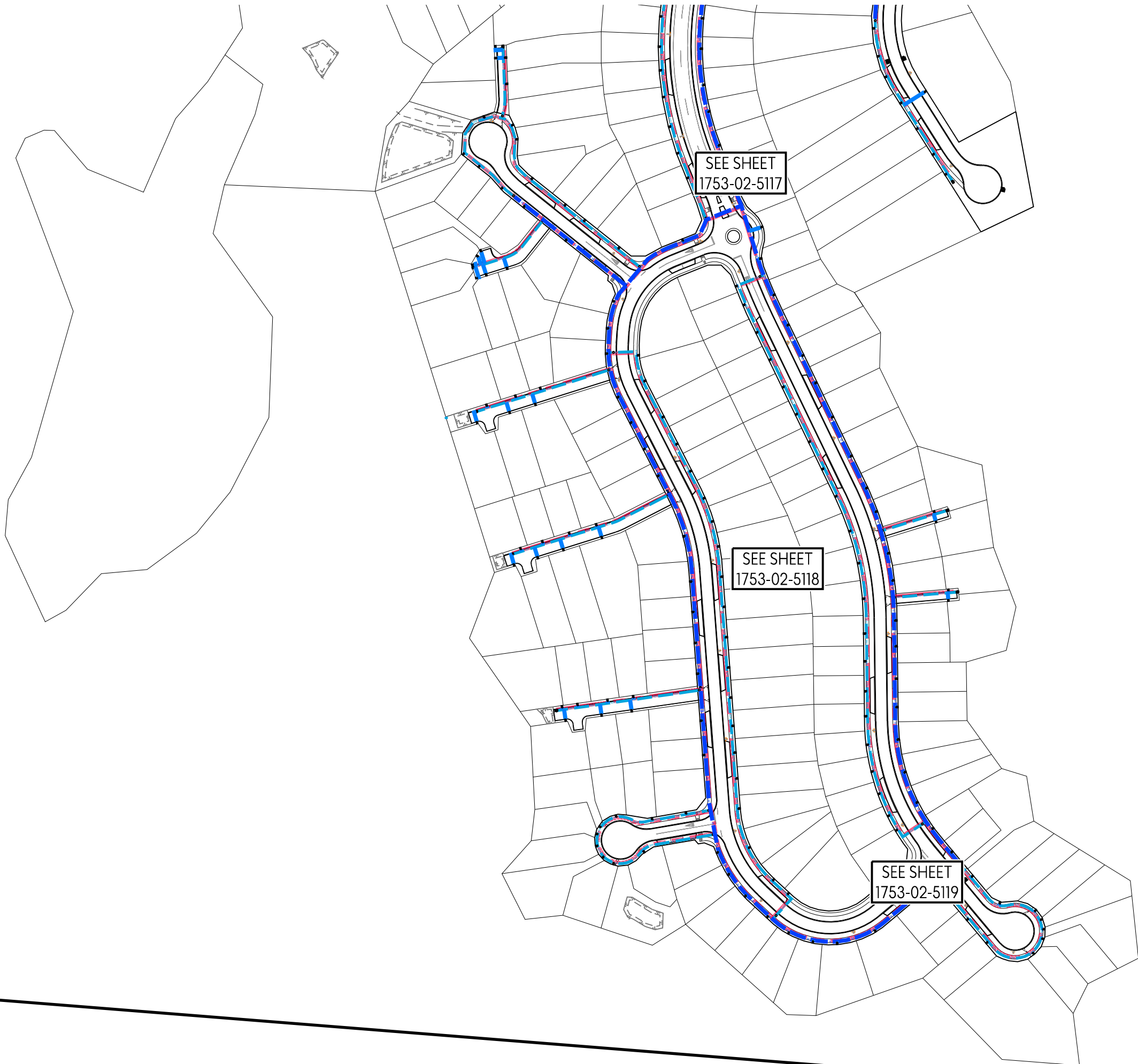
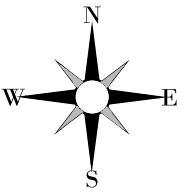
| REV | NOTES | BY | DATE |
|-----|------------------------|-----|------------|
| R1 | RESOURCE CONSENT ISSUE | PWJ | 13-11-2025 |
| | | | |
| | | | |
| | | | |

PROJECT:
 PUKERUA PROPERTY GROUP LP
 MT WELCOME - PUKERUA BAY
 PORIRUA

TITLE:
 PROPOSED WATER & SERVICES
 SHEET 6 OF 7



DESIGNED: LB DRAWN: LB
 CHECKED: KD PLOT DATE: 13-11-2025
 SCALE A1: 1:1000 SCALE A3: 1:2000
 STATUS: RESOURCE CONSENT
 PROJECT No: 1753-02 DRAWING No: 5006 REVISION: R1



LEGEND:

- W — W — EXISTING WATERMAIN
- W — PROPOSED DN225 BULK WATERMAIN
- W — PROPOSED DN150 PVC-U SERIES 1 WATERMAIN
- RM — PROPOSED 63 OD PE100 SDR11 RIDERMAIN
- FH [H] PROPOSED FIRE HYDRANT
- SV [V] PROPOSED SLUICE VALVE
- GV [G] PROPOSED GATE VALVE
- RMSV [R] PROPOSED RIDERMAIN SCOUR VALVE
- [W] — PROPOSED TOBY (Ø 20mm CONNECTION)
- PROPOSED STREETLIGHT
- EXISTING STREETLIGHT
- PROPOSED SERVICE TRENCH

NOTE: SYMBOLS SHOWN OVERSIZED FOR CLARITY AT THIS PLAN SCALE. DETAILED PLANS TO BE PROVIDED AT ENGINEERING APPROVAL PHASE.

NOTES:

- SEE SHEET 1753-02-5000 FOR FULL LIST OF NOTES.

This design and drawing shall only be used for the purpose for which it was supplied and shall not be altered or reproduced without the permission of Envelope Engineering Limited. No liability shall be accepted for unauthorised use of this design and drawing.

REVISIONS:

| REV | NOTES | BY | DATE |
|-----|------------------------|-----|------------|
| R1 | RESOURCE CONSENT ISSUE | PWJ | 13-11-2025 |
| | | | |
| | | | |
| | | | |

PROJECT:
 PUKERUA PROPERTY GROUP LP
 MT WELCOME - PUKERUA BAY
 PORIRUA

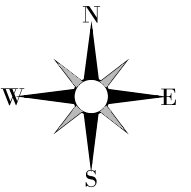
TITLE:
 PROPOSED WATER & SERVICES
 SHEET 7 OF 7



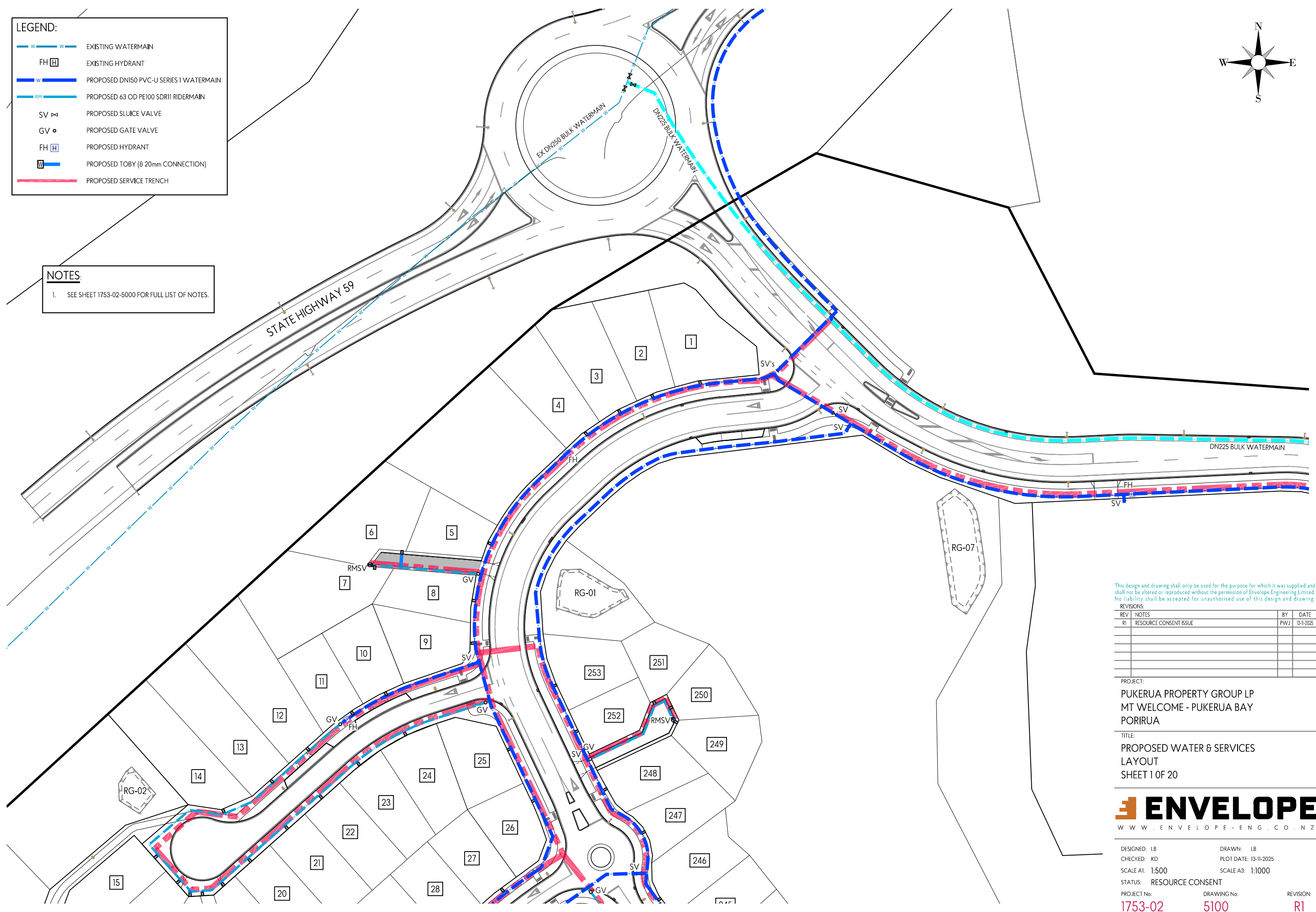
DESIGNED: LB DRAWN: LB
 CHECKED: KD PLOT DATE: 13-11-2025
 SCALE A1: 1:1000 SCALE A3: 1:2000
 STATUS: RESOURCE CONSENT
 PROJECT No: 1753-02 DRAWING No: 5007 REVISION: R1

LEGEND:

| | |
|--|---|
| | EXISTING WATERMAIN |
| | EXISTING HYDRANT |
| | PROPOSED DN150 PVC-U SERIES 1 WATERMAIN |
| | PROPOSED 63 OD PE100 SDR11 RIDERMAIN |
| | PROPOSED SLUICE VALVE |
| | PROPOSED GATE VALVE |
| | PROPOSED HYDRANT |
| | PROPOSED TOBY (ø 20mm CONNECTION) |
| | PROPOSED SERVICE TRENCH |



NOTES:
 1. SEE SHEET 1753-02-5000 FOR FULL LIST OF NOTES.



This design and drawing shall only be used for the purpose for which it was supplied and shall not be altered or reproduced without the permission of Envelope Engineering Limited. No liability shall be accepted for unauthorised use of this design and drawing.

REVISIONS:

| REV | NOTES | BY | DATE |
|-----|------------------------|-----|------------|
| R1 | RESOURCE CONSENT ISSUE | PWJ | 13-11-2025 |
| | | | |
| | | | |
| | | | |
| | | | |

PROJECT:
 PUKERUA PROPERTY GROUP LP
 MT WELCOME - PUKERUA BAY
 PORIRUA

TITLE:
 PROPOSED WATER & SERVICES
 LAYOUT
 SHEET 1 OF 20



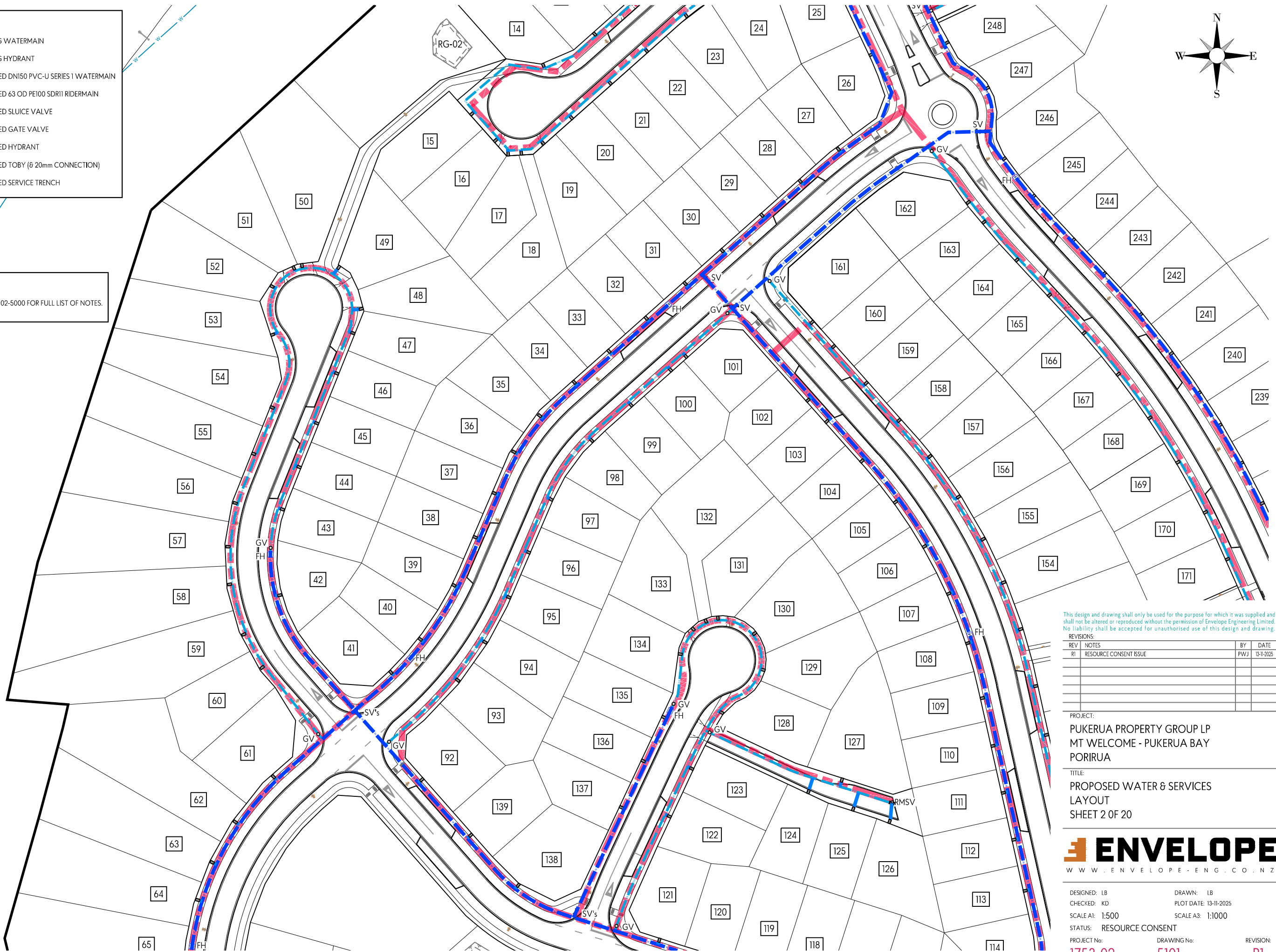
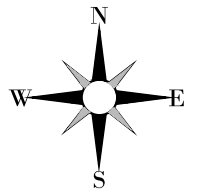
| | | |
|--------------------------|-----------------------|------------------|
| DESIGNED: LB | DRAWN: LB | REVISION: |
| CHECKED: KD | PLOT DATE: 13-11-2025 | 5100 |
| SCALE A1: 1:500 | SCALE A3: 1:1000 | R1 |
| STATUS: RESOURCE CONSENT | PROJECT No: 1753-02 | DRAWING No: 5100 |

LEGEND:

| | |
|--|---|
| | EXISTING WATERMAIN |
| | EXISTING HYDRANT |
| | PROPOSED DN150 PVC-U SERIES 1 WATERMAIN |
| | PROPOSED 63 OD PE100 SDR11 RIDERMAIN |
| | PROPOSED SLUICE VALVE |
| | PROPOSED GATE VALVE |
| | PROPOSED HYDRANT |
| | PROPOSED TOBY (Ø 20mm CONNECTION) |
| | PROPOSED SERVICE TRENCH |

NOTES:

1. SEE SHEET 1753-02-5000 FOR FULL LIST OF NOTES.



This design and drawing shall only be used for the purpose for which it was supplied and shall not be altered or reproduced without the permission of Envelope Engineering Limited. No liability shall be accepted for unauthorised use of this design and drawing.

REVISIONS:

| REV | NOTES | BY | DATE |
|-----|------------------------|-----|------------|
| R1 | RESOURCE CONSENT ISSUE | PWJ | 13-11-2025 |
| | | | |
| | | | |
| | | | |

PROJECT:
 PUKERUA PROPERTY GROUP LP
 MT WELCOME - PUKERUA BAY
 PORIRUA

TITLE:
 PROPOSED WATER & SERVICES
 LAYOUT
 SHEET 2 OF 20



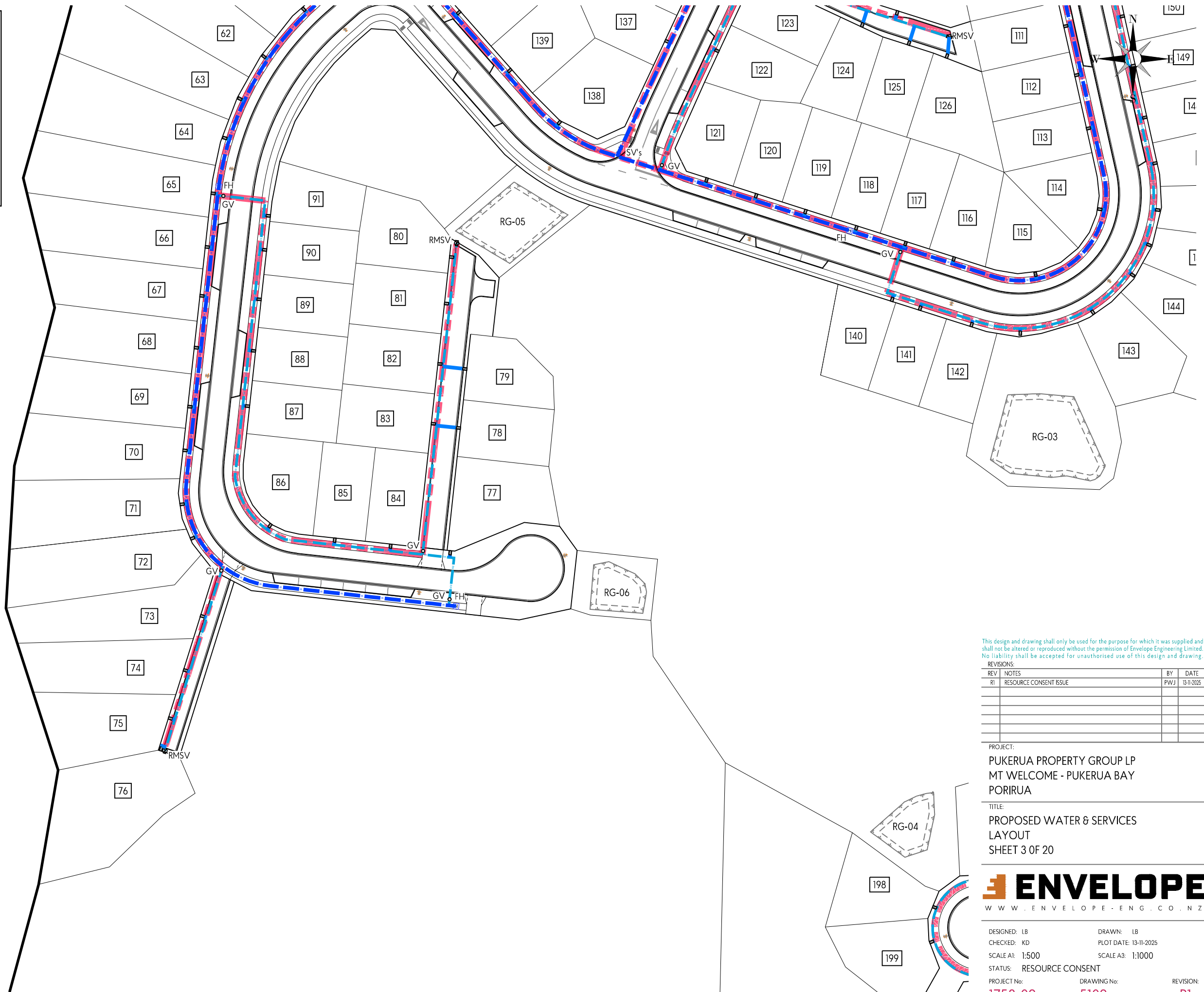
| | | |
|--------------------------|-----------------------|--------------|
| DESIGNED: LB | DRAWN: LB | REVISION: |
| CHECKED: KD | PLOT DATE: 13-11-2025 | |
| SCALE A1: 1:500 | SCALE A3: 1:1000 | |
| STATUS: RESOURCE CONSENT | | |
| PROJECT No: 1753-02 | DRAWING No: 5101 | REVISION: R1 |

LEGEND:

| | |
|--|---|
| | EXISTING WATERMAIN |
| | EXISTING HYDRANT |
| | PROPOSED DN150 PVC-U SERIES 1 WATERMAIN |
| | PROPOSED 63 OD PE100 SDR11 RIDERMAIN |
| | PROPOSED SLUICE VALVE |
| | PROPOSED GATE VALVE |
| | PROPOSED HYDRANT |
| | PROPOSED TOBY (Ø 20mm CONNECTION) |
| | PROPOSED SERVICE TRENCH |

NOTES:

1. SEE SHEET 1753-02-5000 FOR FULL LIST OF NOTES.



This design and drawing shall only be used for the purpose for which it was supplied and shall not be altered or reproduced without the permission of Envelope Engineering Limited. No liability shall be accepted for unauthorised use of this design and drawing.

REVISIONS:

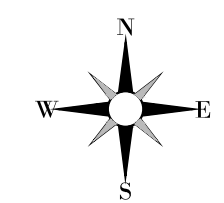
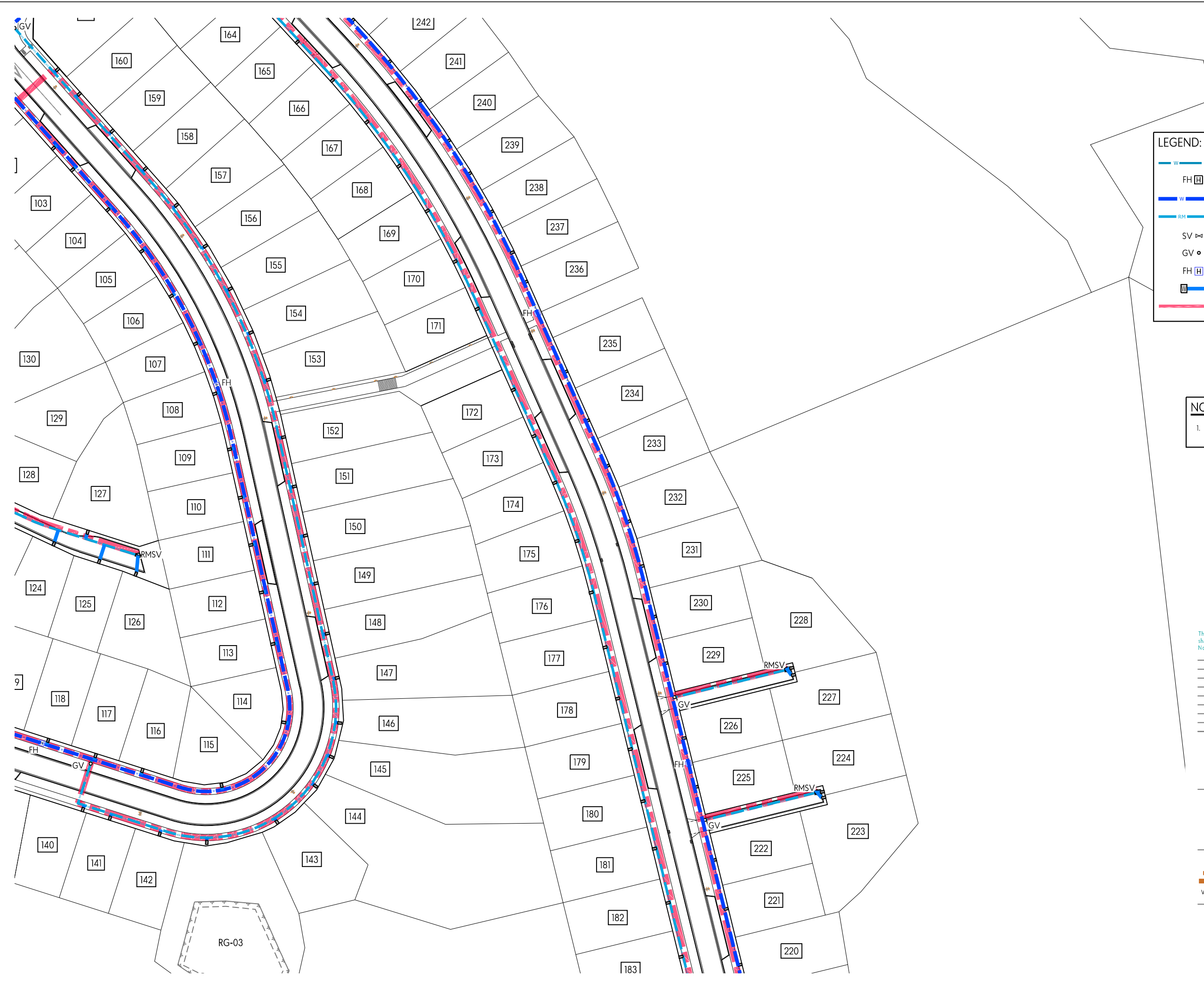
| REV | NOTES | BY | DATE |
|-----|------------------------|-----|------------|
| R1 | RESOURCE CONSENT ISSUE | PWJ | 13-11-2025 |
| | | | |
| | | | |
| | | | |

PROJECT:
 PUKERUA PROPERTY GROUP LP
 MT WELCOME - PUKERUA BAY
 PORIRUA

TITLE:
 PROPOSED WATER & SERVICES
 LAYOUT
 SHEET 3 OF 20



| | | |
|--------------------------|-----------------------|-----------|
| DESIGNED: LB | DRAWN: LB | REVISION: |
| CHECKED: KD | PLOT DATE: 13-11-2025 | R1 |
| SCALE A1: 1:500 | SCALE A3: 1:1000 | |
| STATUS: RESOURCE CONSENT | | |
| PROJECT No: 1753-02 | DRAWING No: 5102 | |



LEGEND:

- - - - EXISTING WATERMAIN
- FH H EXISTING HYDRANT
- - - - PROPOSED DN150 PVC-U SERIES 1 WATERMAIN
- - - - PROPOSED 63 OD PE100 SDR11 RIDERMAIN
- SV ⋈ PROPOSED SLUICE VALVE
- GV ● PROPOSED GATE VALVE
- FH H PROPOSED HYDRANT
- PROPOSED TOBY (Ø 20mm CONNECTION)
- PROPOSED SERVICE TRENCH

NOTES:

- SEE SHEET 1753-02-5000 FOR FULL LIST OF NOTES.

This design and drawing shall only be used for the purpose for which it was supplied and shall not be altered or reproduced without the permission of Envelope Engineering Limited. No liability shall be accepted for unauthorised use of this design and drawing.

REVISIONS:

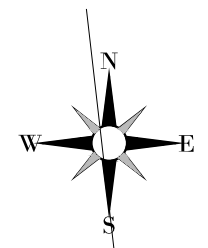
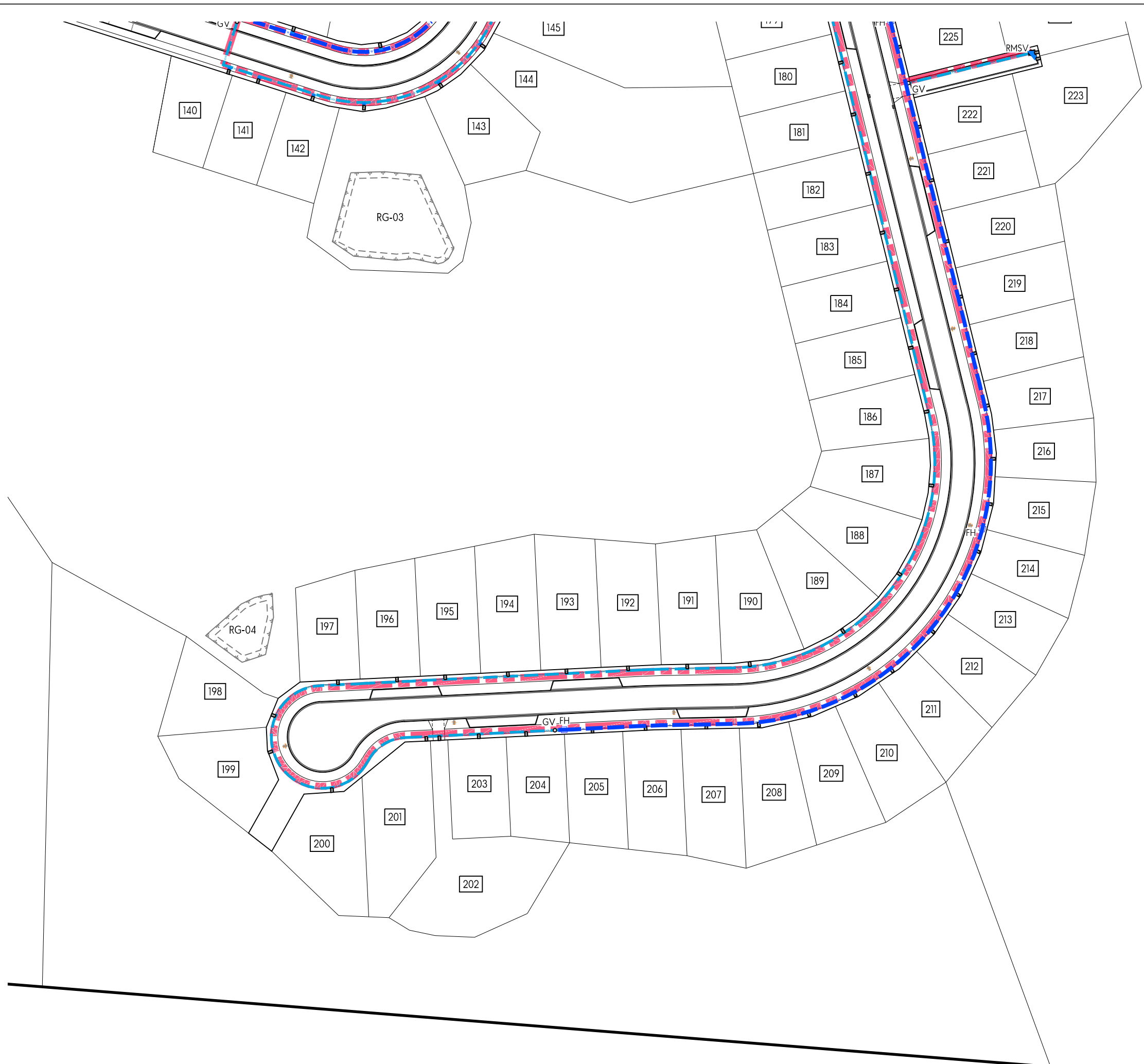
| REV | NOTES | BY | DATE |
|-----|------------------------|-----|------------|
| R1 | RESOURCE CONSENT ISSUE | PWJ | 13-11-2025 |
| | | | |
| | | | |
| | | | |

PROJECT:
 PUKERUA PROPERTY GROUP LP
 MT WELCOME - PUKERUA BAY
 PORIRUA

TITLE:
 PROPOSED WATER & SERVICES
 LAYOUT
 SHEET 4 OF 20



DESIGNED: LB DRAWN: LB
 CHECKED: KD PLOT DATE: 13-11-2025
 SCALE A1: 1:500 SCALE A3: 1:1000
 STATUS: RESOURCE CONSENT
 PROJECT No: **1753-02** DRAWING No: **5103** REVISION: **R1**



LEGEND:

- **W** --- EXISTING WATERMAIN
- FH** H EXISTING HYDRANT
- **W** --- PROPOSED DNI50 PVC-U SERIES 1 WATERMAIN
- **RM** --- PROPOSED 63 OD PE100 SDR11 RIDERMAIN
- SV** ⋈ PROPOSED SLUCE VALVE
- GV** ● PROPOSED GATE VALVE
- FH** H PROPOSED HYDRANT
- **W** --- PROPOSED TOBY (Ø 20mm CONNECTION)
- PROPOSED SERVICE TRENCH

NOTES:

- SEE SHEET 1753-02-5000 FOR FULL LIST OF NOTES.

This design and drawing shall only be used for the purpose for which it was supplied and shall not be altered or reproduced without the permission of Envelope Engineering Limited. No liability shall be accepted for unauthorised use of this design and drawing.

REVISIONS:

| REV | NOTES | BY | DATE |
|-----|------------------------|-----|------------|
| R1 | RESOURCE CONSENT ISSUE | PWJ | 13-11-2025 |
| | | | |
| | | | |
| | | | |

PROJECT:
 PUKERUA PROPERTY GROUP LP
 MT WELCOME - PUKERUA BAY
 PORIRUA

TITLE:
 PROPOSED WATER & SERVICES
 LAYOUT
 SHEET 5 OF 20

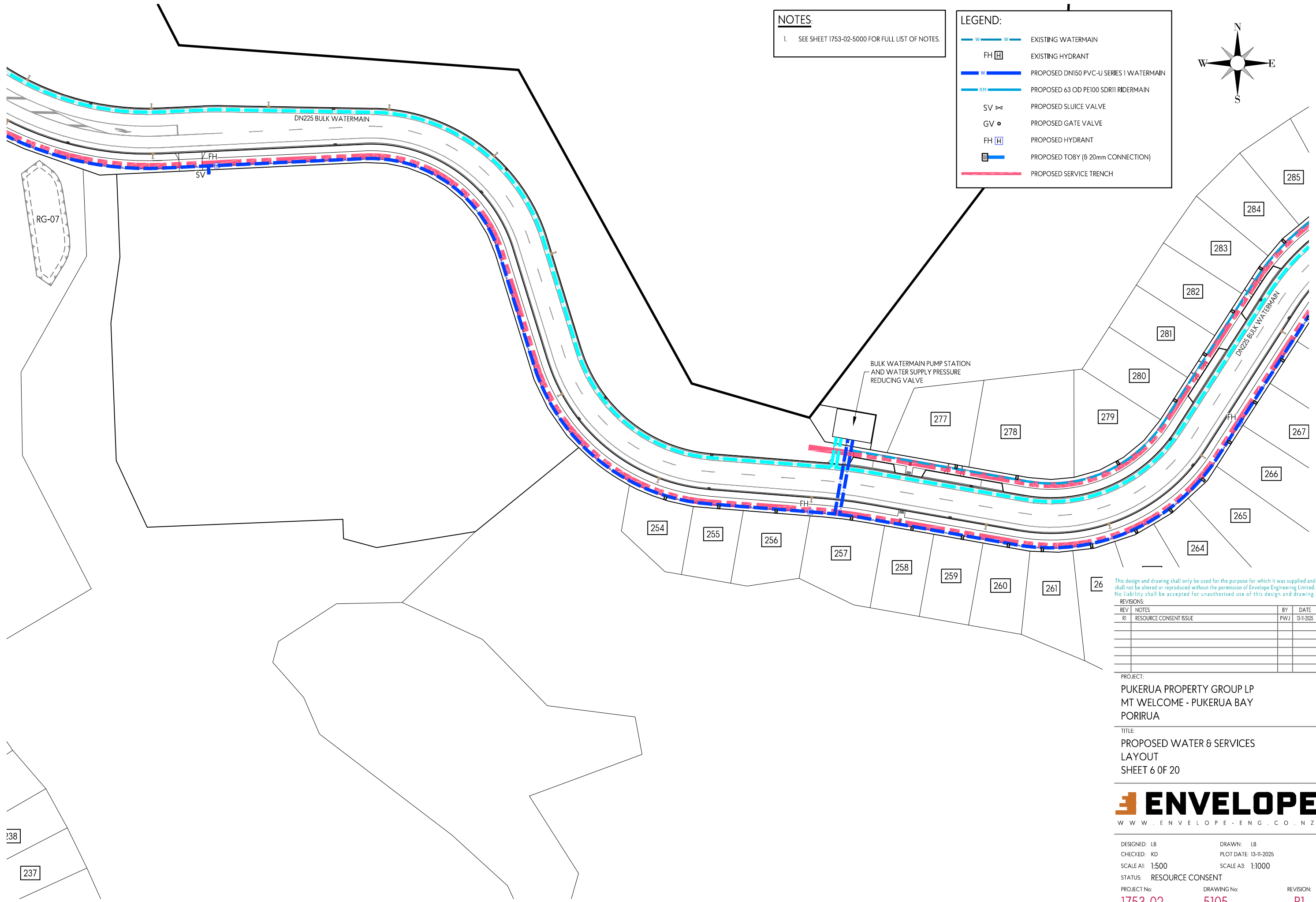
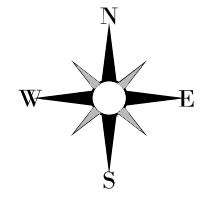


DESIGNED: LB DRAWN: LB
 CHECKED: KD PLOT DATE: 13-11-2025
 SCALE A1: 1:500 SCALE A3: 1:1000
 STATUS: RESOURCE CONSENT
 PROJECT No: **1753-02** DRAWING No: **5104** REVISION: **R1**

NOTES:
 1. SEE SHEET 1753-02-5000 FOR FULL LIST OF NOTES.

LEGEND:

- EXISTING WATERMAIN
- EXISTING HYDRANT
- PROPOSED DN150 PVC-U SERIES 1 WATERMAIN
- PROPOSED 63 OD PE100 SDR11 RIDERMAIN
- PROPOSED SLUICE VALVE
- PROPOSED GATE VALVE
- PROPOSED HYDRANT
- PROPOSED TOBY (6 20mm CONNECTION)
- PROPOSED SERVICE TRENCH



This design and drawing shall only be used for the purpose for which it was supplied and shall not be altered or reproduced without the permission of Envelope Engineering Limited. No liability shall be accepted for unauthorised use of this design and drawing.

REVISIONS:

| REV | NOTES | BY | DATE |
|-----|------------------------|-----|------------|
| R1 | RESOURCE CONSENT ISSUE | PWJ | 13-11-2025 |
| | | | |
| | | | |
| | | | |

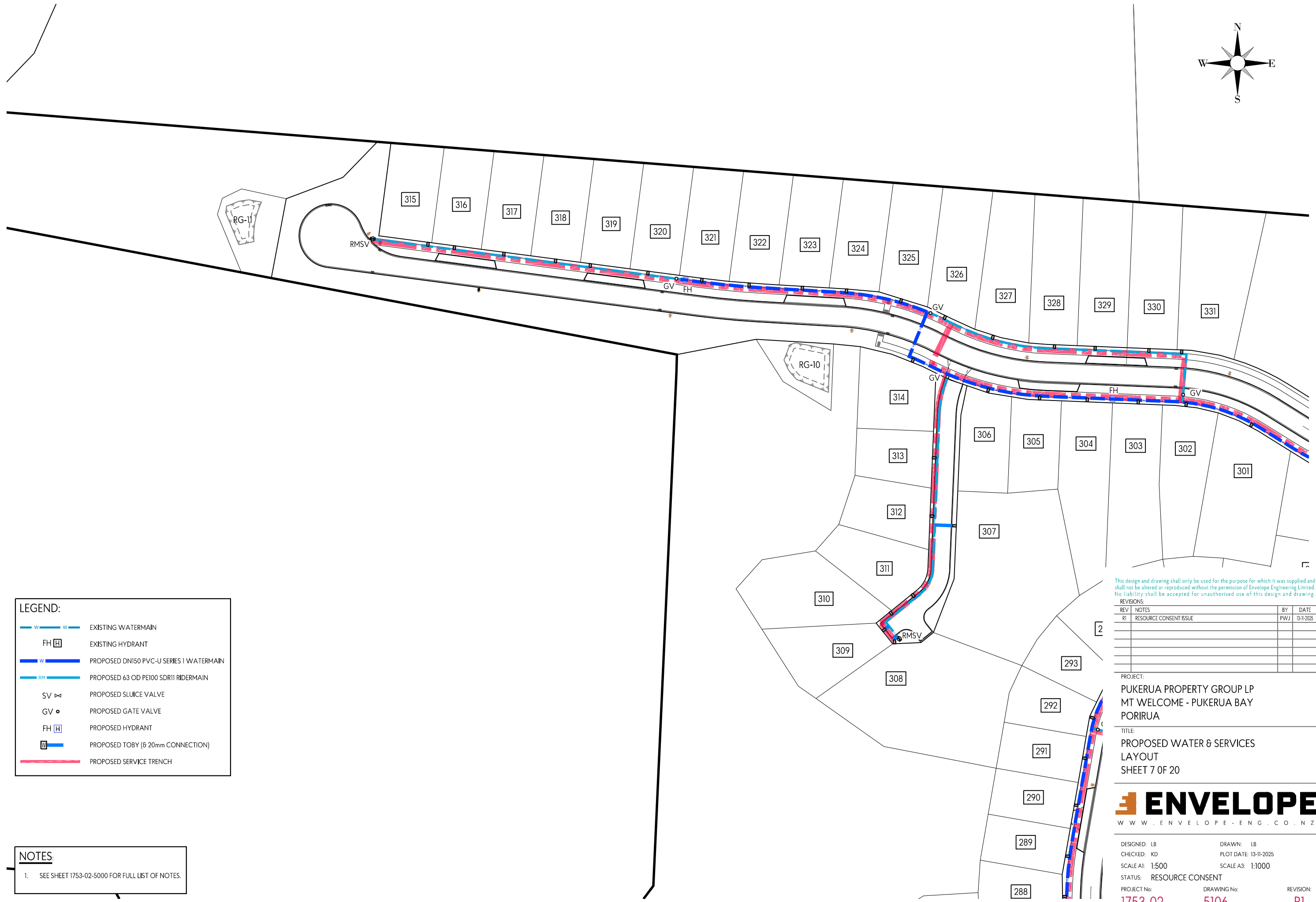
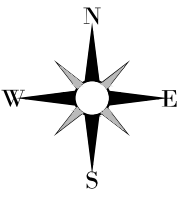
PROJECT:
 PUKERUA PROPERTY GROUP LP
 MT WELCOME - PUKERUA BAY
 PORIRUA

TITLE:
 PROPOSED WATER & SERVICES
 LAYOUT
 SHEET 6 OF 20



DESIGNED: LB DRAWN: LB
 CHECKED: KD PLOT DATE: 13-11-2025
 SCALE A1: 1:500 SCALE A3: 1:1000
 STATUS: RESOURCE CONSENT
 PROJECT No: 1753-02 DRAWING No: 5105 REVISION: R1

238
 237



LEGEND:

| | |
|--|---|
| | EXISTING WATERMAIN |
| | EXISTING HYDRANT |
| | PROPOSED DN150 PVC-U SERIES 1 WATERMAIN |
| | PROPOSED 63 OD PE100 SDR11 RIDERMAIN |
| | PROPOSED SLUICE VALVE |
| | PROPOSED GATE VALVE |
| | PROPOSED HYDRANT |
| | PROPOSED TOBY (Ø 20mm CONNECTION) |
| | PROPOSED SERVICE TRENCH |

NOTES:

- SEE SHEET 1753-02-5000 FOR FULL LIST OF NOTES.

This design and drawing shall only be used for the purpose for which it was supplied and shall not be altered or reproduced without the permission of Envelope Engineering Limited. No liability shall be accepted for unauthorised use of this design and drawing.

REVISIONS:

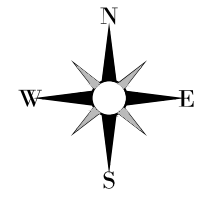
| REV | NOTES | BY | DATE |
|-----|------------------------|-----|------------|
| R1 | RESOURCE CONSENT ISSUE | PWJ | 13-11-2025 |
| | | | |
| | | | |
| | | | |

PROJECT:
 PUKERUA PROPERTY GROUP LP
 MT WELCOME - PUKERUA BAY
 PORIRUA

TITLE:
 PROPOSED WATER & SERVICES
 LAYOUT
 SHEET 7 OF 20



| | |
|--------------------------|-----------------------|
| DESIGNED: LB | DRAWN: LB |
| CHECKED: KD | PLOT DATE: 13-11-2025 |
| SCALE A1: 1:500 | SCALE A3: 1:1000 |
| STATUS: RESOURCE CONSENT | |
| PROJECT No: 1753-02 | DRAWING No: 5106 |
| | REVISION: R1 |



LEGEND:

- w — w — EXISTING WATERMAIN
- w — EXISTING HYDRANT
- w — PROPOSED DN150 PVC-U SERIES 1 WATERMAIN
- RM — PROPOSED 63 OD PE100 SDR11 RIDERMAIN
- SV PROPOSED SLUICE VALVE
- GV PROPOSED GATE VALVE
- FH PROPOSED HYDRANT
- T PROPOSED TOBY (Ø 20mm CONNECTION)
- PROPOSED SERVICE TRENCH

NOTES:

- SEE SHEET 1753-02-5000 FOR FULL LIST OF NOTES.

This design and drawing shall only be used for the purpose for which it was supplied and shall not be altered or reproduced without the permission of Envelope Engineering Limited. No liability shall be accepted for unauthorised use of this design and drawing.

REVISIONS:

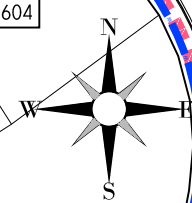
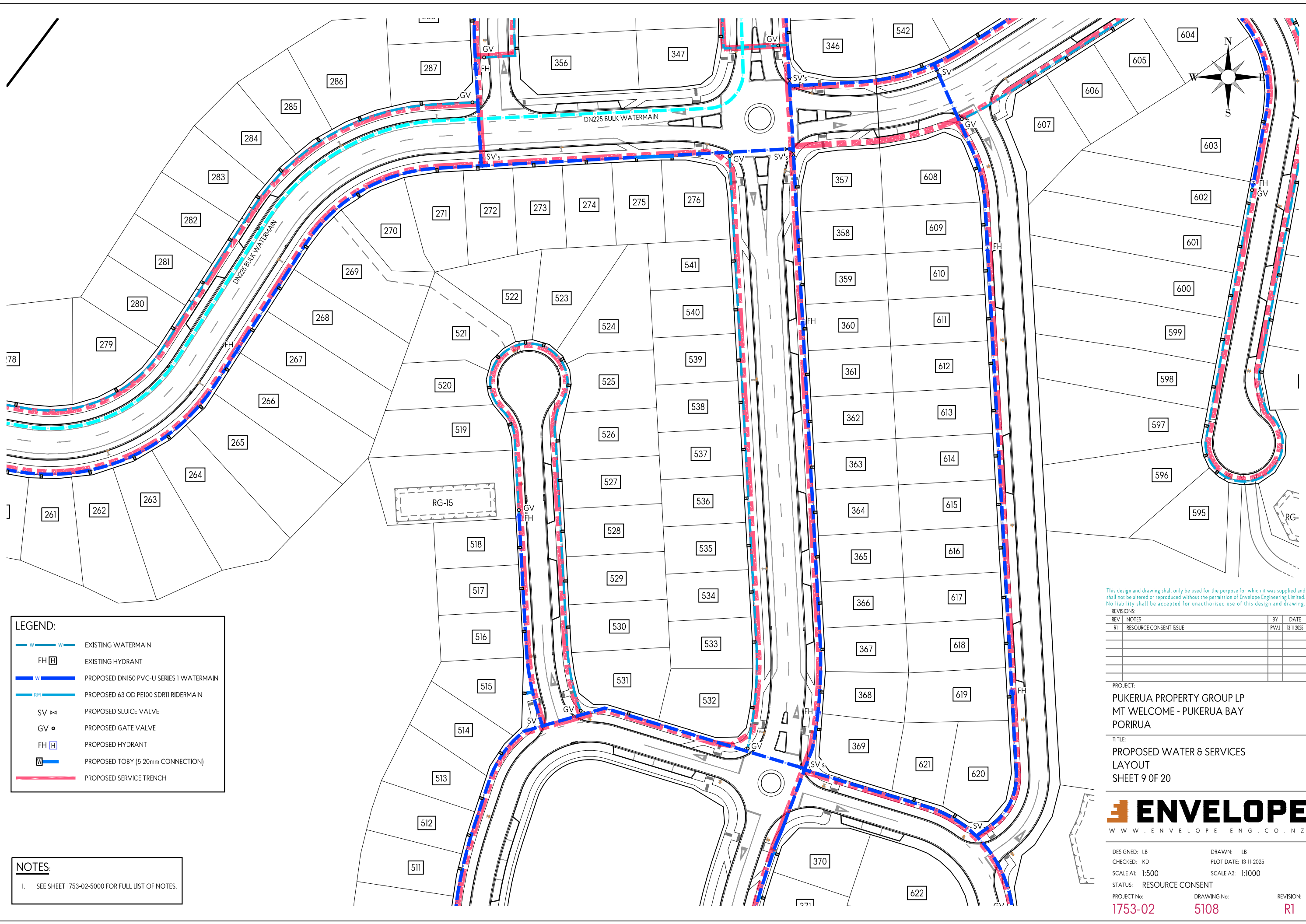
| REV | NOTES | BY | DATE |
|-----|------------------------|-----|------------|
| R1 | RESOURCE CONSENT ISSUE | PWJ | 13-11-2025 |

PROJECT:
 PUKERUA PROPERTY GROUP LP
 MT WELCOME - PUKERUA BAY
 PORIRUA

TITLE:
 PROPOSED WATER & SERVICES
 LAYOUT
 SHEET 8 OF 20



DESIGNED: LB DRAWN: LB
 CHECKED: KD PLOT DATE: 13-11-2025
 SCALE A1: 1:500 SCALE A3: 1:1000
 STATUS: RESOURCE CONSENT
 PROJECT No: 1753-02 DRAWING No: 5107 REVISION: R1



LEGEND:

| | |
|--|---|
| | EXISTING WATERMAIN |
| | EXISTING HYDRANT |
| | PROPOSED DN150 PVC-U SERIES 1 WATERMAIN |
| | PROPOSED 63 OD PE100 SDR11 RIDERMAIN |
| | PROPOSED SLUICE VALVE |
| | PROPOSED GATE VALVE |
| | PROPOSED HYDRANT |
| | PROPOSED TOBY (Ø 20mm CONNECTION) |
| | PROPOSED SERVICE TRENCH |

NOTES:

- SEE SHEET 1753-02-5000 FOR FULL LIST OF NOTES.

This design and drawing shall only be used for the purpose for which it was supplied and shall not be altered or reproduced without the permission of Envelope Engineering Limited. No liability shall be accepted for unauthorised use of this design and drawing.

REVISIONS:

| REV | NOTES | BY | DATE |
|-----|------------------------|-----|------------|
| R1 | RESOURCE CONSENT ISSUE | PWJ | 13-11-2025 |
| | | | |
| | | | |
| | | | |

PROJECT:
 PUKERUA PROPERTY GROUP LP
 MT WELCOME - PUKERUA BAY
 PORIRUA

TITLE:
 PROPOSED WATER & SERVICES
 LAYOUT
 SHEET 9 OF 20

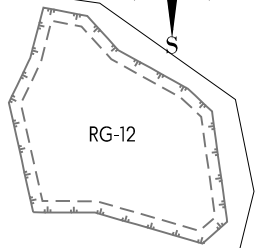
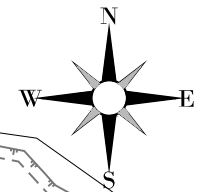
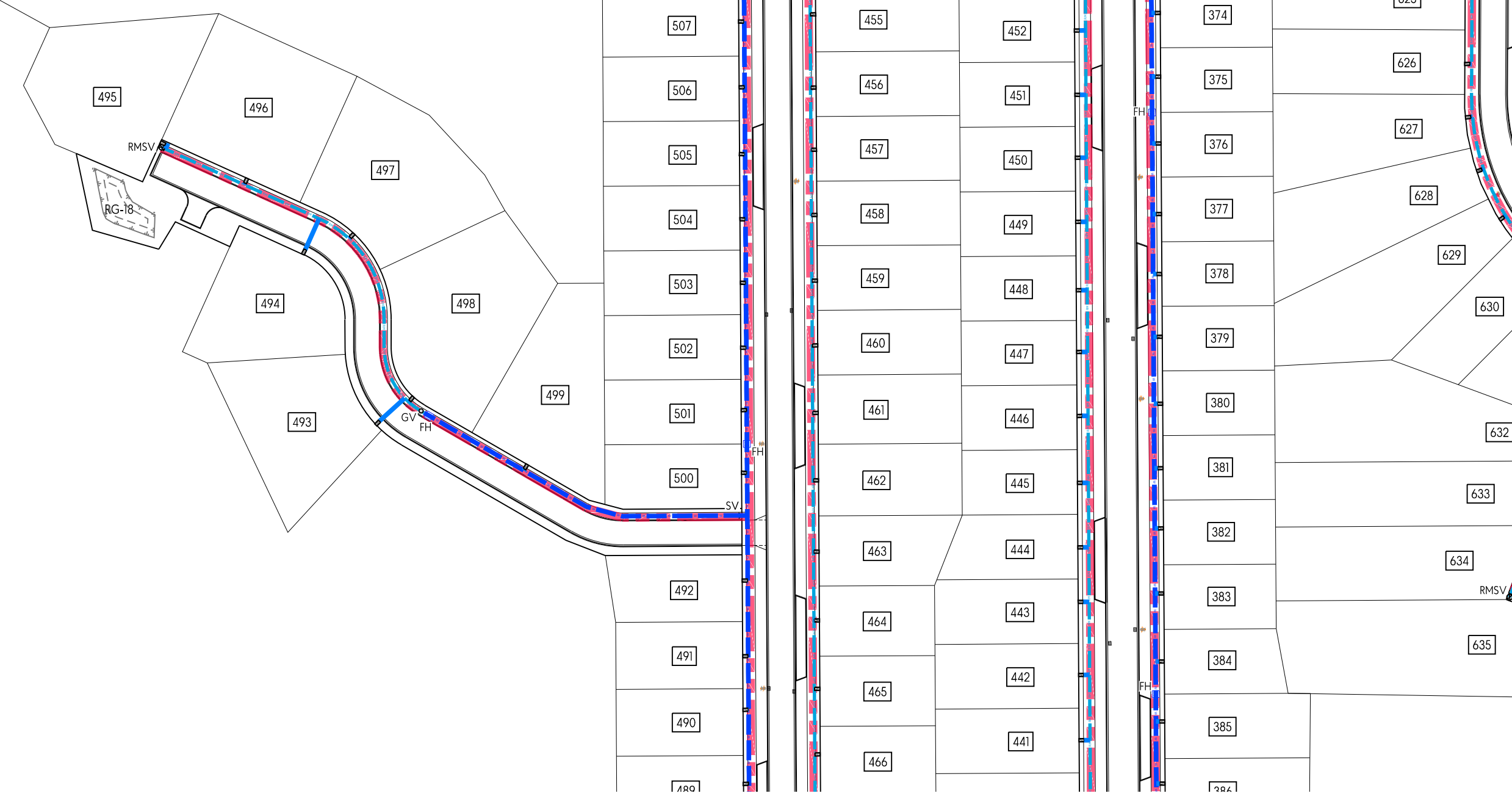


| | | |
|--------------------------|-----------------------|--------------|
| DESIGNED: LB | DRAWN: LB | REVISION: |
| CHECKED: KD | PLOT DATE: 13-11-2025 | |
| SCALE A1: 1:500 | SCALE A3: 1:1000 | |
| STATUS: RESOURCE CONSENT | | |
| PROJECT No: 1753-02 | DRAWING No: 5108 | REVISION: R1 |

LEGEND:

| | |
|--|---|
| | EXISTING WATERMAIN |
| | EXISTING HYDRANT |
| | PROPOSED DN150 PVC-U SERIES 1 WATERMAIN |
| | PROPOSED 63 OD PE100 SDR11 RIDERMAIN |
| | PROPOSED SLUICE VALVE |
| | PROPOSED GATE VALVE |
| | PROPOSED HYDRANT |
| | PROPOSED TOBY (8 20mm CONNECTION) |
| | PROPOSED SERVICE TRENCH |

NOTES:
 1. SEE SHEET 1753-02-5000 FOR FULL LIST OF NOTES.



This design and drawing shall only be used for the purpose for which it was supplied and shall not be altered or reproduced without the permission of Envelope Engineering Limited. No liability shall be accepted for unauthorised use of this design and drawing.

REVISIONS:

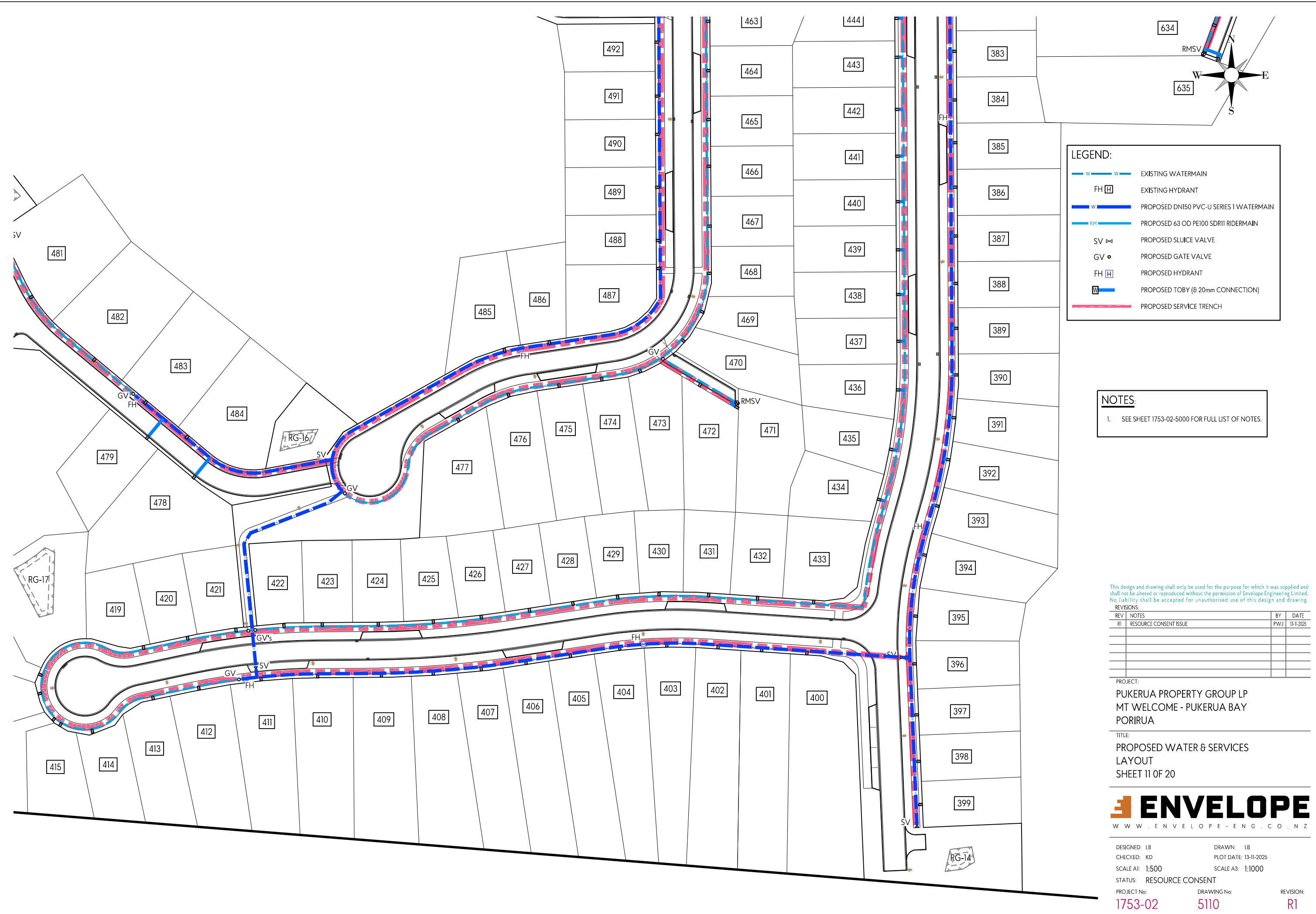
| REV | NOTES | BY | DATE |
|-----|------------------------|-----|------------|
| R1 | RESOURCE CONSENT ISSUE | PWJ | 13-11-2025 |
| | | | |
| | | | |
| | | | |

PROJECT:
 PUKERUA PROPERTY GROUP LP
 MT WELCOME - PUKERUA BAY
 PORIRUA

TITLE:
 PROPOSED WATER & SERVICES
 LAYOUT
 SHEET 10 OF 20



DESIGNED: LB DRAWN: LB
 CHECKED: KD PLOT DATE: 13-11-2025
 SCALE A1: 1:500 SCALE A3: 1:1000
 STATUS: RESOURCE CONSENT
 PROJECT No: 1753-02 DRAWING No: 5109 REVISION: R1



LEGEND:

- W — EXISTING WATERMAIN
- FH H EXISTING HYDRANT
- W — PROPOSED DNI50 PVC-U SERIES 1 WATERMAIN
- RM — PROPOSED 63 OD PE100 SDR11 RIDERMAIN
- SV X PROPOSED SLUICE VALVE
- GV • PROPOSED GATE VALVE
- FH H PROPOSED HYDRANT
- M — PROPOSED TOBY (Ø 20mm CONNECTION)
- PROPOSED SERVICE TRENCH

NOTES:

- SEE SHEET 1753-02-5000 FOR FULL LIST OF NOTES.

This design and drawing shall only be used for the purpose for which it was supplied and shall not be altered or reproduced without the permission of Envelope Engineering Limited. No liability shall be accepted for unauthorised use of this design and drawing.

REVISIONS:

| REV | NOTES | BY | DATE |
|-----|------------------------|-----|------------|
| R1 | RESOURCE CONSENT ISSUE | PWJ | 13-11-2025 |
| | | | |
| | | | |
| | | | |

PROJECT:
 PUKERUA PROPERTY GROUP LP
 MT WELCOME - PUKERUA BAY
 PORIRUA

TITLE:
 PROPOSED WATER & SERVICES
 LAYOUT
 SHEET 11 OF 20



DESIGNED: LB DRAWN: LB
 CHECKED: KD PLOT DATE: 13-11-2025
 SCALE A1: 1:500 SCALE A3: 1:1000
 STATUS: RESOURCE CONSENT
 PROJECT No: 1753-02 DRAWING No: 5110 REVISION: R1



LEGEND:

| | |
|--|---|
| | EXISTING WATERMAIN |
| | EXISTING HYDRANT |
| | PROPOSED DN150 PVC-U SERIES 1 WATERMAIN |
| | PROPOSED 63 OD PE100 SDR11 RIDERMAIN |
| | PROPOSED SLUICE VALVE |
| | PROPOSED GATE VALVE |
| | PROPOSED HYDRANT |
| | PROPOSED TOBY (Ø 20mm CONNECTION) |
| | PROPOSED SERVICE TRENCH |

NOTES:

- SEE SHEET 1753-02-5000 FOR FULL LIST OF NOTES.

This design and drawing shall only be used for the purpose for which it was supplied and shall not be altered or reproduced without the permission of Envelope Engineering Limited. No liability shall be accepted for unauthorised use of this design and drawing.

REVISIONS:

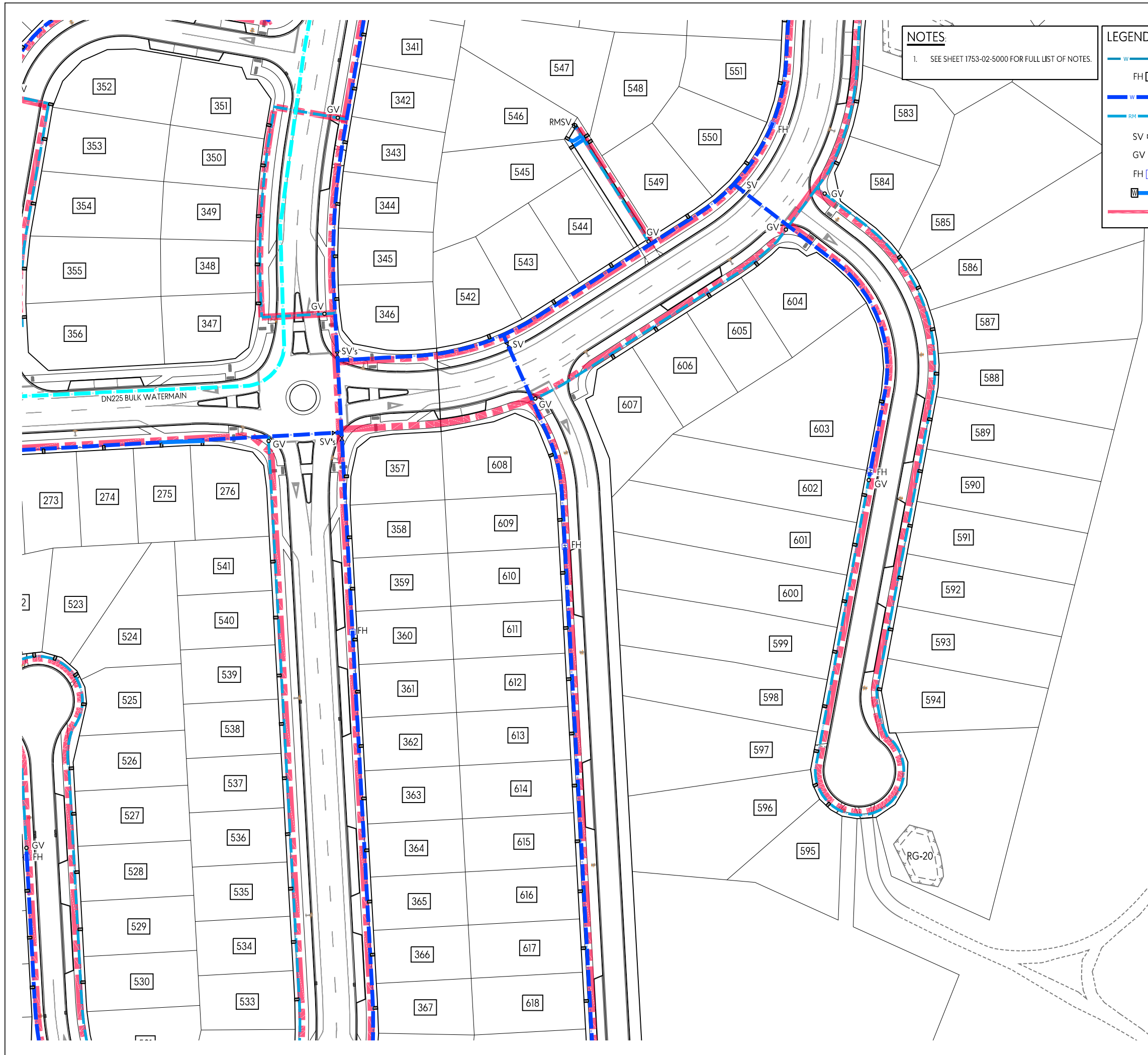
| REV | NOTES | BY | DATE |
|-----|------------------------|-----|------------|
| R1 | RESOURCE CONSENT ISSUE | PWJ | 13-11-2025 |
| | | | |
| | | | |
| | | | |

PROJECT:
 PUKERUA PROPERTY GROUP LP
 MT WELCOME - PUKERUA BAY
 PORIRUA

TITLE:
 PROPOSED WATER & SERVICES
 LAYOUT
 SHEET 12 OF 20



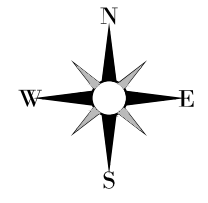
| | |
|--------------------------|-----------------------|
| DESIGNED: LB | DRAWN: LB |
| CHECKED: KD | PLOT DATE: 13-11-2025 |
| SCALE A1: 1:500 | SCALE A3: 1:1000 |
| STATUS: RESOURCE CONSENT | |
| PROJECT No: 1753-02 | DRAWING No: 5111 |
| | REVISION: R1 |



NOTES:
 1. SEE SHEET 1753-02-5000 FOR FULL LIST OF NOTES.

LEGEND:

- EXISTING WATERMAIN
- EXISTING HYDRANT
- PROPOSED DN150 PVC-U SERIES 1 WATERMAIN
- PROPOSED 63 OD PE100 SDR11 RIDERMAIN
- PROPOSED SLUCE VALVE
- PROPOSED GATE VALVE
- PROPOSED HYDRANT
- PROPOSED TOBY (Ø 20mm CONNECTION)
- PROPOSED SERVICE TRENCH



This design and drawing shall only be used for the purpose for which it was supplied and shall not be altered or reproduced without the permission of Envelope Engineering Limited. No liability shall be accepted for unauthorised use of this design and drawing.

REVISIONS:

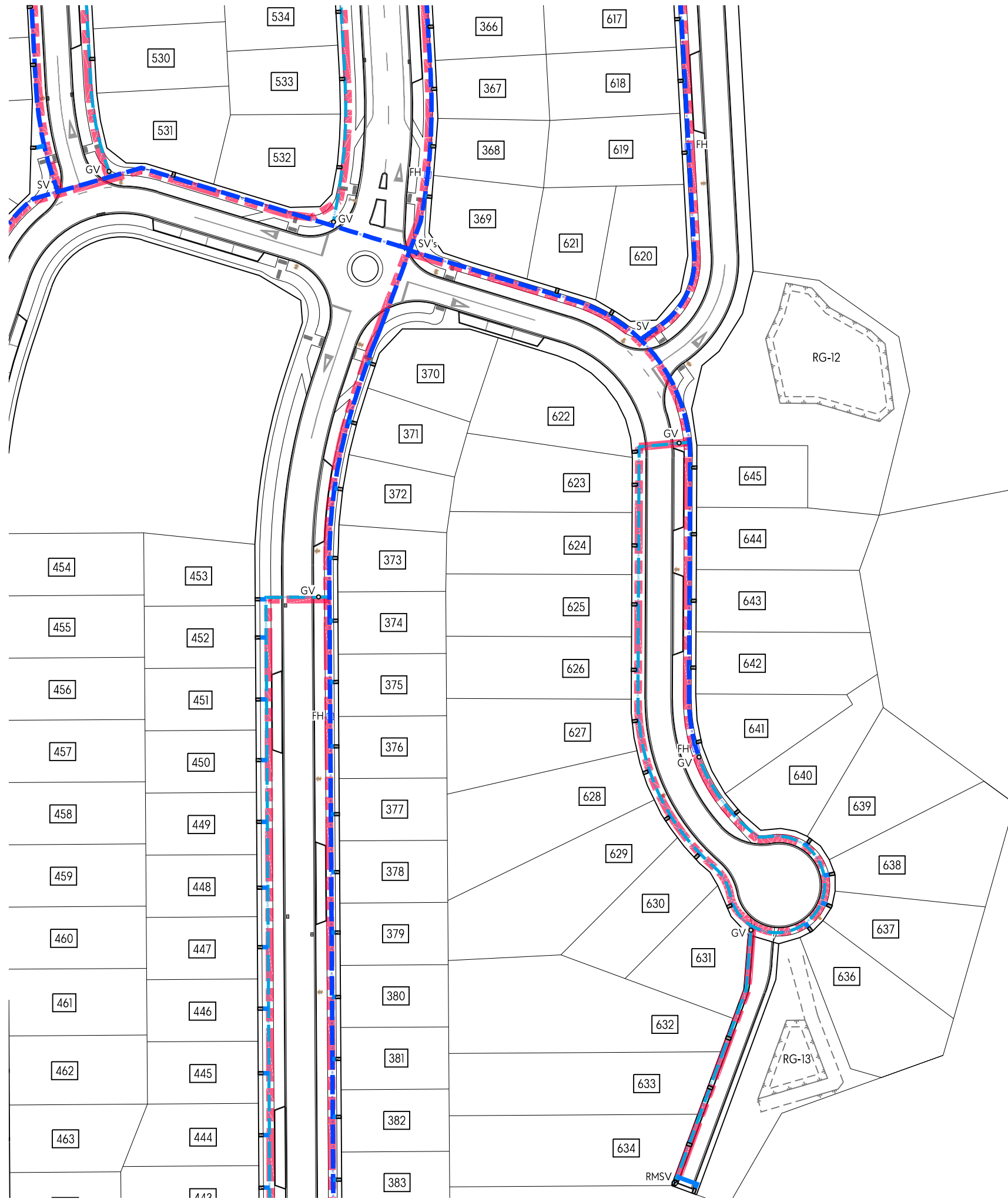
| REV | NOTES | BY | DATE |
|-----|------------------------|-----|------------|
| R1 | RESOURCE CONSENT ISSUE | PWJ | 13-11-2025 |
| | | | |
| | | | |
| | | | |

PROJECT:
 PUKERUA PROPERTY GROUP LP
 MT WELCOME - PUKERUA BAY
 PORIRUA

TITLE:
 PROPOSED WATER & SERVICES
 LAYOUT
 SHEET 13 OF 20



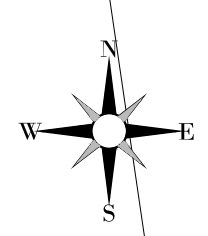
DESIGNED: LB DRAWN: LB
 CHECKED: KD PLOT DATE: 13-11-2025
 SCALE A1: 1:500 SCALE A3: 1:1000
 STATUS: RESOURCE CONSENT
 PROJECT No: 1753-02 DRAWING No: 5112 REVISION: R1



NOTES:
 1. SEE SHEET 1753-02-5000 FOR FULL LIST OF NOTES.

LEGEND:

- W — W EXISTING WATERMAIN
- FH H EXISTING HYDRANT
- W — PROPOSED DNI50 PVC-U SERIES 1 WATERMAIN
- RM — PROPOSED 63 OD PE100 SDR11 RIDERMAIN
- SV ⋈ PROPOSED SLUICE VALVE
- GV ● PROPOSED GATE VALVE
- FH H PROPOSED HYDRANT
- W — PROPOSED TOBY (Ø 20mm CONNECTION)
- PROPOSED SERVICE TRENCH



This design and drawing shall only be used for the purpose for which it was supplied and shall not be altered or reproduced without the permission of Envelope Engineering Limited. No liability shall be accepted for unauthorised use of this design and drawing.

REVISIONS:

| REV | NOTES | BY | DATE |
|-----|------------------------|-----|------------|
| R1 | RESOURCE CONSENT ISSUE | PWJ | 13-11-2025 |
| | | | |
| | | | |
| | | | |

PROJECT:
 PUKERUA PROPERTY GROUP LP
 MT WELCOME - PUKERUA BAY
 PORIRUA










TITLE:
 PROPOSED WATER & SERVICES
 LAYOUT
 SHEET 14 OF 20

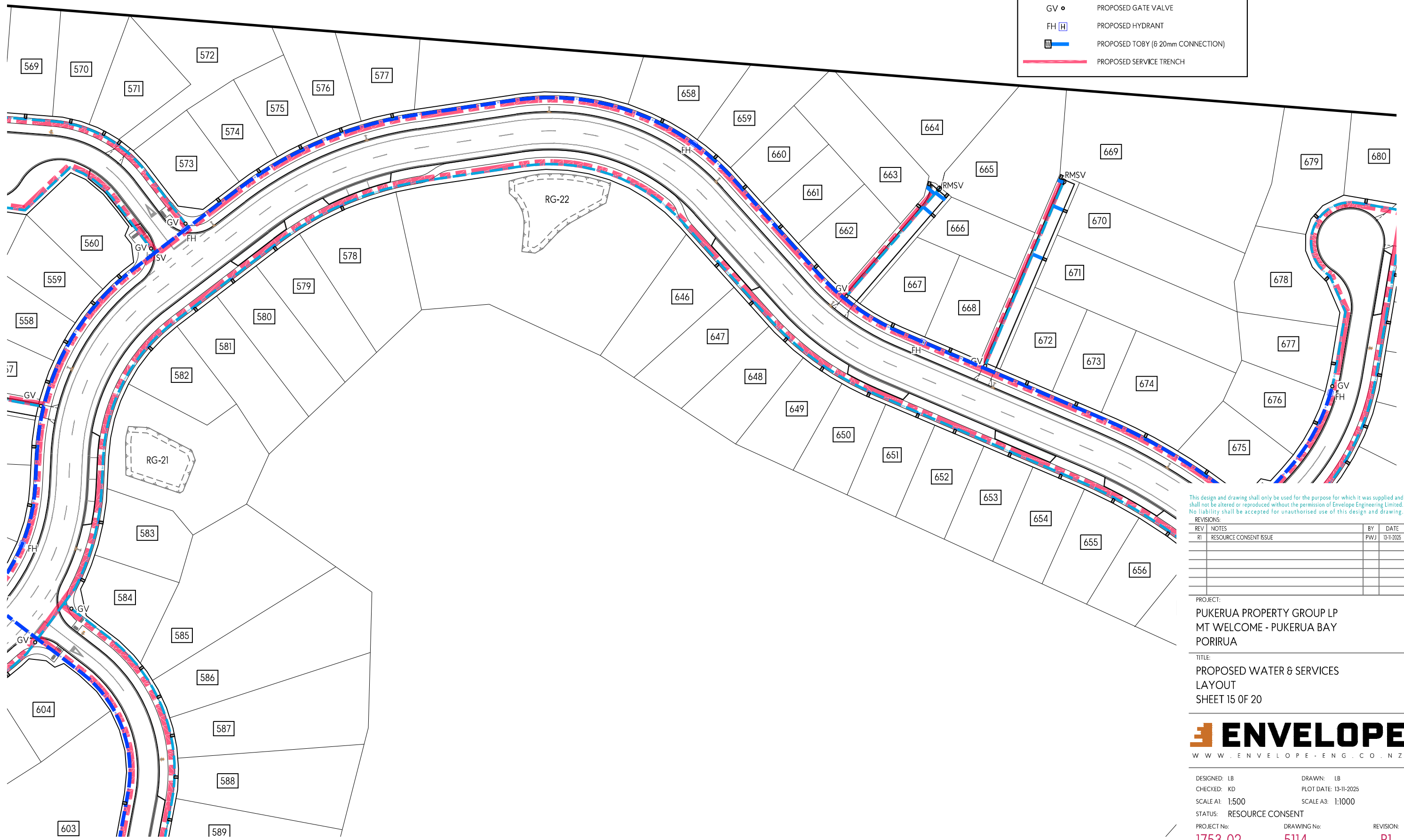
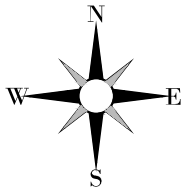


DESIGNED: LB DRAWN: LB
 CHECKED: KD PLOT DATE: 13-11-2025
 SCALE A1: 1:500 SCALE A3: 1:1000
 STATUS: RESOURCE CONSENT
 PROJECT No: **1753-02** DRAWING No: **5113** REVISION: **R1**

NOTES:
 1. SEE SHEET 1753-02-5000 FOR FULL LIST OF NOTES.

LEGEND:

-  EXISTING WATERMAIN
-  EXISTING HYDRANT
-  PROPOSED DNI50 PVC-U SERIES 1 WATERMAIN
-  PROPOSED 63 OD PE100 SDR11 RIDERMAIN
-  PROPOSED SLUICE VALVE
-  PROPOSED GATE VALVE
-  PROPOSED HYDRANT
-  PROPOSED TOBY (Ø 20mm CONNECTION)
-  PROPOSED SERVICE TRENCH



This design and drawing shall only be used for the purpose for which it was supplied and shall not be altered or reproduced without the permission of Envelope Engineering Limited. No liability shall be accepted for unauthorised use of this design and drawing.

REVISIONS:

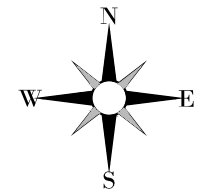
| REV | NOTES | BY | DATE |
|-----|------------------------|-----|------------|
| R1 | RESOURCE CONSENT ISSUE | PWJ | 13-11-2025 |
| | | | |
| | | | |
| | | | |

PROJECT:
 PUKERUA PROPERTY GROUP LP
 MT WELCOME - PUKERUA BAY
 PORIRUA

TITLE:
 PROPOSED WATER & SERVICES
 LAYOUT
 SHEET 15 OF 20



DESIGNED: LB DRAWN: LB
 CHECKED: KD PLOT DATE: 13-11-2025
 SCALE A1: 1:500 SCALE A3: 1:1000
 STATUS: RESOURCE CONSENT
 PROJECT No: 1753-02 DRAWING No: 5114 REVISION: R1

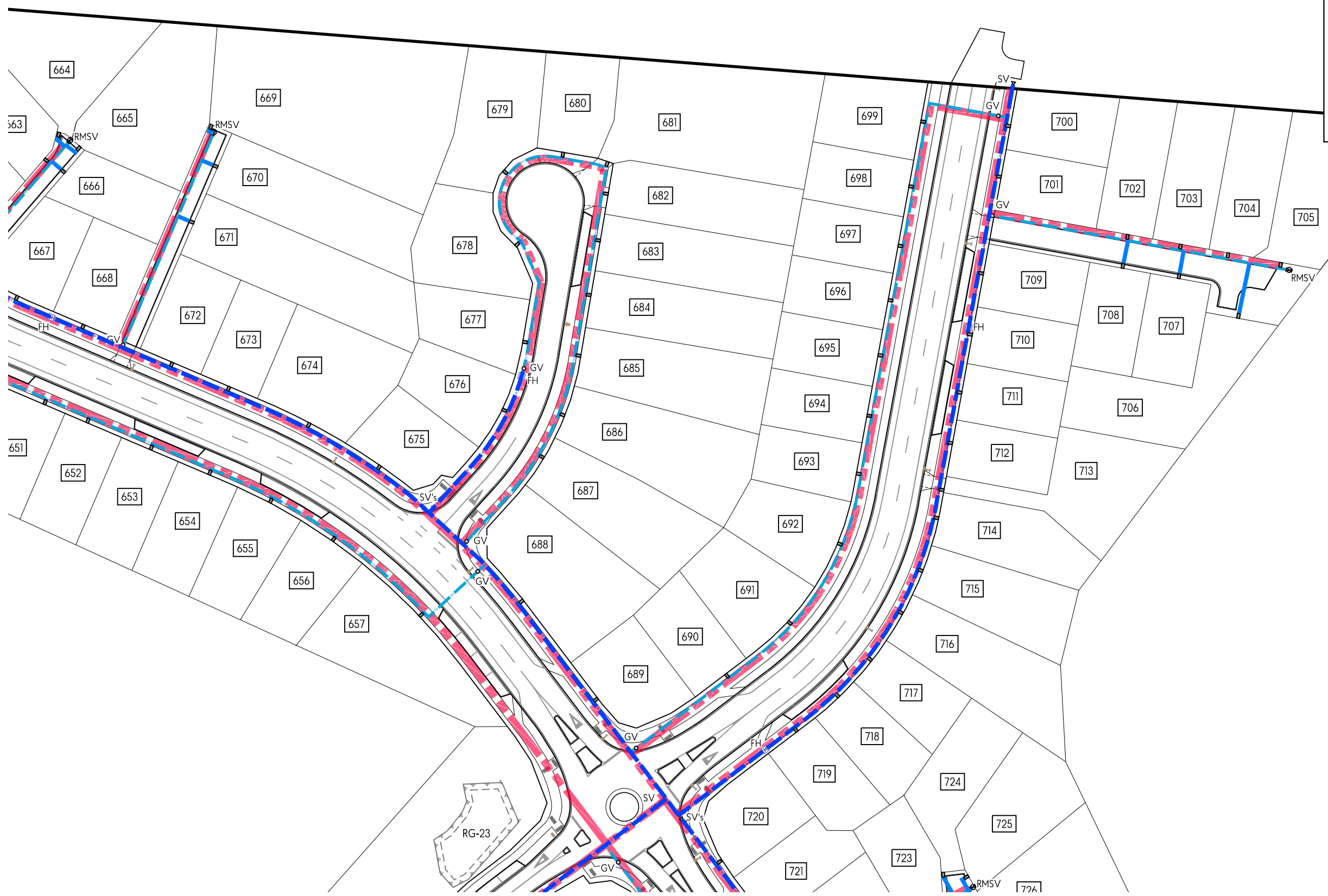


LEGEND:

- W — W EXISTING WATERMAIN
- FH H EXISTING HYDRANT
- W — PROPOSED DN150 PVC-U SERIES 1 WATERMAIN
- RM — PROPOSED 63 OD PE100 SDR11 RIDERMAIN
- SV ⋈ PROPOSED SLUICE VALVE
- GV ● PROPOSED GATE VALVE
- FH H PROPOSED HYDRANT
- PROPOSED TOBY (Ø 20mm CONNECTION)
- PROPOSED SERVICE TRENCH

NOTES:

1. SEE SHEET 1753-02-5000 FOR FULL LIST OF NOTES.



This design and drawing shall only be used for the purpose for which it was supplied and shall not be altered or reproduced without the permission of Envelope Engineering Limited. No liability shall be accepted for unauthorised use of this design and drawing.

REVISIONS:

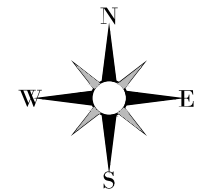
| REV | NOTES | BY | DATE |
|-----|------------------------|-----|------------|
| R1 | RESOURCE CONSENT ISSUE | PWJ | 13-11-2025 |
| | | | |
| | | | |
| | | | |

PROJECT:
 PUKERUA PROPERTY GROUP LP
 MT WELCOME - PUKERUA BAY
 PORIRUA

TITLE:
 PROPOSED WATER & SERVICES
 LAYOUT
 SHEET 16 OF 20



DESIGNED: LB DRAWN: LB
 CHECKED: KD PLOT DATE: 13-11-2025
 SCALE A1: 1:500 SCALE A3: 1:1000
 STATUS: RESOURCE CONSENT
 PROJECT No: 1753-02 DRAWING No: 5115 REVISION: R1



LEGEND:

| | |
|--|---|
| | EXISTING WATERMAIN |
| | EXISTING HYDRANT |
| | PROPOSED DN150 PVC-U SERIES 1 WATERMAIN |
| | PROPOSED 63 OD PE100 SDR11 RIDERMAIN |
| | PROPOSED SLUICE VALVE |
| | PROPOSED GATE VALVE |
| | PROPOSED HYDRANT |
| | PROPOSED TOBY (Ø 20mm CONNECTION) |
| | PROPOSED SERVICE TRENCH |

NOTES:

- SEE SHEET 1753-02-5000 FOR FULL LIST OF NOTES.

This design and drawing shall only be used for the purpose for which it was supplied and shall not be altered or reproduced without the permission of Envelope Engineering Limited. No liability shall be accepted for unauthorised use of this design and drawing.

REVISIONS:

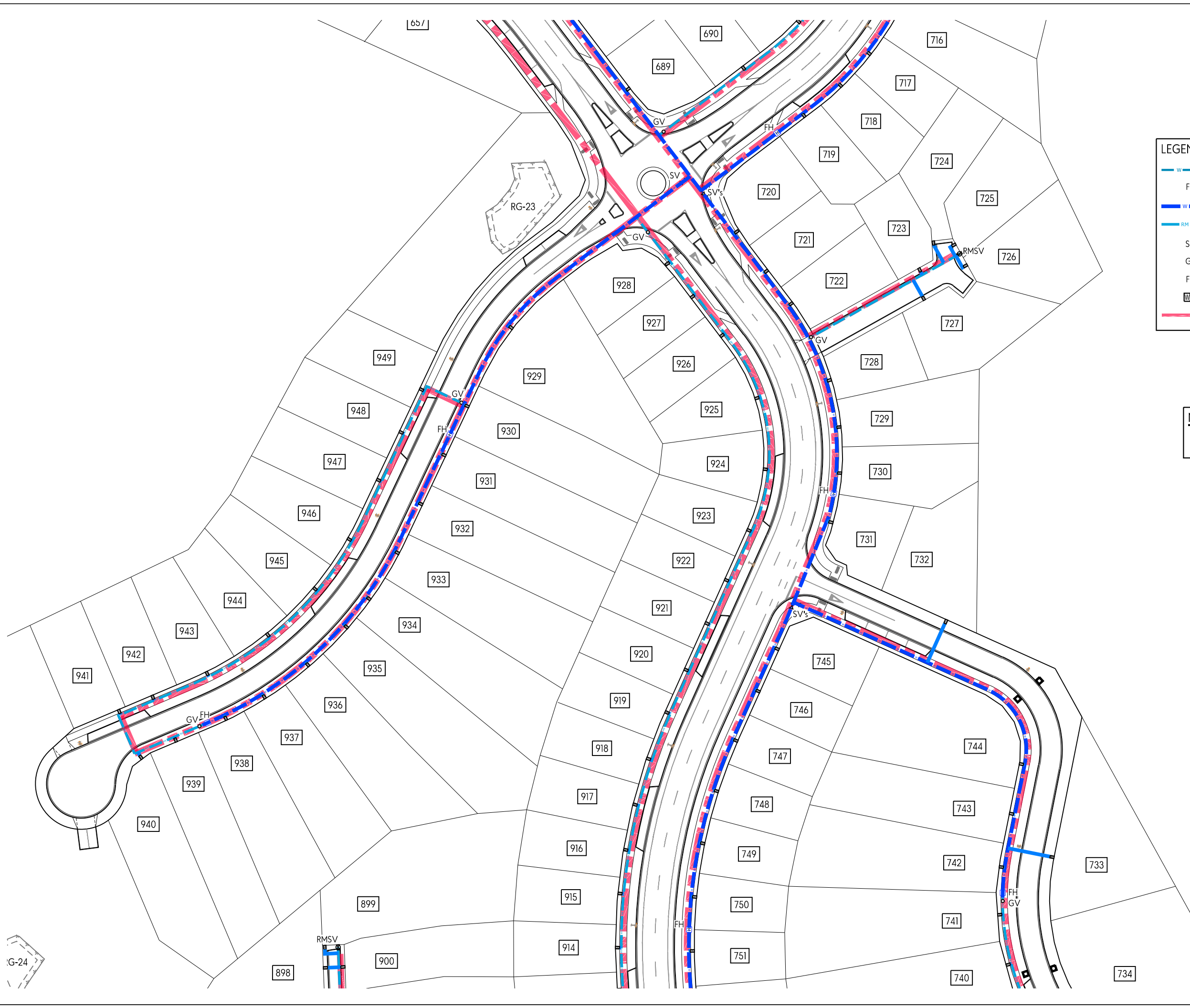
| REV | NOTES | BY | DATE |
|-----|------------------------|-----|------------|
| R1 | RESOURCE CONSENT ISSUE | PWJ | 13-11-2025 |
| | | | |
| | | | |
| | | | |

PROJECT:
 PUKERUA PROPERTY GROUP LP
 MT WELCOME - PUKERUA BAY
 PORIRUA

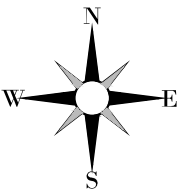
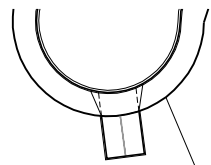
TITLE:
 PROPOSED WATER & SERVICES
 LAYOUT
 SHEET 17 OF 20



| | | |
|--------------------------|-----------------------|--------------|
| DESIGNED: LB | DRAWN: LB | REVISION: |
| CHECKED: KD | PLOT DATE: 13-11-2025 | |
| SCALE A1: 1:500 | SCALE A3: 1:1000 | |
| STATUS: RESOURCE CONSENT | | |
| PROJECT No: 1753-02 | DRAWING No: 5116 | REVISION: R1 |



G-24

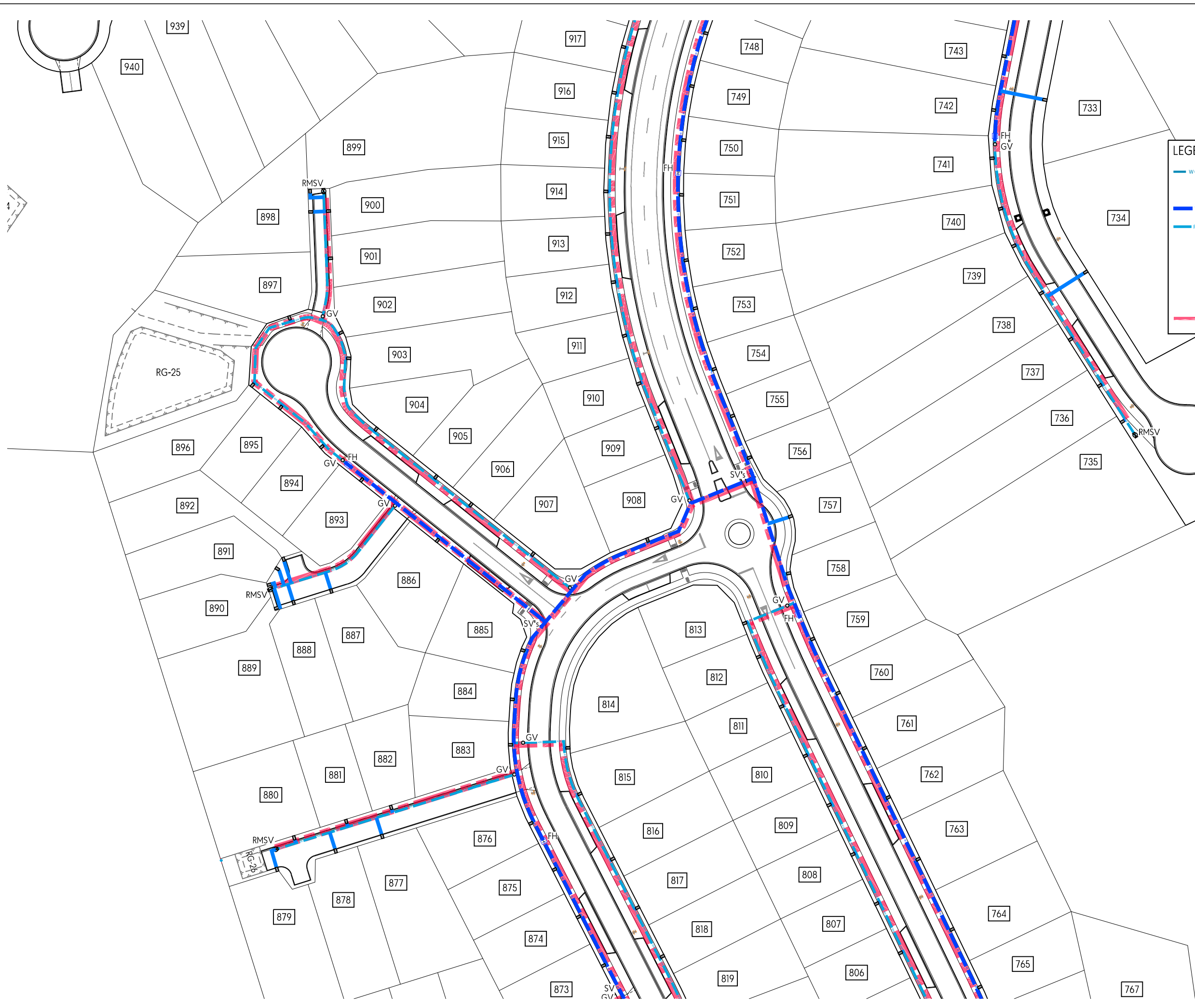


LEGEND:

- EXISTING WATERMAIN
- EXISTING HYDRANT
- PROPOSED DN150 PVC-U SERIES 1 WATERMAIN
- PROPOSED 63 OD PE100 SDR11 RIDERMAIN
- PROPOSED SLUICE VALVE
- PROPOSED GATE VALVE
- PROPOSED HYDRANT
- PROPOSED TOBY (Ø 20mm CONNECTION)
- PROPOSED SERVICE TRENCH

NOTES:

- SEE SHEET 1753-02-5000 FOR FULL LIST OF NOTES.



This design and drawing shall only be used for the purpose for which it was supplied and shall not be altered or reproduced without the permission of Envelope Engineering Limited. No liability shall be accepted for unauthorised use of this design and drawing.

REVISIONS:

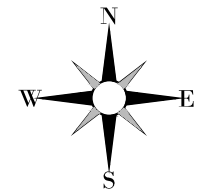
| REV | NOTES | BY | DATE |
|-----|------------------------|-----|------------|
| R1 | RESOURCE CONSENT ISSUE | PWJ | 13-11-2025 |
| | | | |
| | | | |
| | | | |
| | | | |

PROJECT:
 PUKERUA PROPERTY GROUP LP
 MT WELCOME - PUKERUA BAY
 PORIRUA

TITLE:
 PROPOSED WATER & SERVICES
 LAYOUT
 SHEET 18 OF 20



DESIGNED: LB DRAWN: LB
 CHECKED: KD PLOT DATE: 13-11-2025
 SCALE A1: 1:500 SCALE A3: 1:1000
 STATUS: RESOURCE CONSENT
 PROJECT No: 1753-02 DRAWING No: 5117 REVISION: R1



LEGEND:

- W — EXISTING WATERMAIN
- FH H EXISTING HYDRANT
- W — PROPOSED DN150 PVC-U SERIES 1 WATERMAIN
- RM — PROPOSED 63 OD PE100 SDR11 RIDERMAIN
- SV ⋈ PROPOSED SLUICE VALVE
- GV ● PROPOSED GATE VALVE
- FH H PROPOSED HYDRANT
- W PROPOSED TOBY (Ø 20mm CONNECTION)
- PROPOSED SERVICE TRENCH

NOTES:

1. SEE SHEET 1753-02-5000 FOR FULL LIST OF NOTES.

This design and drawing shall only be used for the purpose for which it was supplied and shall not be altered or reproduced without the permission of Envelope Engineering Limited. No liability shall be accepted for unauthorised use of this design and drawing.

REVISIONS:

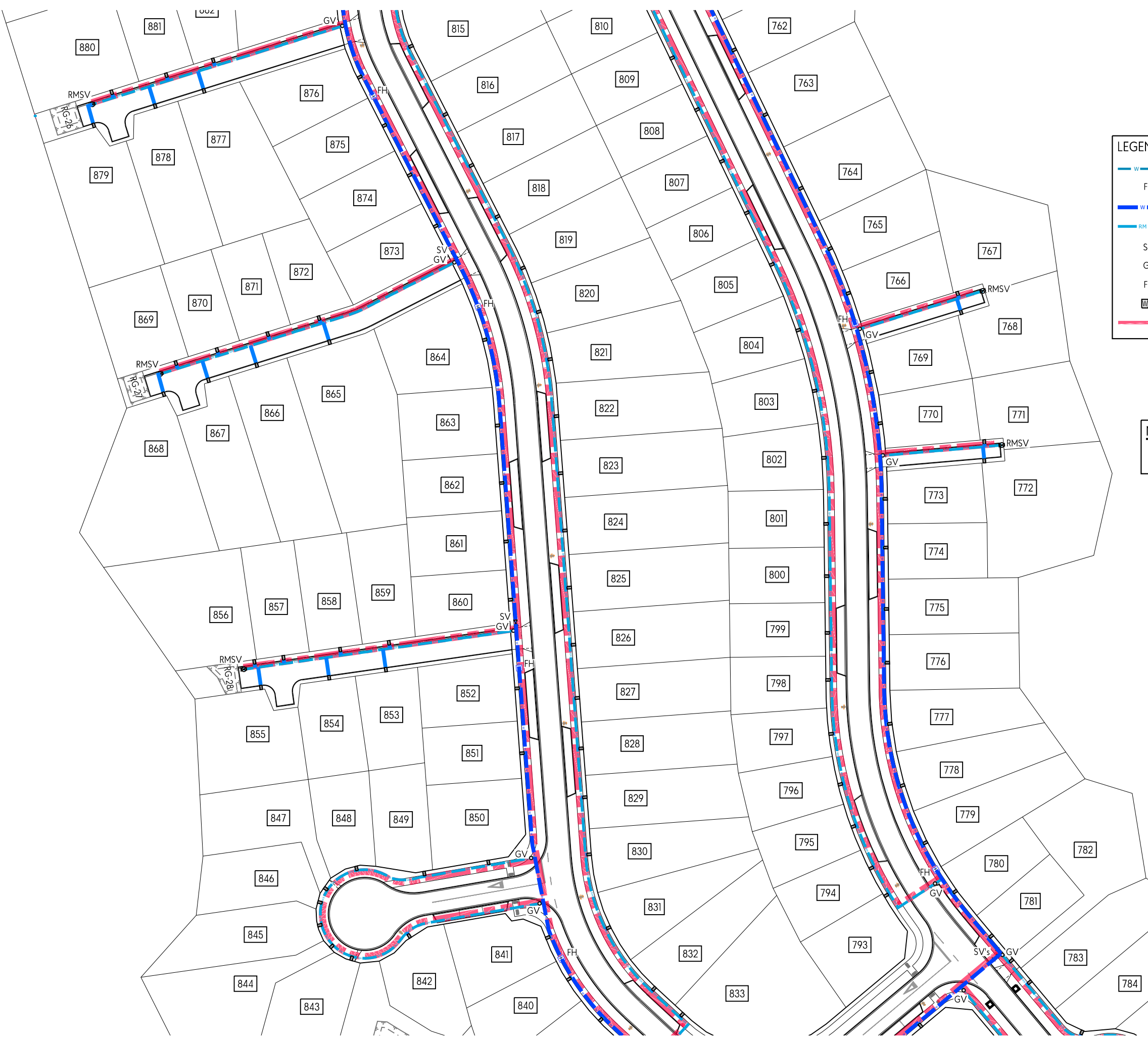
| REV | NOTES | BY | DATE |
|-----|------------------------|-----|------------|
| R1 | RESOURCE CONSENT ISSUE | PWJ | 13-11-2025 |
| | | | |
| | | | |
| | | | |

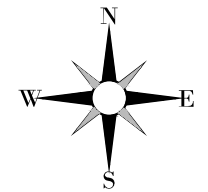
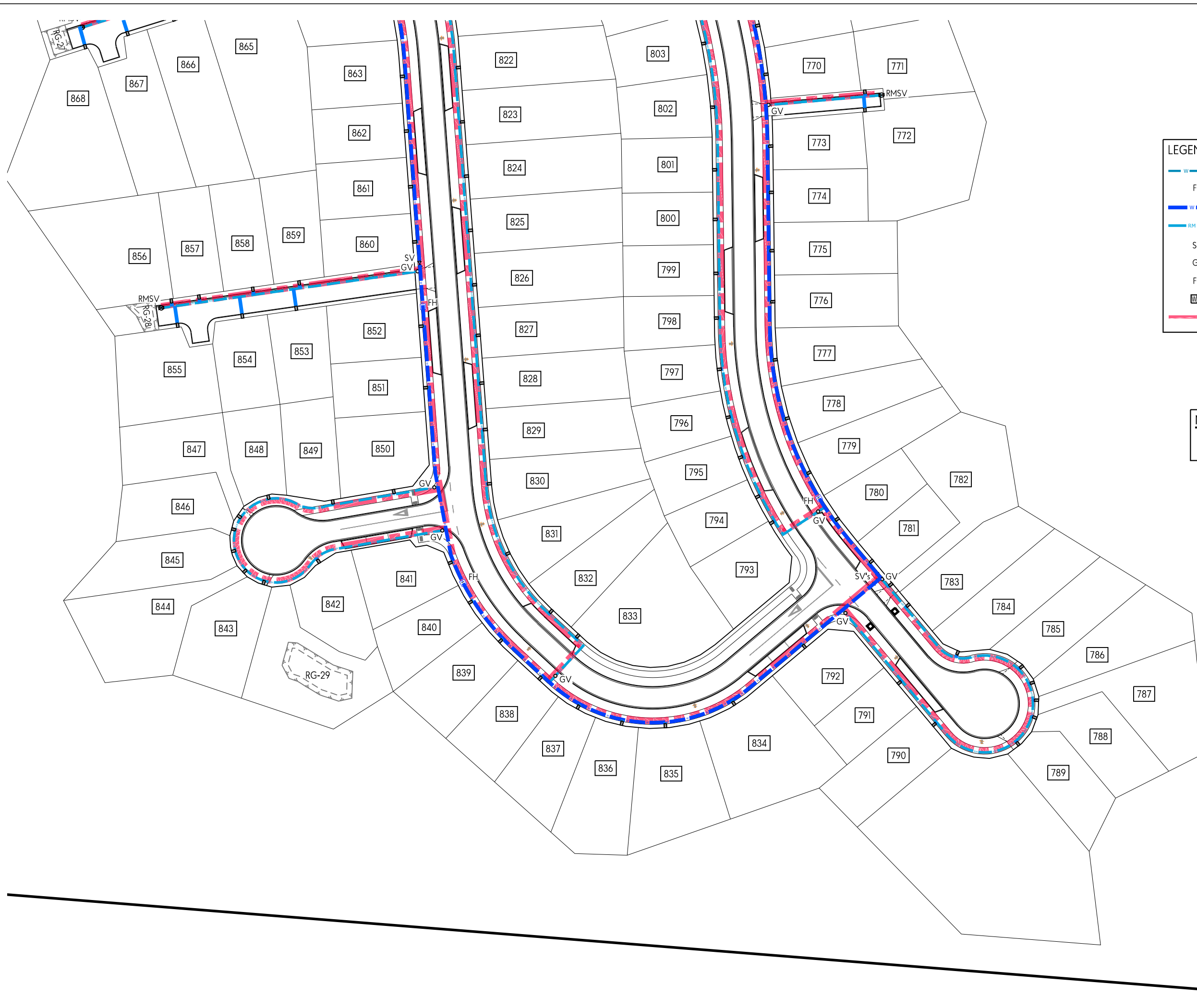
PROJECT:
 PUKERUA PROPERTY GROUP LP
 MT WELCOME - PUKERUA BAY
 PORIRUA

TITLE:
 PROPOSED WATER & SERVICES
 LAYOUT
 SHEET 19 OF 20



| | |
|--------------------------|-----------------------|
| DESIGNED: LB | DRAWN: LB |
| CHECKED: KD | PLOT DATE: 13-11-2025 |
| SCALE A1: 1:500 | SCALE A3: 1:1000 |
| STATUS: RESOURCE CONSENT | |
| PROJECT No: 1753-02 | DRAWING No: 5118 |
| | REVISION: R1 |





LEGEND:

- W — EXISTING WATERMAIN
- FH H EXISTING HYDRANT
- W — PROPOSED DN150 PVC-U SERIES 1 WATERMAIN
- RM — PROPOSED 63 OD PE100 SDR11 RIDERMAIN
- SV ⋈ PROPOSED SLUICE VALVE
- GV ● PROPOSED GATE VALVE
- FH H PROPOSED HYDRANT
- W PROPOSED TOBY (Ø 20mm CONNECTION)
- PROPOSED SERVICE TRENCH

NOTES:

1. SEE SHEET 1753-02-5000 FOR FULL LIST OF NOTES.

This design and drawing shall only be used for the purpose for which it was supplied and shall not be altered or reproduced without the permission of Envelope Engineering Limited. No liability shall be accepted for unauthorised use of this design and drawing.

REVISIONS:

| REV | NOTES | BY | DATE |
|-----|------------------------|-----|------------|
| R1 | RESOURCE CONSENT ISSUE | PWJ | 13-11-2025 |
| | | | |
| | | | |
| | | | |

PROJECT:
 PUKERUA PROPERTY GROUP LP
 MT WELCOME - PUKERUA BAY
 PORIRUA

TITLE:
 PROPOSED WATER & SERVICES
 LAYOUT
 SHEET 20 OF 20



| | |
|--------------------------|-----------------------|
| DESIGNED: LB | DRAWN: LB |
| CHECKED: KD | PLOT DATE: 13-11-2025 |
| SCALE A1: 1:500 | SCALE A3: 1:1000 |
| STATUS: RESOURCE CONSENT | |
| PROJECT No: 1753-02 | DRAWING No: 5119 |
| | REVISION: R1 |