Roof Terraces

5.0 Concept Plan
Roof Terraces

5m 15m

1:250 @ A3



01	Flexible deck area - pedestal build up
02	Timber seating structure providing seating for groups of differing sizes or individuals
03	Edge planter, ground covers and low shrub planting Nom. 300mm growing media over drainage layer
04	2m High balustrade / screen
05	Raised planter with seating edges and backrests - Nom. 450mm growing media over drainage layer mounding to tree locations
06	Seating edge
07	Coastal edge tree species

LEVEL 05

LEVEL 04

Aerial view from the North West

5.0 Illustrative Views
Roof Terraces



1. Looking east across the level 05 roof terrace.



2. Looking west across the level 04 roof terrace.

5.0 Illustrative Views
Roof Terraces



3. Looking north across the level 4 roof terrace towards Albert Park.



4. Looking east across the level 4 terrace.

5.0 Typical Section
Roof Terraces

01	Structural slab
02	Terrace paving system on pedestal/ frame system
03	2m High balustrade treatment
04	Planter edges and seating 450mm high typ.
05	Maximum planted gradient 1:3
06	400mm Minimum soil depth for shrubs and grasses
07	900mm minimum soil depth for trees
08	300mm minimum soil depth for lawn areas
09	Lightweight fill can be used strategically to reduce load on structure
10	Drainage layer typ. 50mm



Landscape Strategies & Materiality

5.0 Seating
Landscape Strategies & Materiality

Across Tē Tūātea / Plaza and roof terrace landscape, a variety of seating elements are proposed to enable choice for individuals, small groups, or larger groups to occupy the space however they need.

The seating mix and distribution is intended to create a variety of social ‘nooks’ where people can be connected, linear edges where users can look over the plaza space, flexible platforms upon which to cluster or perform, and shared tables around which moveable stools are provided.



Social seating pod



Social seating pod arrangement

Responding to the changing use of the university throughout the year, this mixture of permanent and flexible furniture is proposed to accommodate a range of conditions and activations - for the everyday and for events or busier periods where through routes need to be clear.

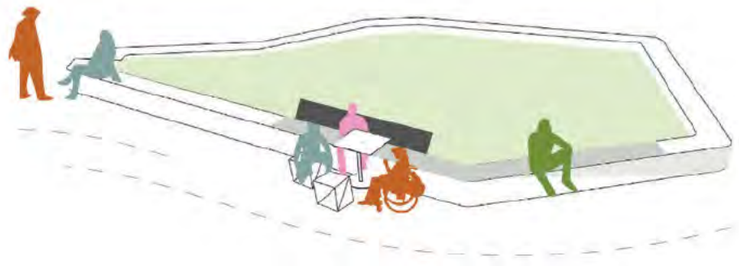

Wall edge seating with flexible furniture arrangements

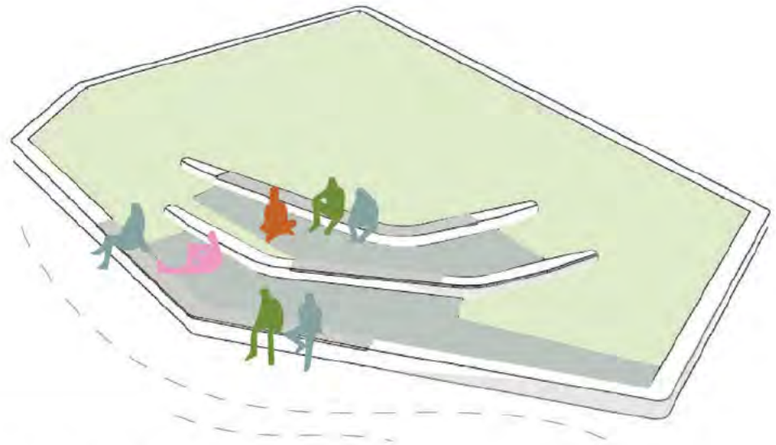

Terraced mound seating platforms

5.0 Seating
Landscape Strategies & Materiality

Seating elements have been designed to be socially engaging which can be used by a variety of users, individuals, pairs, or groups. The seats create many edges, some facing into wider Tē Tūātea / Plaza spaces, and others facing each other to allow people to share or sit at the edge and observe.

Crater





The majority of the seats will be timber to bring warm and ergonomic seating to the space, vertical and angled faces feature steel ‘folds’ to bring colour and offer opportunity to represent the lava flows narrative.



5.0 Paving Palette
Landscape Strategies & Materiality

As lava flows carved their way through this landscape, they created enduring undulations that influenced the movement of water across the landscape, directing, slowing, pooling, and rippling the flows. The paving design seeks to express these movements through the use of texture and scale, bringing a sense of dynamic movement to the ground plane.

Extending the existing paving material and grain of the existing HIWA plaza, the design introduces a rhythm of decorative saw-cuts which vary in scale, sandblasted sections, and textured stone units. These treatments are concentrated around drainage channels that direct water towards adjacent planting areas. The increased concentration of textured surfaces at low points in the landscape allows traces of water to remain visible for longer after rainfall, as moisture is retained within the subtle depressions of the stone and concrete paving patterning.

The design can be rationalised into repeatable paving modules. These modules can be flipped and rotated to create variation and a controlled feathering effect around planters, while maintaining a consistent underlying logic.

Modules, sawcuts and stone setts will be sized to align with the existing plaza grid, establishing a consistent scale across the scheme. This modular approach allows the paving to achieve a varied and responsive pattern while reducing the number of unique elements required, supporting efficient setting out, template production, material procurement and construction.

Image indicative to explain modules.

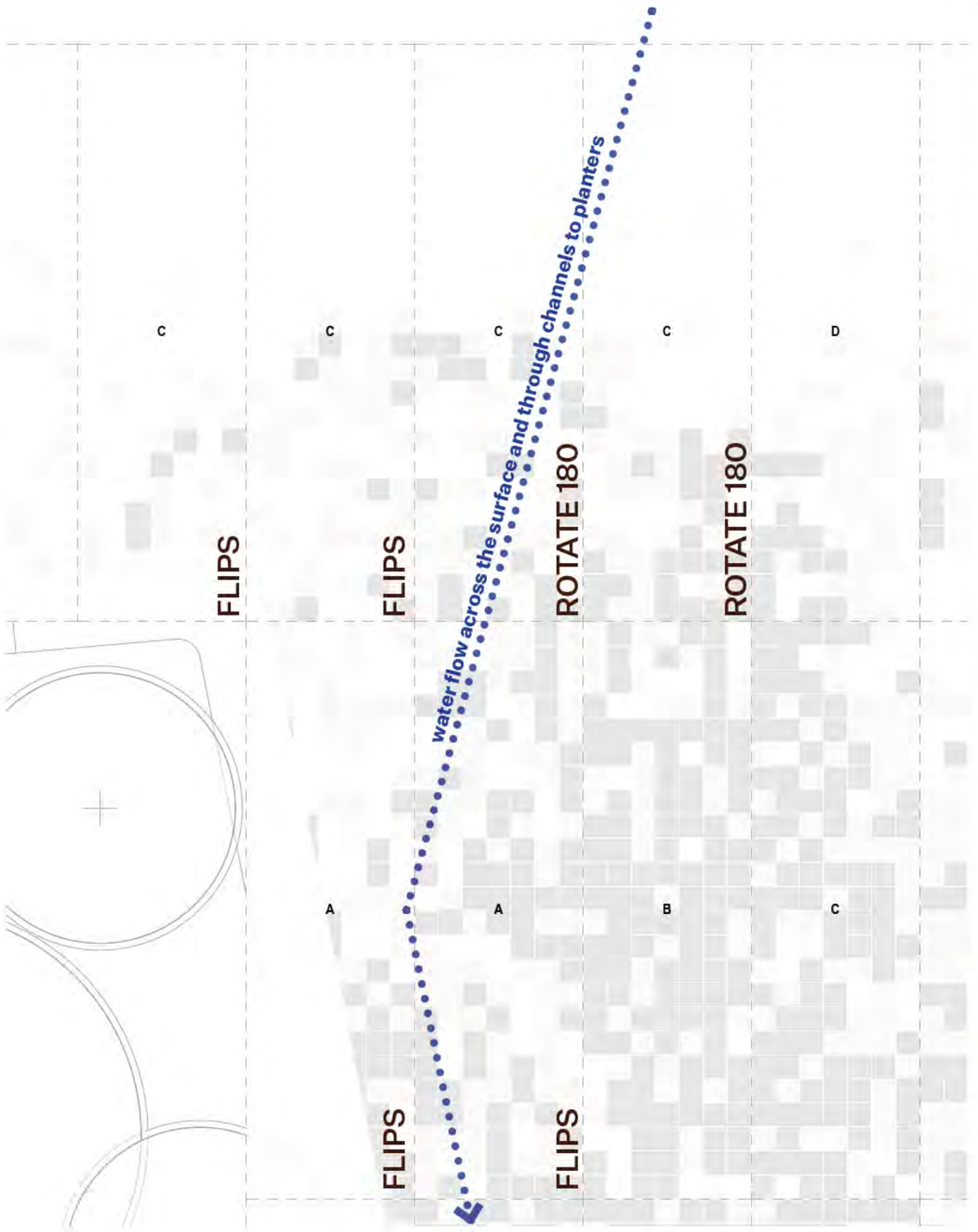



Example of small textured depressions which express surface water for longer.



Tē Tūātea / Plaza Surface: Acid-washed in-situ concrete with Hunua aggregate, red chert aggregate and black oxide (To match existing). Sawcuts, and sandblasting to follow decorative set out.



Laneway Surface: In-situ exposed aggregate concrete with hunua aggregate, white pebble and black oxide.



Stone: 150 × 150 mm natural stone setts, comprising a mix of split-face and first-rub finishes, with nominal 10 mm joints.

5.0 Planters
Landscape Strategies & Materiality

As eruptions occurred across Tāmaki Makaurau, lava flows etched new pathways through the landscape. These flows also created pockets for vegetation to flourish, either preserving existing or creating space for new growth to establish.

This created carved pieces of land with textural variation, from etched and splattered areas where heat had bubbled, to smoother, elongated forms where lava may have moved fluidly.

The planter forms proposed across Tē Tūātea / Plaza draw inspiration from and aim to express this movement through textural variation across the surface of the raised edges.



Textures of Auckland's volcanic landscape

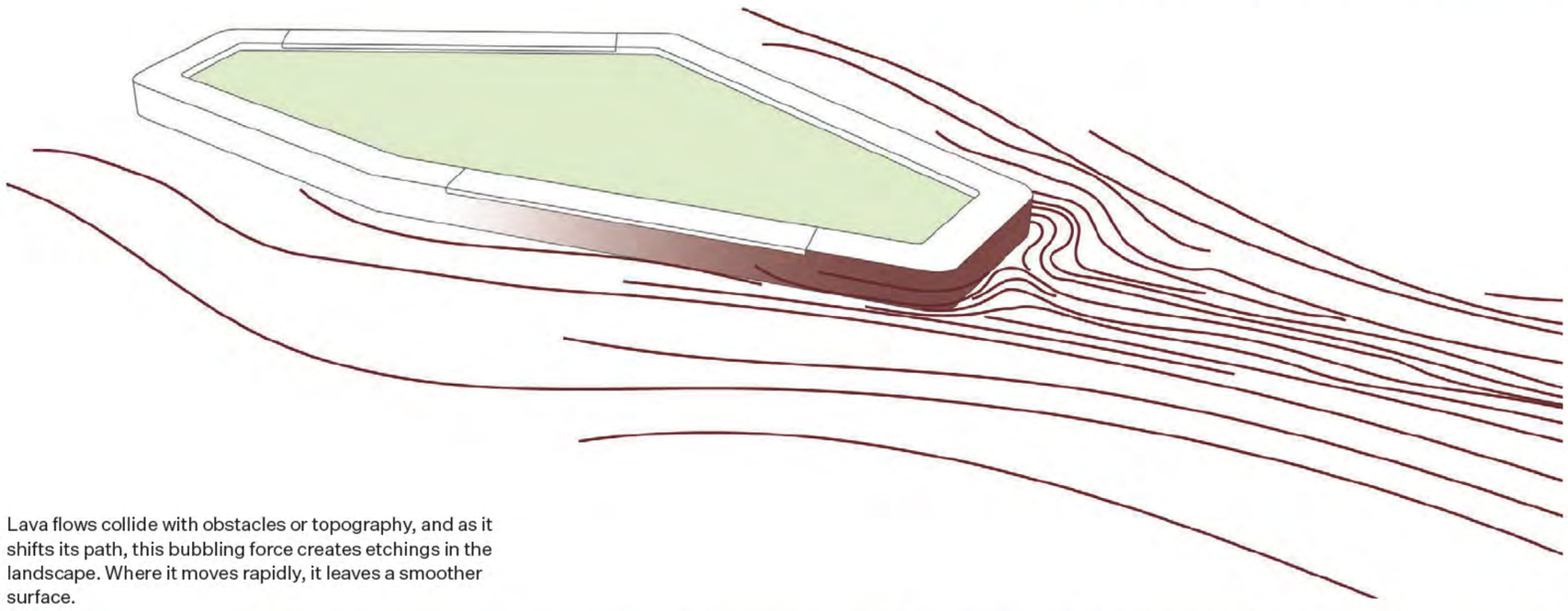

Lava flows collide with obstacles or topography, and as it shifts its path, this bubbling force creates etchings in the landscape. Where it moves rapidly, it leaves a smoother surface.

Flow





5.0 Wai Expression
Landscape Strategies & Materiality

To foster connection between people and the natural world, the movement and cycle of wai through Tē Tūātea / Plaza is proposed to be expressed through a combination of design elements:

- ‘Dips’ within the planters at key locations allow collected stormwater runoff and passive drainage to be conveyed into the planted areas, helping to slow, retain, and treat surface water.
- Slot drains running through the plaza connect to planted areas, feeding reservoir layers within the planters with stormwater.
- Variations in paving texture and intensity are concentrated at low points (around the expressed drainage channels), where texture holds runoff to express surface water for longer following rain.
- The provision of a clean water source/fountain, bringing public access to fresh water.



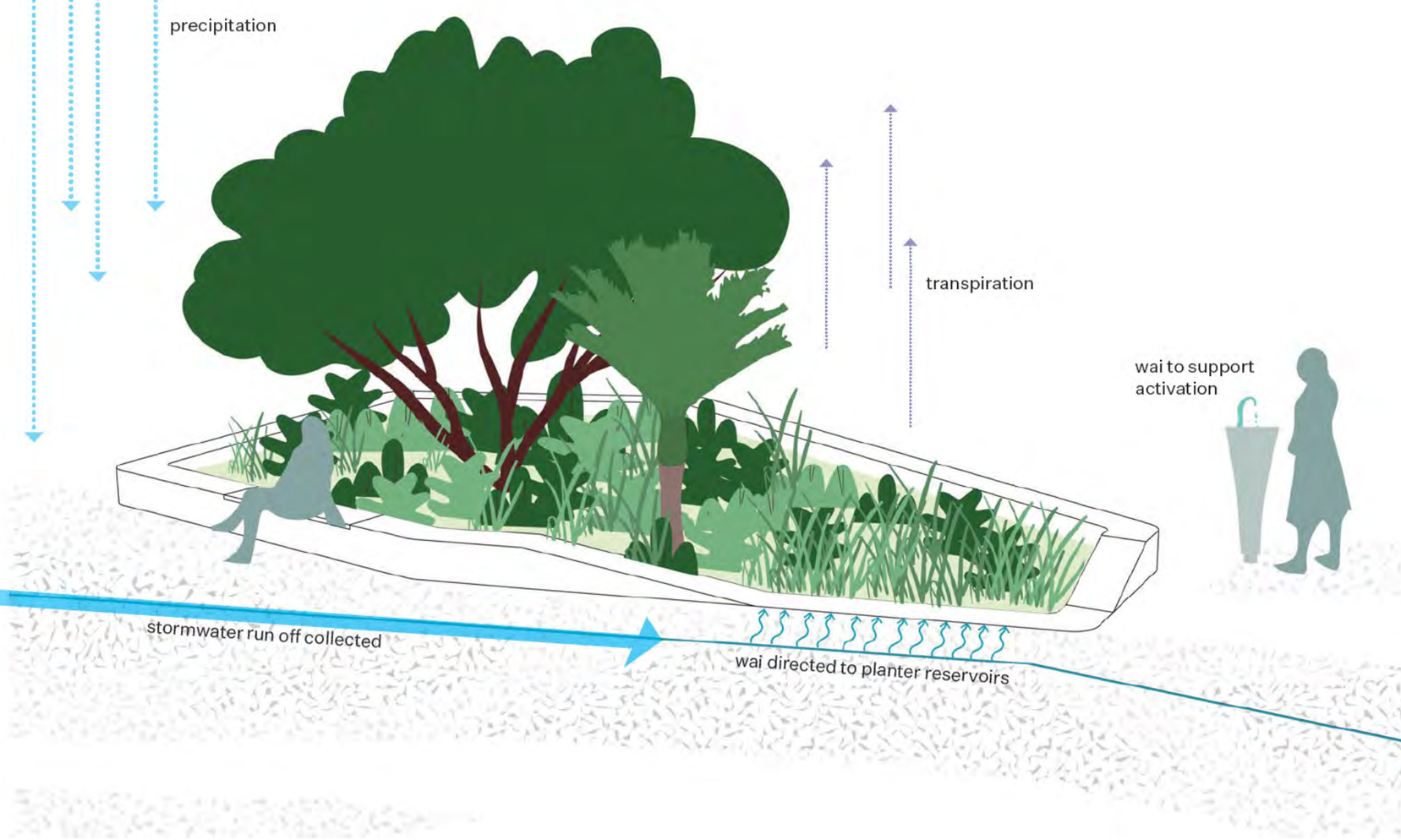



Flow

5.0 Vegetation Strategy
Landscape Strategies & Materiality

Through the lens of eruption and regeneration, the vegetation strategy seeks to strengthen the connection with the established amenity offer of Albert Park, drawing this into the site whilst providing a planting strategy which is focused on regenerating the native vegetation and ecosystem of this landscape.

- Historic Foreshore Line
- W7 Puriri Forest Ecosystem
- W11 Kauri podocarp and broadleaf forest
- Approximate historic streams
- Contours



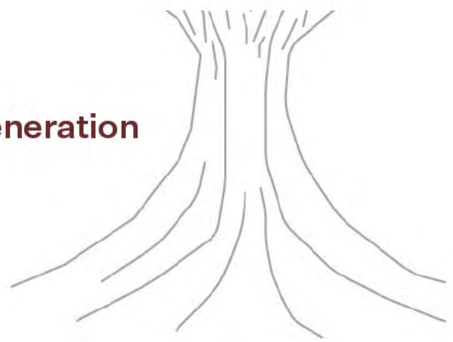

5.0 Vegetation Strategy
Landscape Strategies & Materiality

The key aims of the vegetation strategy are to enrich the ecology and environment of the site and, through this, bring rich amenity for users of Tē Tūātea / Plaza and surrounding environment.

Key to the strategy is discerning what can be achieved within the scale and proposal of the project site; therefore, the vegetation strategy, placements, and connections have been considered to maximise the ecological offer of this site.

Whilst the surrounding landscape is currently dominated by traditional English and European exotic planting, the vegetation strategy seeks to erupt and regenerate. It supports the re-establishment of native ecology within the campus through species selection that responds to new microclimatic conditions. This includes large sheltered planting blocks informed by forest ecosystems, smaller open groupings referencing emergent lava flow ecologies, and shaded subterranean areas inspired by gully-side habitats.



Places to hide, shelter, nest



Sounds of nature



Include habitat features



Wind flowing through leaves

Create space for habitat



Provide Food Sources



Seasonal change



Sitting amongst nature

Connections to Nature
Te Mauri o Te Taiao
The Essence of The Natural World

Connecting People
Te Mauri o Te Tangata
The Essence of People

5.0 Vegetation Strategy
Landscape Strategies & Materiality



Crater Edge

Lava Flow

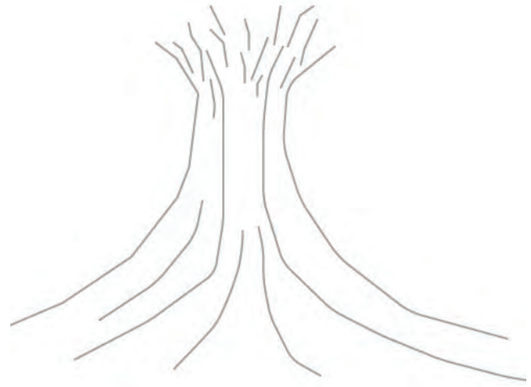

Regeneration



Volcanic Soils Ecosystem



Pockets of Vegetation



Subterranean & Shaded Ecosystems

5.0 Vegetation Strategy
Landscape Strategies & Materiality



Pūriri
Kohekohe
Kahikatea
Karaka
Kawakawa
Epiphyte sp.



Pūriri
Kohekohe
Karaka
Kōwhai
Pōhutakawa
Putaputawētā
Whararikī

Wharawhara
Akatea
Rengarenga
Haumata
Mikoikoi
Pohuehue



Kauri
Tanekaha
Rimu
Kahikatea
Ponga
Tōtara



Kahikatea
Pukatea
Taraire
Nīkau
Kawakaka
Pākau
Whararikī

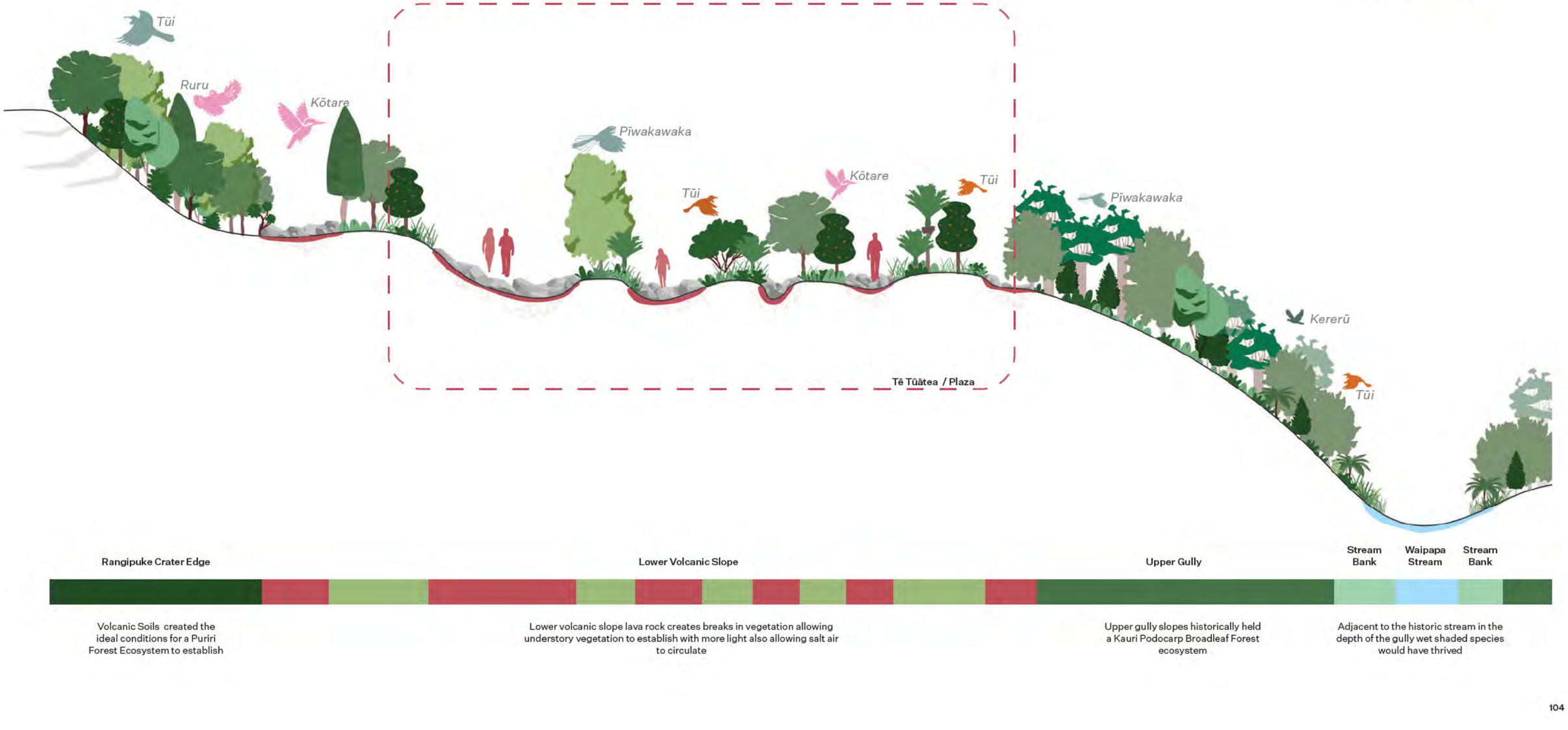

5.0 Tree Planting Strategy - Species
Landscape Strategies & Materiality

5m 10m 30m

1:500 @ A3

Similarly to the understorey planting strategy, the tree planting strategy looks to use exclusively native tree species within Tē Tūātea / Plaza that are of a suitable scale and habit to be successful in the space whilst balancing amenity. Through a broader successional approach, mature exotic Poplar trees on Princes Street are proposed to be replaced with native specimens within the streetscape over time.



- Existing tree retained
- Vitex lucens - Puriri
- Dysoxylum spectabile - Kohekohe
- Corynocarpus laevigatus- Karaka
- Rhopalostylis sapida - Nikau
- Cordyline australis - Ti Kouka
- Beilschmiedia tarairi - Taraire
- Sophora microphylla - Kowhai
- Metrosideros excelsa - Pohutukawa
- Property Boundary

5.0 Tree Planting Strategy - Sizes
Landscape Strategies & Materiality

5m 10m 30m
1:500 @ A3



- Existing tree retained
- Existing tree removed
- 1000L Native specimen tree
- 400L Native specimen tree
- 160L Native specimen tree
- 80L Native specimen tree
- Existing tree to be relocated
- Existing tree relocation point
- Property Boundary

5.0 Tree Planting Strategy - Terrace
Landscape Strategies & Materiality

5m 15m
1:250 @ A3

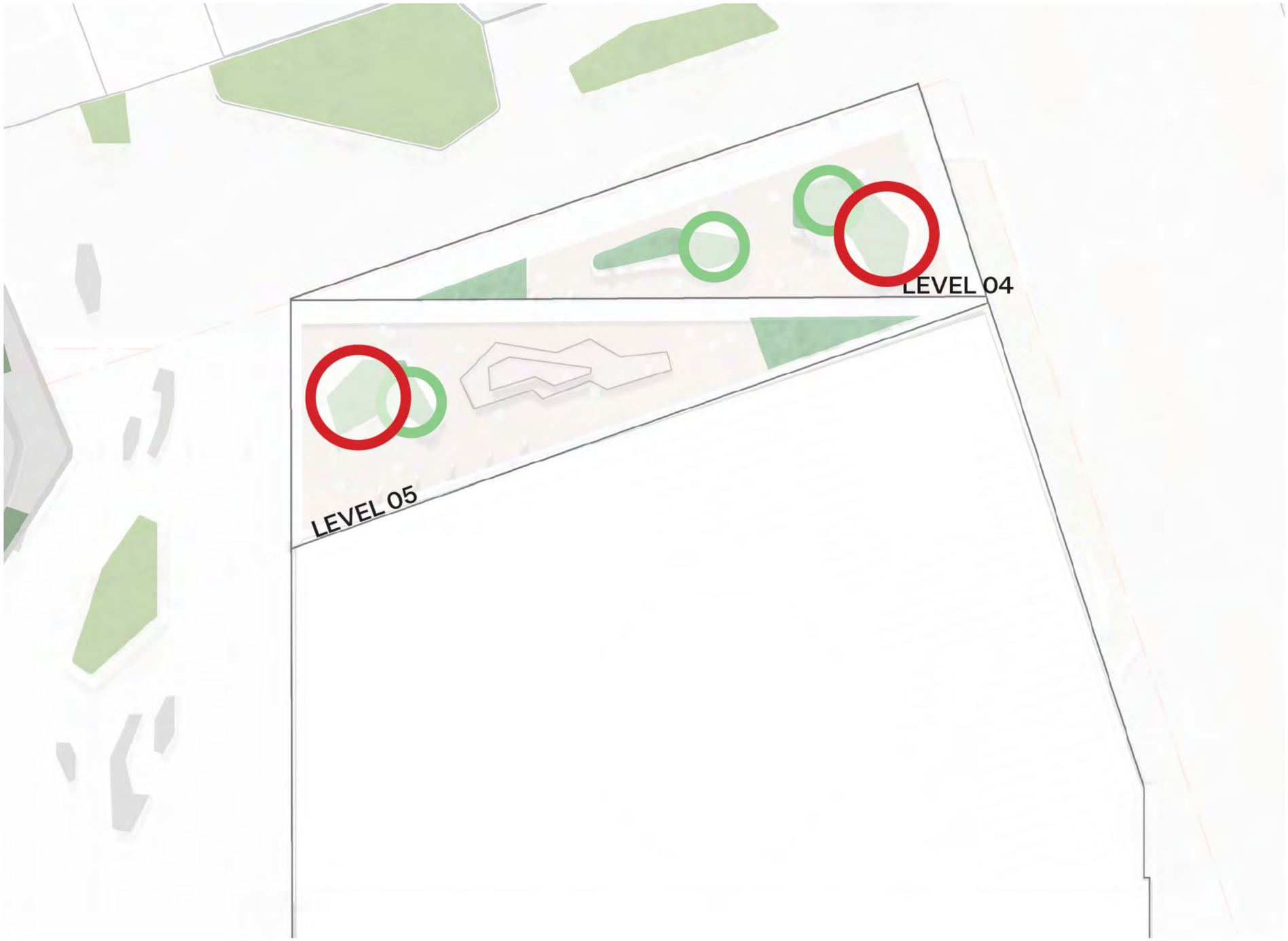

Pittosporum crassifolium - Karo
160L

Metrosideros excelsa - Pohutukawa
400L

5.0 Planting palettes
Landscape Strategies & Materiality

To ensure the greatest success of this vegetation scheme it is seen that a combination of traditional commercial and other methods are used to procure the plants. Including eco-sourcing and potential transplanting for species which are not typically found in a commercial nursery. Further, layering of species can be enriched by succession and planting overtime.

Remnant Forest Planting Mix

Canopy


Didymocheton spectabilis
Kohekohe


Vitex lucens
Puriri


Corynocarpus laevigatus
Karaka


Beilschmiedia tarairi
Taraire


Metrosideros robusta
Northern Rātā


Macropiper excelsa
Kawakawa


Cordyline australis
Ti Kōuka


Astelia fragrans
Kakaha


Phormium cookianum
Whararikī


Freycinetia banksii
Kiekie


Pyrrosia eleagnifolia
Ota


Muehlenbeckia axillaris
Pohuehue

Forest Edge Planting Mix

Specimen trees


Sophora fulvida
Kowhai


Vitex lucens
Puriri


Knightia excelsa
Rewarewa


Metrosideros excelsa
Pohutukawa


Rhopalostylis sapida
Nīkau


Cordyline australis
Ti Kōuka


Clematis paniculata
Puawhananga


Astelia fragrans
Kakaha


Euphorbia glauca
Waiuatua


Metrosideros perforata


Chionochloa flavicans
Dwarf Toe Toe


Muehlenbeckia axillaris
Pohuehue


Fuchsia procumbens
Totara

5.0 Planting palettes
Landscape Strategies & Materiality

To ensure the greatest success of this vegetation scheme it is seen that a combination of traditional commercial and other methods are used to procure the plants. Including eco-sourcing and potential transplanting for species which are not typically found in a commercial nursery. Further, layering of species can be enriched by succession and planting overtime.

Roof Terrace
Planting Mix

Specimen trees


Metrosideros excelsa
Pohutukawa


Carpodetus serratus
Putaputaweta


Meryta sinclairii
Pukanui


Pseudopanax crassifolius
Horoeka


Astelia banksii
Kakaha


Chinochloa rubra


Euphorbia glauca
Waiuatua


Carex testacea
orange sedge


Muehlenbeckia astonii
Pohuehue


Veronica albicans

Hebe Albicans


Blechnum penna-marina

Alpine hard fern


Clematis paniculata
Puawhananga

Subterranean
Planting Mix


Rhopalostylis sapida
Nikau


Pseudopanax crassifolius
Horoeka


Astelia fragrans
Kakaha


Arthropodium cirratum
Rengarenga


Asplenium bulbiferum
Pikopiko


Asplenium oblongifolium
Huruhuruwhenua


Adiantum aethiopicum
Makaka


Lobelia angulata
Panakenake


Muehlenbeckia axillaris
Pohuehue

5.0 Hardscape Strategy
Landscape Strategies & Materiality

The strategy for hardscaping on the ground surface works with the existing plaza treatments whilst adding elements softness which will be complemented with the treatments on the terraces.

Existing plaza hardscape treatments



Plaza Concrete: Acid washed insitu Concrete with 'hunua' aggregate, Red Chert aggregate and black oxide. Saw cuts set out c.1000 x 3000 mm



Plaza Concrete Dark Grey : Acid washed insitu Concrete with 'hunua 'aggregate, and black oxide. Saw cuts set out c.1000 x 3000 mm



HIWA Paving: Exposed insitu concrete with 'hunua' aggregate, white pebble, and black oxide. Saw cuts set out c. 1000 x 3000 mm



Landscape Walls and Seating Elements: Pre-Cast concrete units typ. 450mm high

Proposed hardscape elements



Tē Tūātea / Plaza Concrete: Acid-washed in-situ concrete with Hunua aggregate, red chert aggregate and black oxide (To match existing). Sawcuts, and sandblasting to follow decorative set out.



Plaza: 150 x 150mm Stone setts varying finishes



Laneway: Exposed insitu concrete with 'hunua' aggregate, white pebble, and black oxide. With decorative saw cuts



Tē Tūātea / Plaza: Pre-cast concrete landscape walls with timber topping elements



Terrace: Timber decking on a frame system



Terrace: Raised timber elements of seating and platforms

5.0 Furniture Strategy - Seating
Landscape Strategies & Materiality

Seating elements should be varied and comfortable, offering spaces for different groups or individuals combined with movable elements so students can appropriate the space to suit.

Existing elements


Precast Concrete Units


Large Timber Benches


Picnic tables within the Quad space

Proposed Seating Elements


Timber topped concrete walls with backrests and armrests to create soft seating edges


Bespoke timber seating collections which offer differing uses for groups or individuals to occupy


Long social tables which create collaborative space, or space for individuals to study / relax


Individual movable stool units


Groupings of movable furniture with low individual seating and tables

5.0 Furniture Strategy - Other
Landscape Strategies & Materiality

Existing elements



Bespoke mild steel light columns with iGuzzini Palco luminaires fitted



Litter and recycling bin enclosures



Stainless steel flatbar handrail



Brushed steel removable bollards

Proposed Additional Elements



Stainless Steel Cycle Stands



Powdercoated Metal Table Tennis Tables



Free standing drinking fountain

WARREN AND MAHONEY®

Waipapa Taumata Rau
University of Auckland