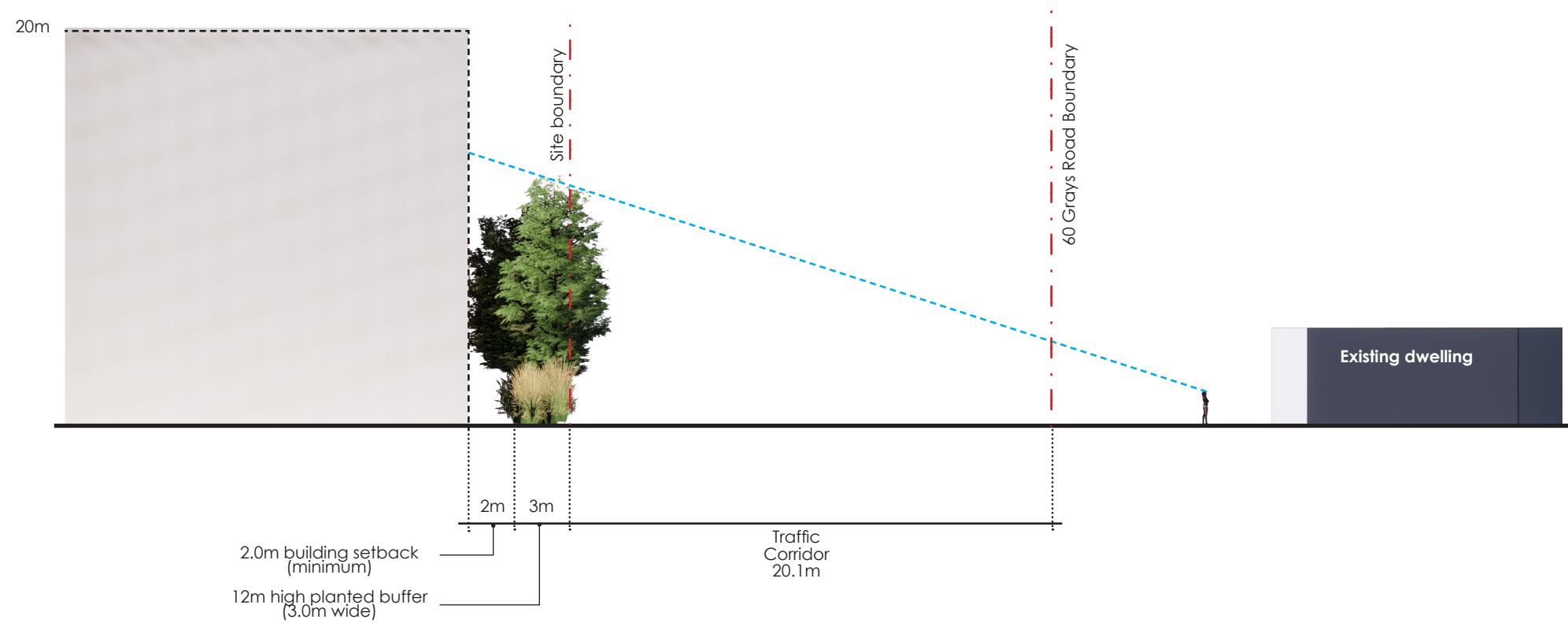



A. RYANS RD BOUNDARY INTERFACE - (SCALE: 1:300@A3)




B. GRAYS RD BOUNDARY INTERFACE - (SCALE: 1:300@A3)



C. RYANS RD BOUNDARY INTERFACE WATER RACE SECTION - (SCALE: 1:100@A3)

BUFFER PLANT SPECIES



Tarata / Lemonwood
(*Pittosporum eugenioides*)



Manatu / Ribbonwood
(*Plagianthus regius*)



Koromiko
(*Veronica salicifolia*)



Kāpuka/broadleaf
(*Griselinia littoralis*)

Note: Row of *Pittosporum eugenioides* and *Plagianthus regius* to be used as a double row 'shelterbelt' planted at 1m spacings (row of *Plagianthus* on the site side and row of *Pittosporum* on the road side). To be underplanted with *Koromiko* and *Kapuka*.

Note: All plants to be planted at 1m spacings