E

Appendix E – Hydrant Test Results

NOVA FLOWTEC SERVICES LTD
HYDRANT TESTING SPECIALISTS

E: info@novaflowtec.co.nz
T: 09 444 8375
PO Box 241, Albany, Auckland 0752
www.novaflowtec.co.nz

16th October 2026

University of Auckland
[redacted]

RE: Firefighting Water Supply at 4 Alfred Street, Auckland Central (UoA Student Centre and Library)

Attention: Tony McKee

Dear Tony

Nova Flowtec Services were engaged to conduct a FW2 hydrant flow test for the proposed development at the above address.
The testing was conducted on Friday 16th October 2026 at 7:05am.
The object of the testing was to prove that there is sufficient water for firefighting purposes.

Requirements:
In order to meet the FW2 minimum requirements of PAS 4509: 2008, 12.5Lps is required within 135m and an additional 12.5Lps is required within 270m of the development.
This being a total of 25Lps at a minimum residual pressure of 100kPa.

Results:
During testing the minimum requirement was met with 25Lps at 255kPa being recorded. Please find the results table and the hydrant map on the following page.

Testing was also carried out to assist with the sprinkler system design. You can find this on Pages 3 and 4.

Should you have any questions please do not hesitate to contact me.

Kind Regards

Melanie Keane
Testing Manager

FW2 Water Classification Test

	Hydrant One	Hydrant Two	Total Flow (Lps)	Pressure (kPa)
			0	260
Flow (Lps)	12.5		12.5	255
Flow (Lps)	12.5	12.5	25.0	255
Date & Time:	Friday 16th October 2026 at 7.05am			
Site Address:	4 Alfred Street, Auckland Central (UoA Student Centre and Library)			
Full Flow Result:	25.0Lps at 255kPa			

Hydrant Map

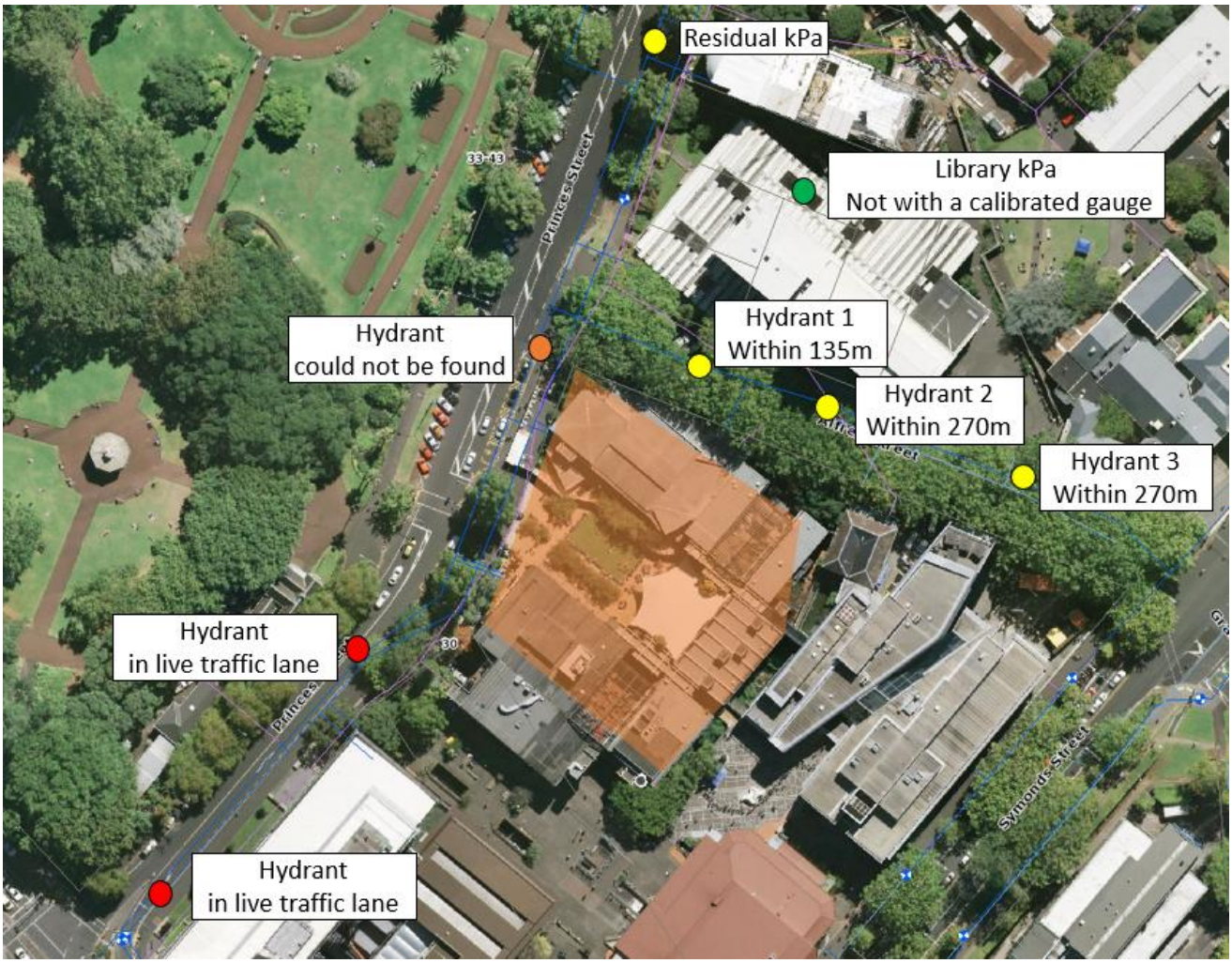

Mains Flow and Pressure Curve

Hydrant Locations: Alfred Street & Princes Street
Date: 16th October 2026
Time: 7:10am
Flow: Hydrants 1 and 2
Residual Pressure: Residual kPa
Maximum Flow Result: 3340Lpm at 225kPa
Test Supervisor: Anthony Blewman

Data:

Hydrant 1 (Lpm)	Hydrant 2 (Lpm)	Total Flow (Lpm)	Pressure (kPa)
0	0	0	260
200	200	400	260
400	400	800	255
600	600	1200	255
800	800	1600	250
1000	1000	2000	240
1550	1790	3340	225

Graph:

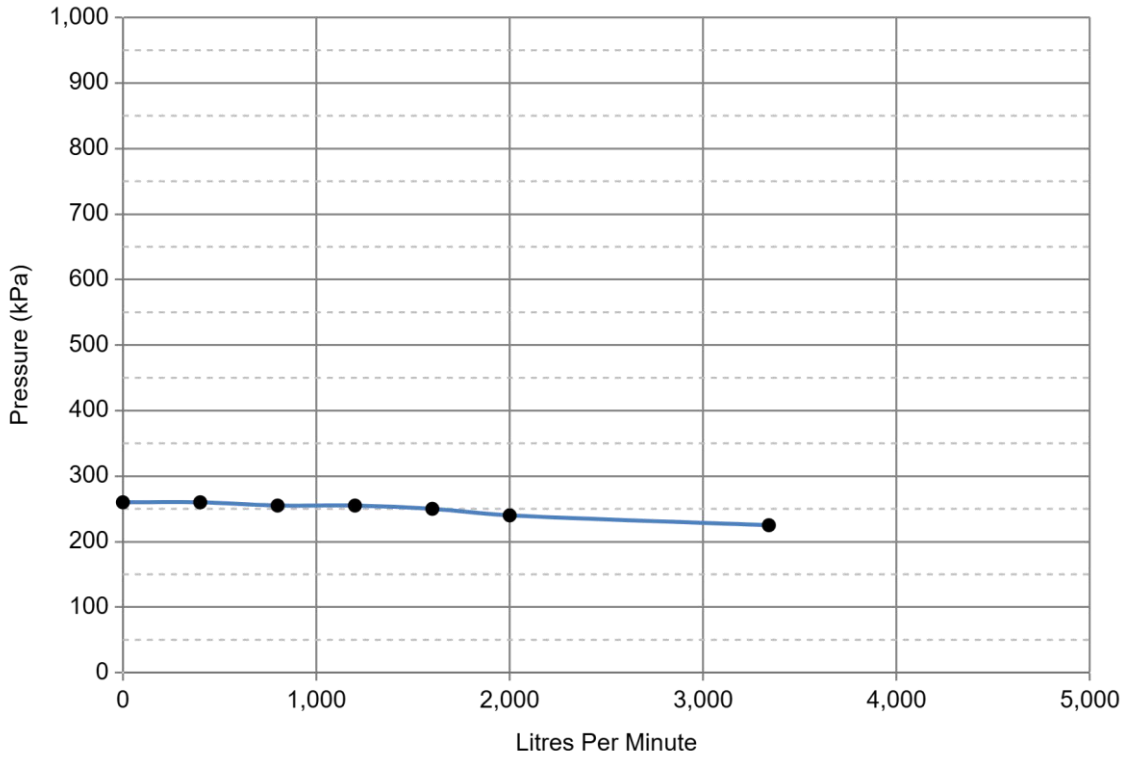

Notes: The hydrants were flowed to full capacity during testing.

Disclaimer: These results indicate the water networks performance on this given date and time. The networks performance is subject to fluctuations.

Hydrant Map: See Page 2

Mains Flow and Pressure Curve

Hydrant Locations: Alfred Street & Princes Street
Date: 16th October 2026
Time: 7:20am
Flow: Hydrants 1, 2 and 3
Residual Pressure: Residual kPa
Maximum Flow Result: 4390Lpm at 210kPa
Test Supervisor: Anthony Blewman

Data:

Hydrant 1 (Lpm)	Hydrant 2 (Lpm)	Hydrant 3 (Lpm)	Total Flow (Lpm)	Pressure (kPa)
0	0	0	0	260
400			400	255
400	400		800	255
400	400	400	1200	250
670	670	670	2010	245
1170	1170	1170	3510	225
1390	1620	1380	4390	210

Graph:

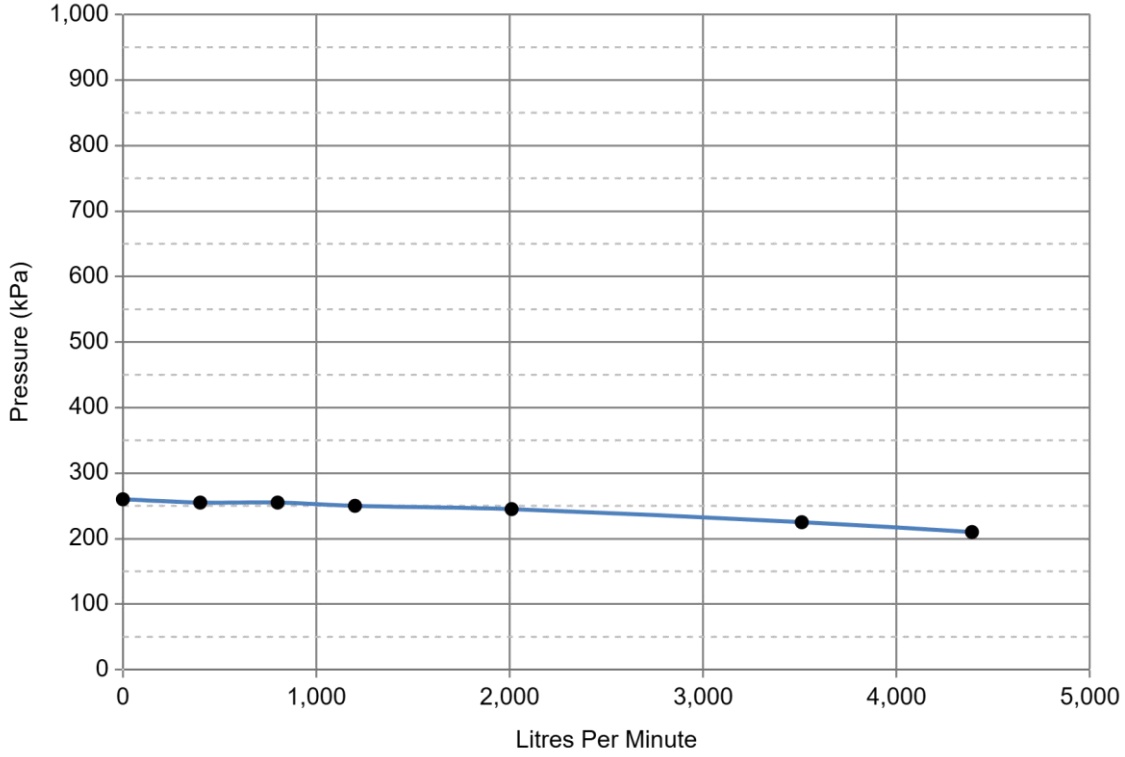

Notes: The hydrants were flowed to full capacity during testing.

Disclaimer: These results indicate the water networks performance on this given date and time. The networks performance is subject to fluctuations.

Hydrant Map: See Page 2