

# Delmore

VINEWAY LIMITED | MYLAND PARTNERS

TPOLOGY PLAN BOOK



# DRAWING REGISTER

## STANDARD TYPOLOGY PLANBOOK

A - TS - 001

001, 002- DRAWING NUMBER

TS - TYPOLOGY STANDARD  
TB - TYPOLOGY BESPOKE

A - ARCHITECTURE

STANDARD TYPOLOGY INDEX								
LAYOUT ID	LAYOUT NAME	REV ID	LAYOUT ID	LAYOUT NAME	REV ID	LAYOUT ID	LAYOUT NAME	REV ID
A-TS-001	3G.1 COVER	A	A-TS-081	3.2 - A2 (ZERO LOT)	A	A-TS-161	4G.2 - D5	A
A-TS-002	3G.1 - A1 (ZERO LOT)	A	A-TS-082	3.2 - A2 (ZERO LOT) - ELEVATIONS	A	A-TS-162	4G.2 - D5 ELEVATIONS	A
A-TS-003	3G.1 - A1 (ZERO LOT) ELEVATIONS	A	A-TS-083	3.2 - A3 (ZERO LOT)	A	A-TS-163	4G.2 - D6	A
A-TS-004	3G.1 - A2 (ZERO LOT)	A	A-TS-084	3.2 - A3 (ZERO LOT) - ELEVATIONS	A	A-TS-164	4G.2 - D6	A
A-TS-005	3G.1 - A2 (ZERO LOT) ELEVATIONS	A	A-TS-085	3.2 - A4 (ZERO LOT)	A	A-TS-165	4G.2 - D6 ELEVATIONS	A
A-TS-006	3G.1 - A3 (ZERO LOT)	A	A-TS-086	3.2 - A4 (ZERO LOT) - ELEVATIONS	A	A-TS-166	4G.2 - E1	A
A-TS-007	3G.1 - A3 (ZERO LOT) ELEVATIONS	A	A-TS-087	3.2 - A5 (ZERO LOT)	A	A-TS-167	4G.2 - E1	A
A-TS-008	3G.1 - A4 (ZERO LOT)	A	A-TS-088	3.2 - A5 (ZERO LOT) - ELEVATIONS	A	A-TS-168	4G.2 - E1 ELEVATIONS	A
A-TS-009	3G.1 - A4 (ZERO LOT) ELEVATIONS	A	A-TS-089	3.2 - A6 (ZERO LOT)	A	A-TS-169	4G.2 - E2	A
A-TS-010	3G.1 - A1	A	A-TS-090	3.2 - A6 (ZERO LOT) - ELEVATIONS	A	A-TS-170	4G.2 - E2	A
A-TS-011	3G.1 - A1 ELEVATIONS	A	A-TS-091	3.2 - A1	A	A-TS-171	4G.2 - E2 ELEVATIONS	A
A-TS-012	3G.1 - A2	A	A-TS-092	3.2 - A1 - ELEVATIONS	A	A-TS-172	4G.2 - E3	A
A-TS-013	3G.1 - A2 ELEVATIONS	A	A-TS-093	3.2 - A2	A	A-TS-173	4G.2 - E3	A
A-TS-014	3G.1 - A3	A	A-TS-094	3.2 - A2 - ELEVATIONS	A	A-TS-174	4G.2 - E3 ELEVATIONS	A
A-TS-015	3G.1 - A3 ELEVATIONS	A	A-TS-095	3.2 - A3	A	A-TS-175	4G.2 - F1	A
A-TS-016	3G.1 - A4	A	A-TS-096	3.2 - A3 - ELEVATIONS	A	A-TS-176	4G.2 - F1	A
A-TS-017	3G.1 - A4 ELEVATIONS	A	A-TS-097	3.2 - A4	A	A-TS-177	4G.2 - F1 ELEVATIONS	A
A-TS-018	3G.1 - A5	A	A-TS-098	3.2 - A4 - ELEVATIONS	A	A-TS-178	4G.2 - F2	A
A-TS-019	3G.1 - A5 ELEVATIONS	A	A-TS-099	3.2 - A5	A	A-TS-179	4G.2 - F2	A
A-TS-020	3G.1 - A6	A	A-TS-100	3.2 - A5 - ELEVATIONS	A	A-TS-180	4G.2 - F2 ELEVATIONS	A
A-TS-021	3G.1 - A6 ELEVATIONS	A	A-TS-101	3.2 - A6	A	A-TS-181	4G.2 - F3	A
A-TS-022	3G.1 - A7	A	A-TS-102	3.2 - A6 - ELEVATIONS	A	A-TS-182	4G.2 - F3	A
A-TS-023	3G.1 - A7 ELEVATIONS	A	A-TS-103	4G.1 COVER	A	A-TS-183	4G.2 - F3 ELEVATIONS	A
A-TS-024	3G.1 - B1 (ZERO LOT)	A	A-TS-104	4G.1 - A1 (ZERO LOT)	A	A-TS-184	4G.2 - G1	A
A-TS-025	3G.1 - B1 (ZERO LOT) ELEVATIONS	A	A-TS-105	4G.1 - A1 (ZERO LOT) - ELEVATIONS	A	A-TS-185	4G.2 - G1	A
A-TS-026	3G.1 - B2 (ZERO LOT)	A	A-TS-106	4G.1 - A1	A	A-TS-186	4G.2 - G1 ELEVATIONS	A
A-TS-027	3G.1 - B2 (ZERO LOT) ELEVATIONS	A	A-TS-107	4G.1 - A1 ELEVATIONS	A	A-TS-187	4G.2 - G2	A
A-TS-028	3G.1 - B3 (ZERO LOT)	A	A-TS-108	4G.1 - A2	A	A-TS-188	4G.2 - G2	A
A-TS-029	3G.1 - B3 (ZERO LOT) ELEVATIONS	A	A-TS-109	4G.1 - A2 ELEVATIONS	A	A-TS-189	4G.2 - G2 ELEVATIONS	A
A-TS-030	3G.1 - B4 (ZERO LOT)	A	A-TS-110	4G.1 - B1	A	A-TS-190	4G.2 - G3	A
A-TS-031	3G.1 - B4 (ZERO LOT) ELEVATIONS	A	A-TS-111	4G.1 - B1 ELEVATIONS	A	A-TS-191	4G.2 - G3	A
A-TS-032	3G.1 - B1	A	A-TS-112	4G.1 - C1	A	A-TS-192	4G.2 - G3 ELEVATIONS	A
A-TS-033	3G.1 - B1 ELEVATIONS	A	A-TS-113	4G.1 - C1 ELEVATIONS	A	A-TS-193	4G.2 - G4	A
A-TS-034	3G.1 - B2	A	A-TS-114	4G.1 - D1	A	A-TS-194	4G.2 - G4	A
A-TS-035	3G.1 - B2 ELEVATIONS	A	A-TS-115	4G.1 - D1 ELEVATIONS	A	A-TS-195	4G.2 - G4 ELEVATIONS	A
A-TS-036	3G.1 - B3	A	A-TS-116	4G.2 COVER	A	A-TS-196	5G.2 COVER	A
A-TS-037	3G.1 - B3 ELEVATIONS	A	A-TS-117	4G.2 - A1	A	A-TS-197	5G.2 - A1 (ZERO LOT)	A
A-TS-038	3G.1 - B4	A	A-TS-118	4G.2 - A1 ELEVATIONS	A	A-TS-198	5G.2 - A1 (ZERO LOT)	A
A-TS-039	3G.1 - B4 ELEVATIONS	A	A-TS-119	4G.2 - A2	A	A-TS-199	5G.2 - A1 (ZERO LOT) ELEVATIONS	A
A-TS-040	3G.1 - B5	A	A-TS-120	4G.2 - A2 ELEVATIONS	A	A-TS-200	5G.2 - A2 (ZERO LOT)	A
A-TS-041	3G.1 - B5 ELEVATIONS	A	A-TS-121	4G.2 - A3	A	A-TS-201	5G.2 - A2 (ZERO LOT)	A
A-TS-042	3G.1 - B6	A	A-TS-122	4G.2 - A3 ELEVATIONS	A	A-TS-202	5G.2 - A2 (ZERO LOT) ELEVATIONS	A
A-TS-043	3G.1 - B6 ELEVATIONS	A	A-TS-123	4G.2 - A4	A	A-TS-203	5G.2 - A3 (ZERO LOT)	A
A-TS-044	3G.1 - B7	A	A-TS-124	4G.2 - A4 ELEVATIONS	A	A-TS-204	5G.2 - A3 (ZERO LOT)	A
A-TS-045	3G.1 - B7 ELEVATIONS	A	A-TS-125	4G.2 - B2 (ZERO LOT)	A	A-TS-205	5G.2 - A3 (ZERO LOT) ELEVATIONS	A
A-TS-046	3G.1 - B8	A	A-TS-126	4G.2 - B2 ELEVATIONS (ZERO LOT)	A	A-TS-206	5G.2 - A4 (ZERO LOT)	A
A-TS-047	3G.1 - B8 ELEVATIONS	A	A-TS-127	4G.2 - B1	A	A-TS-207	5G.2 - A4 (ZERO LOT)	A
A-TS-048	3G.1 - C1	A	A-TS-128	4G.2 - B1 ELEVATIONS	A	A-TS-208	5G.2 - A4 (ZERO LOT) ELEVATIONS	A
A-TS-049	3G.1 - C1 ELEVATIONS	A	A-TS-129	4G.2 - B2	A	A-TS-209	5G.2 - A1	A
A-TS-050	3G.1 - D1	A	A-TS-130	4G.2 - B2 ELEVATIONS	A	A-TS-210	5G.2 - A1	A
A-TS-051	3G.1 - D1 ELEVATIONS	A	A-TS-131	4G.2 - B3	A	A-TS-211	5G.2 - A1 ELEVATIONS	A
A-TS-052	3G.1 - E1	A	A-TS-132	4G.2 - B3 ELEVATIONS	A	A-TS-212	5G.2 - A2	A
A-TS-053	3G.1 - E1 ELEVATIONS	A	A-TS-133	4G.2 - B4	A	A-TS-213	5G.2 - A2	A
A-TS-054	3G.1 - E2	A	A-TS-134	4G.2 - B4 ELEVATIONS	A	A-TS-214	5G.2 - A2 ELEVATIONS	A
A-TS-055	3G.1 - E2 ELEVATIONS	A	A-TS-135	4G.2 - B5	A	A-TS-215	5G.2 - A3	A
A-TS-056	3G.1 - F2 (ZERO LOT)	A	A-TS-136	4G.2 - B5 ELEVATIONS	A	A-TS-216	5G.2 - A3	A
A-TS-057	3G.1 - F2 - ELEVATIONS (ZERO LOT)	A	A-TS-137	4G.2 - B6	A	A-TS-217	5G.2 - A3 ELEVATIONS	A
A-TS-058	3G.1 - F1	A	A-TS-138	4G.2 - B6 ELEVATIONS	A	A-TS-218	5G.2 - A4	A
A-TS-059	3G.1 - F1 - ELEVATIONS	A	A-TS-139	4G.2 - C1	A	A-TS-219	5G.2 - A4	A
A-TS-060	3G.1 - F2	A	A-TS-140	4G.2 - C1	A	A-TS-220	5G.2 - A4 ELEVATIONS	A
A-TS-061	3G.1 - F2 - ELEVATIONS	A	A-TS-141	4G.2 - C1 ELEVATIONS	A	A-TS-221	5G.2 - A5	A
A-TS-062	3G.1 - F3	A	A-TS-142	4G.2 - C2	A	A-TS-222	5G.2 - A5	A
A-TS-063	3G.1 - F3 - ELEVATIONS	A	A-TS-143	4G.2 - C2	A	A-TS-223	5G.2 - A5 ELEVATIONS	A
A-TS-064	3G.1 - F4	A	A-TS-144	4G.2 - C2 ELEVATIONS	A	A-TS-224	5G.2 - A6	A
A-TS-065	3G.1 - F4 - ELEVATIONS	A	A-TS-145	4G.2 - C3	A	A-TS-225	5G.2 - A6	A
A-TS-066	3G.1 - F5	A	A-TS-146	4G.2 - C3	A	A-TS-226	5G.2 - A6 ELEVATIONS	A
A-TS-067	3G.1 - F5 - ELEVATIONS	A	A-TS-147	4G.2 - C3 ELEVATIONS	A	A-TS-227	5G.2 - A8	A
A-TS-068	3G.1 - G	A	A-TS-148	4G.2 - D1	A	A-TS-228	5G.2 - A8	A
A-TS-069	3G.1 - G1 - ELEVATIONS	A	A-TS-149	4G.2 - D1	A	A-TS-229	5G.2 - A8 ELEVATIONS	A
A-TS-070	3G.1 - H1	A	A-TS-150	4G.2 - D1 ELEVATIONS	A	A-TS-230	5G.2 - A9	A
A-TS-071	3G.1 - H1 - ELEVATIONS	A	A-TS-151	4G.2 - D2	A	A-TS-231	5G.2 - A9	A
A-TS-072	3G.1 - H2	A	A-TS-152	4G.2 - D2	A	A-TS-232	5G.2 - A9 ELEVATIONS	A
A-TS-073	3G.1 - H2 - ELEVATIONS	A	A-TS-153	4G.2 - D2 ELEVATIONS	A	A-TS-233	5G.2 - A10	A
A-TS-074	3G.1 - I1	A	A-TS-154	4G.2 - D3	A	A-TS-234	5G.2 - A10	A
A-TS-075	3G.1 - I1 - ELEVATIONS	A	A-TS-155	4G.2 - D3	A	A-TS-235	5G.2 - A10 ELEVATIONS	A
A-TS-076	3G.1 - I2	A	A-TS-156	4G.2 - D3 ELEVATIONS	A	A-TS-236	5G.2 - A11	A
A-TS-077	3G.1 - I2 - ELEVATIONS	A	A-TS-157	4G.2 - D4	A	A-TS-237	5G.2 - A11	A
A-TS-078	3.2 COVER	A	A-TS-158	4G.2 - D4	A	A-TS-238	5G.2 - A11 ELEVATIONS	A
A-TS-079	3.2 - A1 (ZERO LOT)	A	A-TS-159	4G.2 - D4 ELEVATIONS	A			
A-TS-080	3.2 - A1 (ZERO LOT) - ELEVATIONS	A	A-TS-160	4G.2 - D5	A			





# 5G.2

5 BED - GARAGE - DOUBLE LEVEL  
HOUSE DESIGNS





TERRA STUDIO

5G.2 - A1 (ZERO LOT)

FLOOR PLAN SUMMARY

BEDROOMS	5
BATHROOMS	2.5
GARAGE	1
STOREYS	2

GROSS FLOOR AREA

GROUND FLOOR	77.8m <sup>2</sup>
FIRST FLOOR	77.8m <sup>2</sup>
BALCONY/DECK	
TOTAL AREA	155.6m <sup>2</sup>
BUILDING COVERAGE	80.2m <sup>2</sup>

NOTES:

GROSS FLOOR AREA IS MEASURED FROM THE OUTSIDE OF EXTERNAL WALL FRAMING, AND INCLUDES STAIRS AND STAIRWELLS AT EACH FLOOR, DECKS AND BALCONIES, UNLESS OTHERWISE STATED, ARE NOT INCLUDED IN GFA.

THE BUILDING COVERAGE TOTAL LISTED ON THIS SHEET DOES NOT ACCOUNT FOR ADDITIONAL SITE-SPECIFIC BUILDING COVERAGES SUCH AS DECKS OVER 1m IN HEIGHT AND OTHER STRUCTURES.

DESIGNS ARE SUBJECT TO RESOURCE CONSENT. REFER TO APPROVED INTERGRATED CONSENT MASTERPLAN DRAWINGS FOR LOT-SPECIFIC INFORMATION AND LANDSCAPE DESIGN.

DIMENSIONS MUST NOT BE SCALED FROM THE DRAWINGS

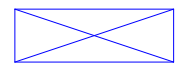
THE CONTRACTOR SHALL CONFIRM ALL DIMENSIONS AND LEVELS ON SITE PRIOR TO COMMENCING WORK.

LEGEND

OUTLOOK

OUTDOOR LIVING SPACE  
4m x 5m / 20m<sup>2</sup>

BATTER SLOPE



ELEVATION KEY



ROOM KEY

E	ENTRY
L	LIVING ROOM
D	DINING
K	KITCHEN
WC	BATHROOM
EN	ENSUITE
B	BEDROOM
ST	STORAGE
G	GARAGE

CLIENT MYLAND PARTNERS

PROJECT NAME PROJECT

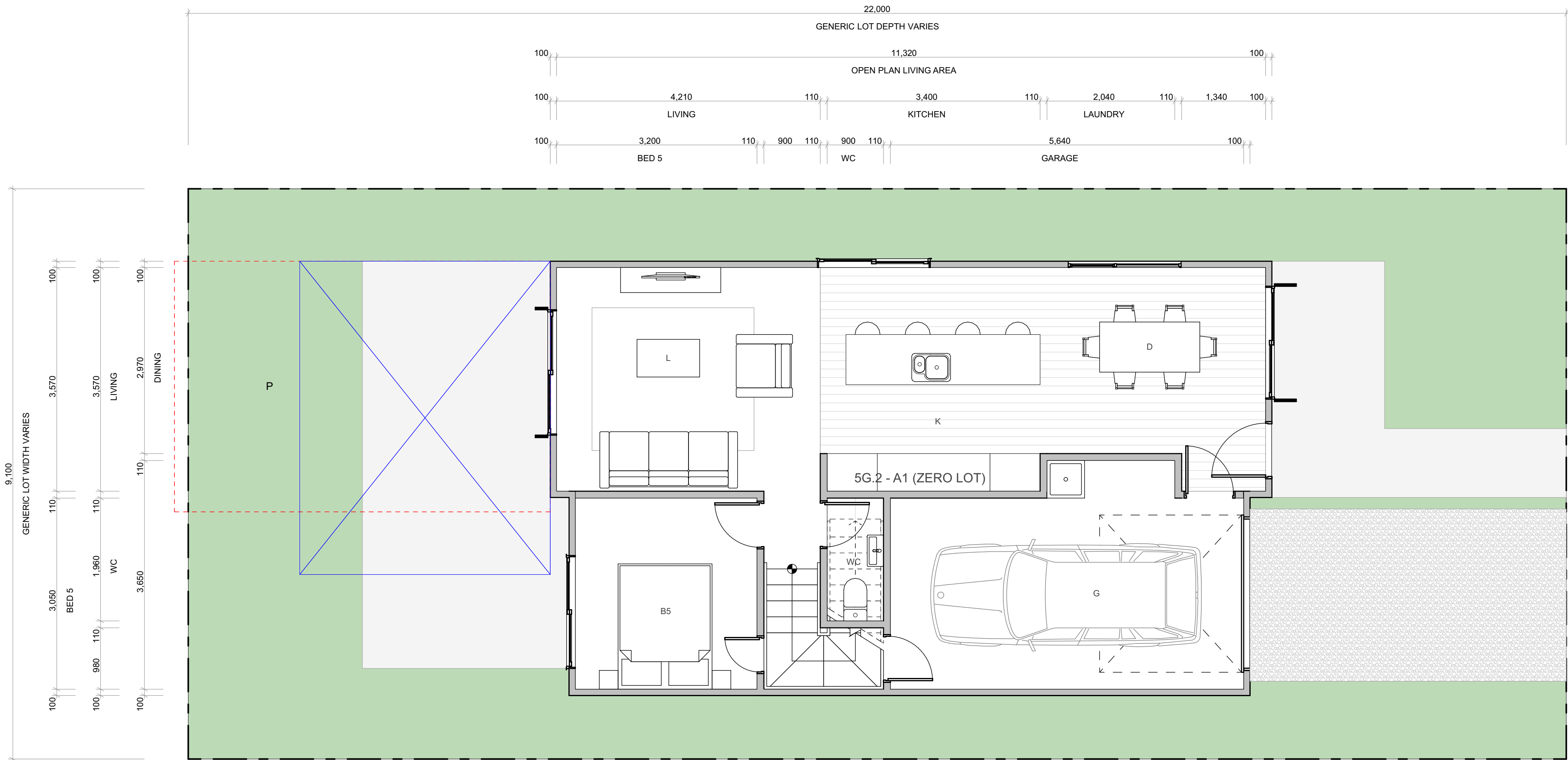
DRAWING TITLE 5G.2 - A1 (ZERO LOT)

SCALE 1:50

REVISION I.D A

DRAWING NO.

A-TS-197



WALL CLADDING

	W01 → <b>TIMBER</b> - VERTICAL - WHITEWASH STAIN (HERMPAC OR ABODO VULCAN IN WHITE, OR SIMILAR)
	W02 → <b>TIMBER</b> - VERTICAL - NATURAL STAIN (HERMPAC OR ABODO VULCAN IN NATURAL, OR SIMILAR) NOTE: NO OVERLY SATURATED / VIBRANT STAINS TO BE USED
	W03 → <b>TIMBER</b> - VERTICAL - DARK / CHARCOAL STAIN (HERMPAC OR ABODO VULCAN IN EBONY/GRAPHITE, OR SIMILAR)
	W04 → <b>GROOVED SHEET PRODUCT</b> - VERTICAL - WHITE / LIGHT PAINT JAMES HARDIE GROOVED AXON PANEL (133mm/400mm)
	W05 → <b>GROOVED SHEET PRODUCT</b> - VERTICAL - DARK PAINT JAMES HARDIE GROOVED AXON PANEL (133mm/400mm)
	W06 → <b>GROOVED SHEET PRODUCT</b> - VERTICAL - BLACK PAINT JAMES HARDIE GROOVED AXON PANEL (133mm/400mm)

	W07 → <b>WEATHERBOARD</b> - HORIZONTAL - LIGHT PAINT
	W08 → <b>WEATHERBOARD</b> - HORIZONTAL - DARK PAINT
	W09 → <b>WEATHERBOARD</b> - HORIZONTAL - FEATURE TIMBER (HERMPAC WEATHERBOARD IN NATURAL STAIN)
	W10 → <b>BRICK</b> - RUNNING BOND - WHITE NATURAL FINISH
	W11 → <b>BRICK</b> - RUNNING BOND - BLACK FINISH
	W12 → <b>BRICK</b> - RUNNING BOND - NATURAL FINISH 3-5 COLOUR MIX FOR VARIETY

ROOFING / JOINERY

	<b>STEEL RIBBED ROOFING</b> - REFER TO COLOURS BELOW NOTE: THIS SPECIFICATION CAN ALSO BE USED FOR WALLS
	<b>ALUMINIUM JOINERY</b> - REFER TO COLOURS BELOW
	R01 → <b>STEEL TRAY</b> - COLORSTEEL TITANIA / CLOUD J01 → <b>ALUMINIUM JOINERY</b> - COLORSTEEL TITANIA / CLOUD
	R02 → <b>STEEL TRAY</b> - COLORSTEEL GULL GREY J02 → <b>ALUMINIUM JOINERY</b> - COLORSTEEL GULL GREY
	R03 → <b>STEEL TRAY</b> - COLORSTEEL IRONSAND J03 → <b>ALUMINIUM JOINERY</b> - COLORSTEEL IRONSAND
	R04 → <b>STEEL TRAY</b> - COLORSTEEL KARAKA / EBONY / WINDSOR GREY J04 → <b>ALUMINIUM JOINERY</b> - COLORSTEEL KARAKA / EBONY / WINDSOR

ARCHITECTURAL FEATURES

			<b>GABLE PICTURE FRAME</b> HIGHLIGHTS FEATURE CLADDING PF →
			<b>THIN FASCIA</b> CREATES A SENSE OF LIGHTNESS TF →
			<b>WINDOW SHROUD</b> HIGHLIGHT KEY GLAZING PANELS WS →



TERRA STUDIO

5G.2 - A1 (ZERO LOT)

FLOOR PLAN SUMMARY

BEDROOMS	5
BATHROOMS	2.5
GARAGE	1
STOREYS	2

GROSS FLOOR AREA

GROUND FLOOR	77.8m <sup>2</sup>
FIRST FLOOR	77.8m <sup>2</sup>
BALCONY/DECK	
TOTAL AREA	155.6m <sup>2</sup>
BUILDING COVERAGE	80.2m <sup>2</sup>

NOTES:

GROSS FLOOR AREA IS MEASURED FROM THE OUTSIDE OF EXTERNAL WALL FRAMING, AND INCLUDES STAIRS AND STAIRWELLS AT EACH FLOOR, DECKS AND BALCONIES, UNLESS OTHERWISE STATED, ARE NOT INCLUDED IN GFA.

THE BUILDING COVERAGE TOTAL LISTED ON THIS SHEET DOES NOT ACCOUNT FOR ADDITIONAL SITE-SPECIFIC BUILDING COVERAGES SUCH AS DECKS OVER 1m IN HEIGHT AND OTHER STRUCTURES.

DESIGNS ARE SUBJECT TO RESOURCE CONSENT. REFER TO APPROVED INTERGRATED CONSENT MASTERPLAN DRAWINGS FOR LOT-SPECIFIC INFORMATION AND LANDSCAPE DESIGN.

DIMENSIONS MUST NOT BE SCALED FROM THE DRAWINGS

THE CONTRACTOR SHALL CONFIRM ALL DIMENSIONS AND LEVELS ON SITE PRIOR TO COMMENCING WORK.

LEGEND

OUTLOOK

OUTDOOR LIVING SPACE  
4m x 5m / 20m<sup>2</sup>

BATTER SLOPE



ELEVATION KEY



ROOM KEY

E	ENTRY
L	LIVING ROOM
D	DINING
K	KITCHEN
WC	BATHROOM
EN	ENSUITE
B	BEDROOM
ST	STORAGE
G	GARAGE

CLIENT MYLAND PARTNERS

PROJECT NAME PROJECT

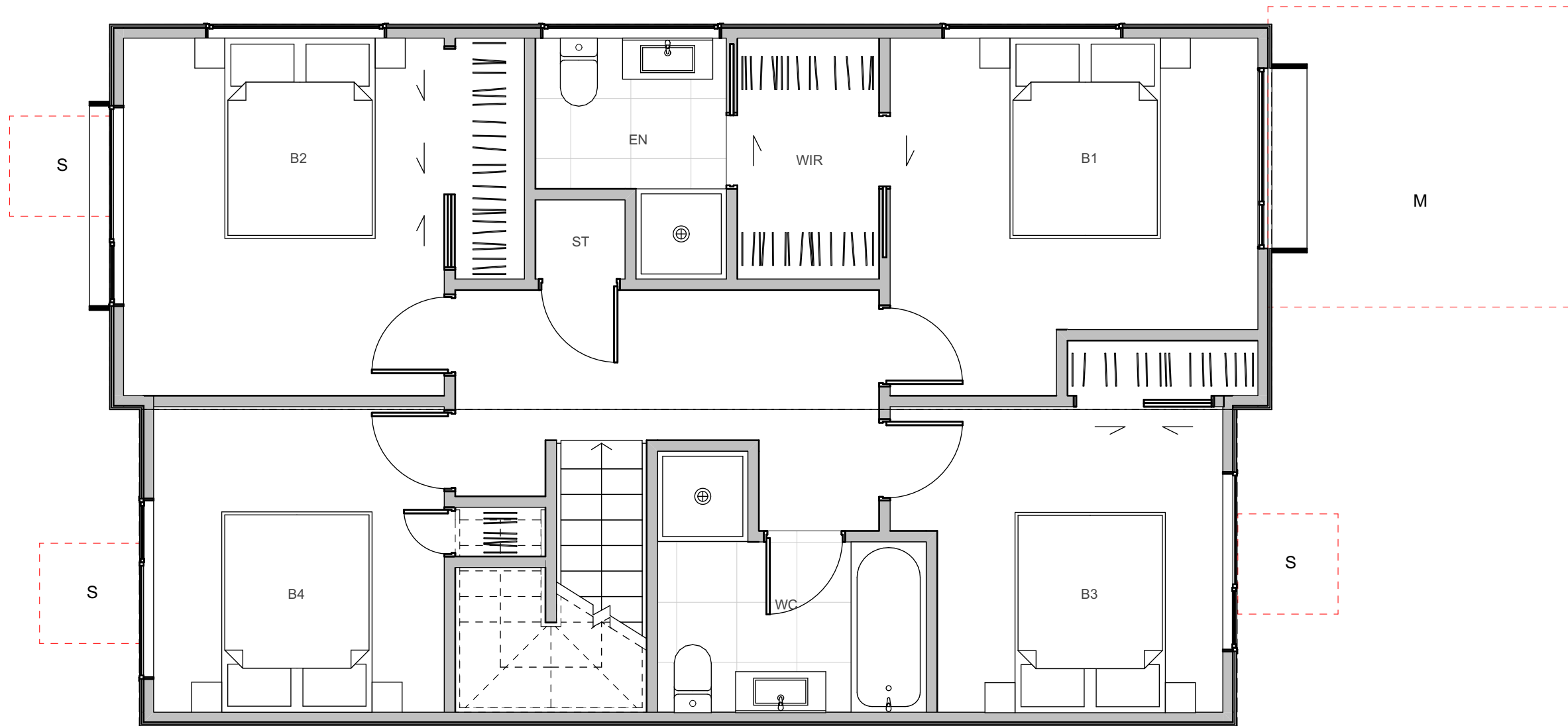
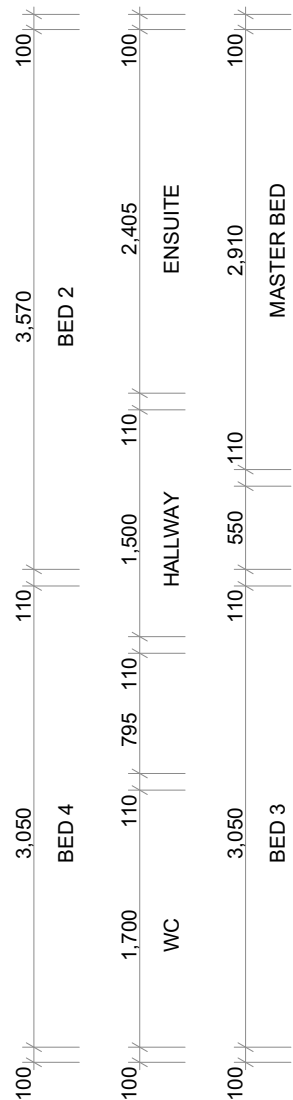
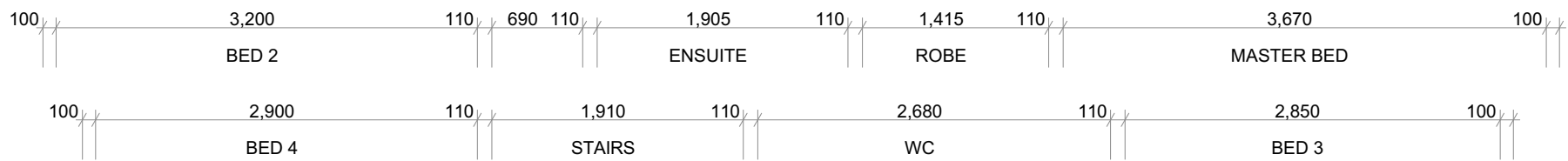
DRAWING TITLE 5G.2 - A1 (ZERO LOT)

SCALE 1:50

REVISION I.D A

DRAWING NO.

A-TS-198



WALL CLADDING

W01 → **TIMBER** - VERTICAL - WHITEWASH STAIN  
(HERMPAC OR ABODO VULCAN IN WHITE, OR SIMILAR)

W02 → **TIMBER** - VERTICAL - NATURAL STAIN  
(HERMPAC OR ABODO VULCAN IN NATURAL, OR SIMILAR)  
NOTE: NO OVERLY SATURATED / VIBRANT STAINS TO BE USED

W03 → **TIMBER** - VERTICAL - DARK / CHARCOAL STAIN  
(HERMPAC OR ABODO VULCAN IN EBONY/GRAPHITE, OR SIMILAR)

W04 → **GROOVED SHEET PRODUCT** - VERTICAL - WHITE / LIGHT PAINT  
JAMES HARDIE GROOVED AXON PANEL (133mm/400mm)

W05 → **GROOVED SHEET PRODUCT** - VERTICAL - DARK PAINT  
JAMES HARDIE GROOVED AXON PANEL (133mm/400mm)

W06 → **GROOVED SHEET PRODUCT** - VERTICAL - BLACK PAINT  
JAMES HARDIE GROOVED AXON PANEL (133mm/400mm)

W07 → **WEATHERBOARD** - HORIZONTAL - LIGHT PAINT

W08 → **WEATHERBOARD** - HORIZONTAL - DARK PAINT

W09 → **WEATHERBOARD** - HORIZONTAL - FEATURE TIMBER  
(HERMPAC WEATHERBOARD IN NATURAL STAIN)

W10 → **BRICK** - RUNNING BOND - WHITE NATURAL FINISH

W11 → **BRICK** - RUNNING BOND - BLACK FINISH

W12 → **BRICK** - RUNNING BOND - NATURAL FINISH  
3-5 COLOUR MIX FOR VARIETY

ROOFING / JOINERY

**STEEL RIBBED ROOFING** - REFER TO COLOURS BELOW  
NOTE: THIS SPECIFICATION CAN ALSO BE USED FOR WALLS

**ALUMINIUM JOINERY** - REFER TO COLOURS BELOW

R01 → **STEEL TRAY** - COLORSTEEL TITANIA / CLOUD

J01 → **ALUMINIUM JOINERY** - COLORSTEEL TITANIA / CLOUD

R02 → **STEEL TRAY** - COLORSTEEL GULL GREY

J02 → **ALUMINIUM JOINERY** - COLORSTEEL GULL GREY

R03 → **STEEL TRAY** - COLORSTEEL IRONSAND

J03 → **ALUMINIUM JOINERY** - COLORSTEEL IRONSAND

R04 → **STEEL TRAY** - COLORSTEEL KARAKA / EBONY / WINDSOR GREY

J04 → **ALUMINIUM JOINERY** - COLORSTEEL KARAKA / EBONY / WINDSOR

ARCHITECTURAL FEATURES

**GABLE PICTURE FRAME**  
HIGHLIGHTS FEATURE CLADDING

PF →

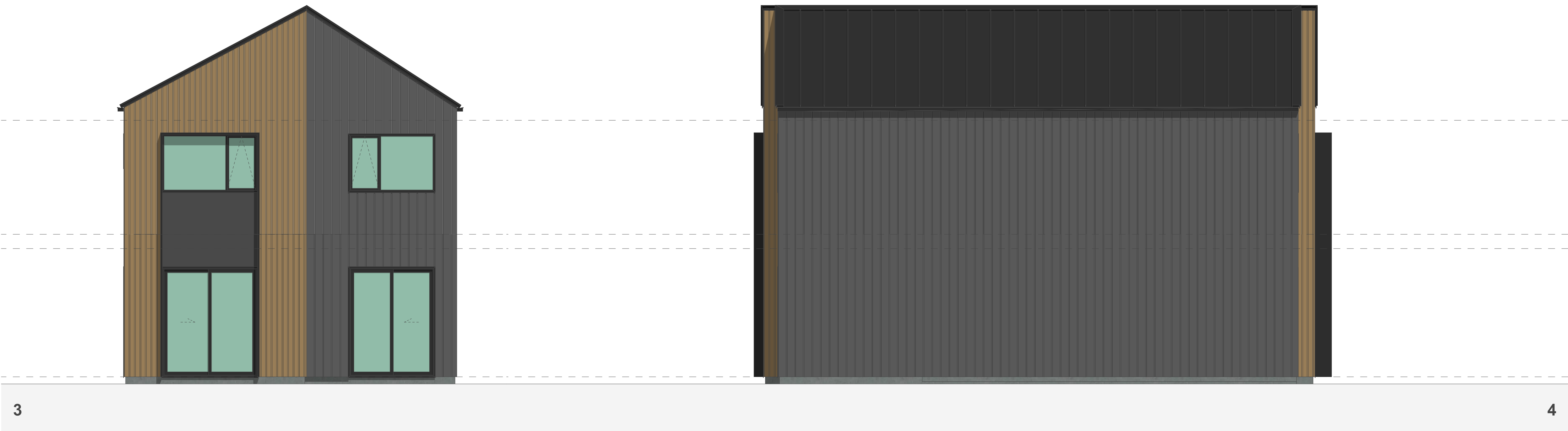
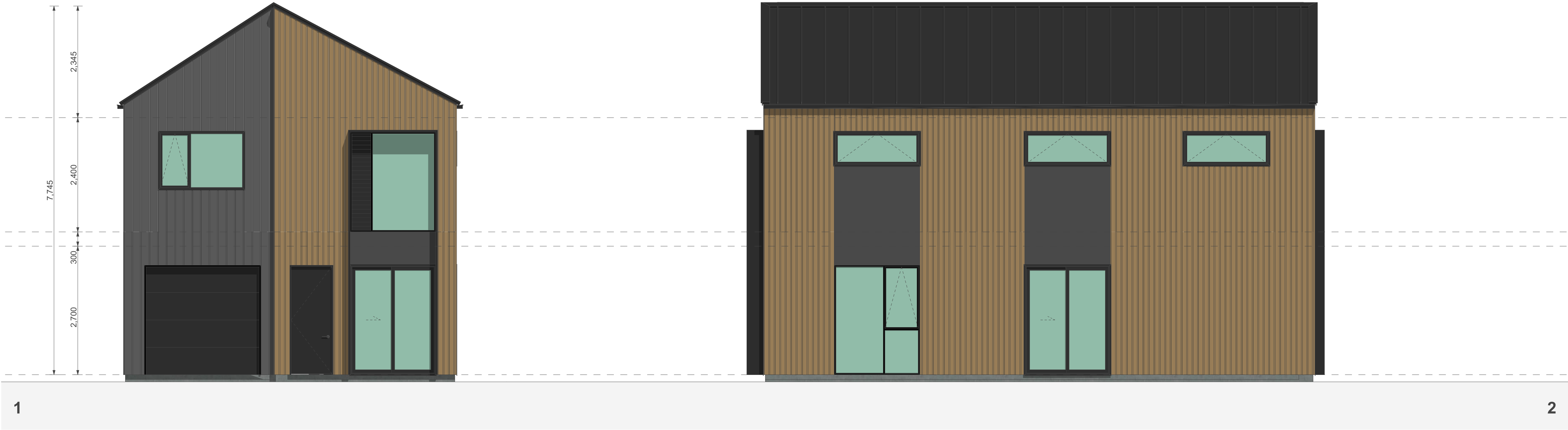
**THIN FASCIA**  
CREATES A SENSE OF LIGHTNESS

TF →

**WINDOW SHROUD**  
HIGHLIGHT KEY GLAZING PANELS

WS →





## TERRA STUDIO

### 5G.2 - A1 (ZERO LOT)

#### FLOOR PLAN SUMMARY

BEDROOMS	5
BATHROOMS	2.5
GARAGE	1
STOREYS	2

#### GROSS FLOOR AREA

GROUND FLOOR	77.8m <sup>2</sup>
FIRST FLOOR	77.8m <sup>2</sup>
BALCONY/DECK	
TOTAL AREA	155.6m <sup>2</sup>
BUILDING COVERAGE	80.2m <sup>2</sup>

#### NOTES:

GROSS FLOOR AREA IS MEASURED FROM THE OUTSIDE OF EXTERNAL WALL FRAMING, AND INCLUDES STAIRS AND STAIRWELLS AT EACH FLOOR, DECKS AND BALCONIES, UNLESS OTHERWISE STATED, ARE NOT INCLUDED IN GFA.

THE BUILDING COVERAGE TOTAL LISTED ON THIS SHEET DOES NOT ACCOUNT FOR ADDITIONAL SITE-SPECIFIC BUILDING COVERAGES SUCH AS DECKS OVER 1m IN HEIGHT AND OTHER STRUCTURES.

DESIGNS ARE SUBJECT TO RESOURCE CONSENT. REFER TO APPROVED INTERGRATED CONSENT MASTERPLAN DRAWINGS FOR LOT-SPECIFIC INFORMATION AND LANDSCAPE DESIGN.

DIMENSIONS MUST NOT BE SCALED FROM THE DRAWINGS

THE CONTRACTOR SHALL CONFIRM ALL DIMENSIONS AND LEVELS ON SITE PRIOR TO COMMENCING WORK.

#### LEGEND

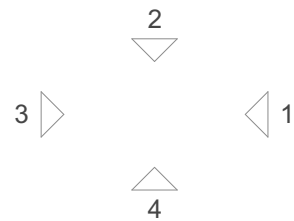
OUTLOOK

OUTDOOR LIVING SPACE  
4m x 5m / 20m<sup>2</sup>

BATTER SLOPE



#### ELEVATION KEY



#### ROOM KEY

E	ENTRY
L	LIVING ROOM
D	DINING
K	KITCHEN
WC	BATHROOM
EN	ENSUITE
B	BEDROOM
ST	STORAGE
G	GARAGE

#### WALL CLADDING

	W01 → <b>TIMBER</b> - VERTICAL - WHITEWASH STAIN (HERMPAC OR ABODO VULCAN IN WHITE, OR SIMILAR)
	W02 → <b>TIMBER</b> - VERTICAL - NATURAL STAIN (HERMPAC OR ABODO VULCAN IN NATURAL, OR SIMILAR) NOTE: NO OVERLY SATURATED / VIBRANT STAINS TO BE USED
	W03 → <b>TIMBER</b> - VERTICAL - DARK / CHARCOAL STAIN (HERMPAC OR ABODO VULCAN IN EBONY/GRAPHITE, OR SIMILAR)
	W04 → <b>GROOVED SHEET PRODUCT</b> - VERTICAL - WHITE / LIGHT PAINT JAMES HARDIE GROOVED AXON PANEL (133mm/400mm)
	W05 → <b>GROOVED SHEET PRODUCT</b> - VERTICAL - DARK PAINT JAMES HARDIE GROOVED AXON PANEL (133mm/400mm)
	W06 → <b>GROOVED SHEET PRODUCT</b> - VERTICAL - BLACK PAINT JAMES HARDIE GROOVED AXON PANEL (133mm/400mm)

	W07 → <b>WEATHERBOARD</b> - HORIZONTAL - LIGHT PAINT
	W08 → <b>WEATHERBOARD</b> - HORIZONTAL - DARK PAINT
	W09 → <b>WEATHERBOARD</b> - HORIZONTAL - FEATURE TIMBER (HERMPAC WEATHERBOARD IN NATURAL STAIN)
	W10 → <b>BRICK</b> - RUNNING BOND - WHITE NATURAL FINISH
	W11 → <b>BRICK</b> - RUNNING BOND - BLACK FINISH
	W12 → <b>BRICK</b> - RUNNING BOND - NATURAL FINISH 3-5 COLOUR MIX FOR VARIETY

#### ROOFING / JOINERY

	<b>STEEL RIBBED ROOFING</b> - REFER TO COLOURS BELOW NOTE: THIS SPECIFICATION CAN ALSO BE USED FOR WALLS
	<b>ALUMINIUM JOINERY</b> - REFER TO COLOURS BELOW
	R01 → <b>STEEL TRAY</b> - COLORSTEEL TITANIA / CLOUD J01 → <b>ALUMINIUM JOINERY</b> - COLORSTEEL TITANIA / CLOUD
	R02 → <b>STEEL TRAY</b> - COLORSTEEL GULL GREY J02 → <b>ALUMINIUM JOINERY</b> - COLORSTEEL GULL GREY
	R03 → <b>STEEL TRAY</b> - COLORSTEEL IRONSAND J03 → <b>ALUMINIUM JOINERY</b> - COLORSTEEL IRONSAND
	R04 → <b>STEEL TRAY</b> - COLORSTEEL KARAKA / EBONY / WINDSOR GREY J04 → <b>ALUMINIUM JOINERY</b> - COLORSTEEL KARAKA / EBONY / WINDSOR

#### ARCHITECTURAL FEATURES

			<b>GABLE PICTURE FRAME</b> HIGHLIGHTS FEATURE CLADDING PF →
			<b>THIN FASCIA</b> CREATES A SENSE OF LIGHTNESS TF →
			<b>WINDOW SHROUD</b> HIGHLIGHT KEY GLAZING PANELS WS →

CLIENT MYLAND PARTNERS

PROJECT NAME PROJECT

DRAWING TITLE 5G.2 - A1 (ZERO LOT) ELEVATIONS

SCALE 1:50

REVISION I.D A

DRAWING NO.

A-TS-199



TERRA STUDIO

5G.2 - A2 (ZERO LOT)

FLOOR PLAN SUMMARY

BEDROOMS	5
BATHROOMS	2.5
GARAGE	1
STOREYS	2

GROSS FLOOR AREA

GROUND FLOOR	77.8m <sup>2</sup>
FIRST FLOOR	77.8m <sup>2</sup>
BALCONY/DECK	
TOTAL AREA	155.6m <sup>2</sup>
BUILDING COVERAGE	80.7m <sup>2</sup>

NOTES:

GROSS FLOOR AREA IS MEASURED FROM THE OUTSIDE OF EXTERNAL WALL FRAMING, AND INCLUDES STAIRS AND STAIRWELLS AT EACH FLOOR, DECKS AND BALCONIES, UNLESS OTHERWISE STATED, ARE NOT INCLUDED IN GFA.

THE BUILDING COVERAGE TOTAL LISTED ON THIS SHEET DOES NOT ACCOUNT FOR ADDITIONAL SITE-SPECIFIC BUILDING COVERAGES SUCH AS DECKS OVER 1m IN HEIGHT AND OTHER STRUCTURES.

DESIGNS ARE SUBJECT TO RESOURCE CONSENT. REFER TO APPROVED INTERGRATED CONSENT MASTERPLAN DRAWINGS FOR LOT-SPECIFIC INFORMATION AND LANDSCAPE DESIGN.

DIMENSIONS MUST NOT BE SCALED FROM THE DRAWINGS

THE CONTRACTOR SHALL CONFIRM ALL DIMENSIONS AND LEVELS ON SITE PRIOR TO COMMENCING WORK.

LEGEND

OUTLOOK

OUTDOOR LIVING SPACE  
4m x 5m / 20m<sup>2</sup>

BATTER SLOPE



ELEVATION KEY



ROOM KEY

E	ENTRY
L	LIVING ROOM
D	DINING
K	KITCHEN
WC	BATHROOM
EN	ENSUITE
B	BEDROOM
ST	STORAGE
G	GARAGE

CLIENT MYLAND PARTNERS

PROJECT NAME PROJECT

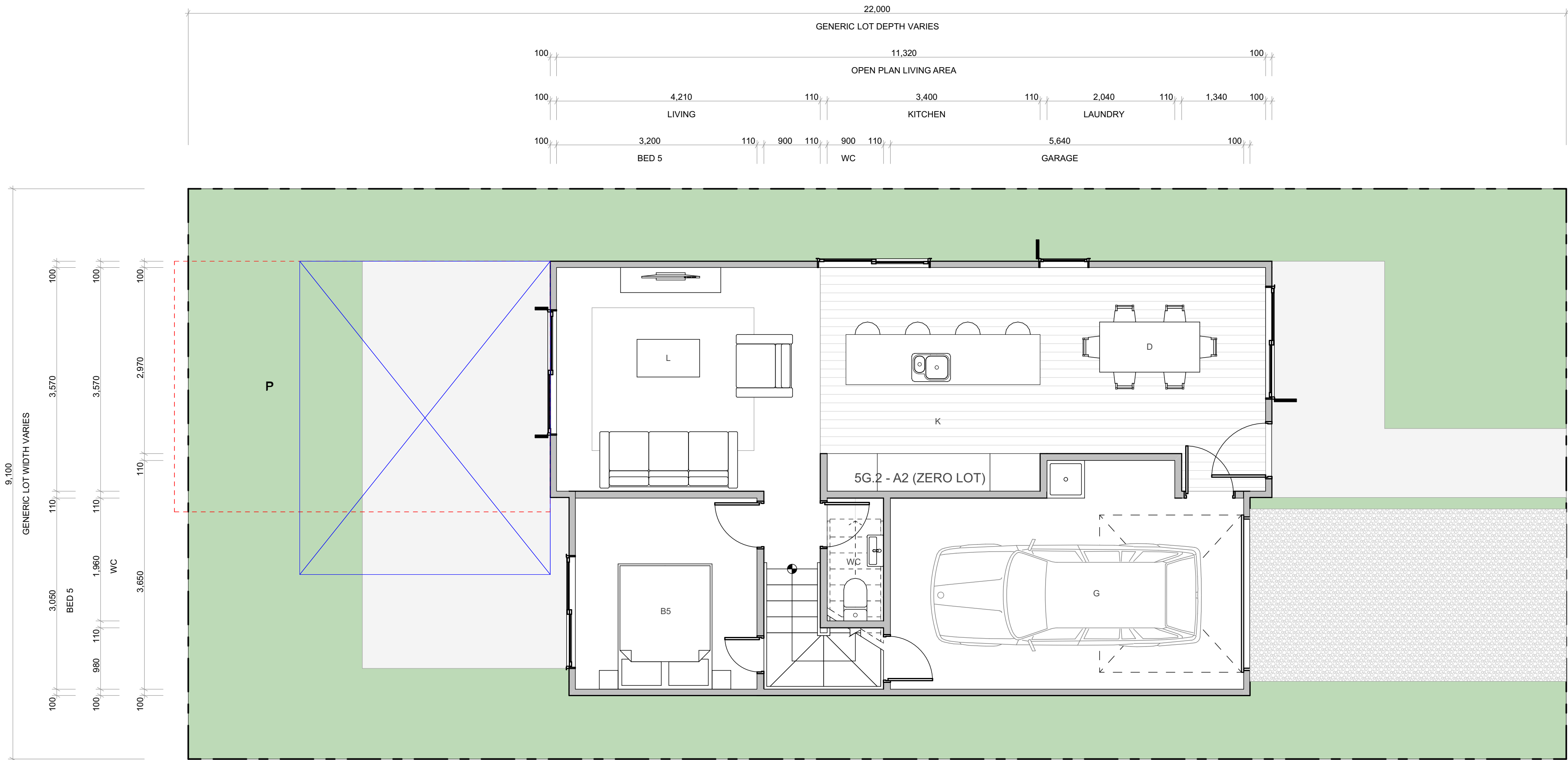
DRAWING TITLE 5G.2 - A2 (ZERO LOT)

SCALE 1:50

REVISION I.D A

DRAWING NO.

A-TS-200



WALL CLADDING

	W01 → <b>TIMBER</b> - VERTICAL - WHITEWASH STAIN (HERMPAC OR ABODO VULCAN IN WHITE, OR SIMILAR)
	W02 → <b>TIMBER</b> - VERTICAL - NATURAL STAIN (HERMPAC OR ABODO VULCAN IN NATURAL, OR SIMILAR) NOTE: NO OVERLY SATURATED / VIBRANT STAINS TO BE USED
	W03 → <b>TIMBER</b> - VERTICAL - DARK / CHARCOAL STAIN (HERMPAC OR ABODO VULCAN IN EBONY/GRAPHITE, OR SIMILAR)
	W04 → <b>GROOVED SHEET PRODUCT</b> - VERTICAL - WHITE / LIGHT PAINT JAMES HARDIE GROOVED AXON PANEL (133mm/400mm)
	W05 → <b>GROOVED SHEET PRODUCT</b> - VERTICAL - DARK PAINT JAMES HARDIE GROOVED AXON PANEL (133mm/400mm)
	W06 → <b>GROOVED SHEET PRODUCT</b> - VERTICAL - BLACK PAINT JAMES HARDIE GROOVED AXON PANEL (133mm/400mm)

	W07 → <b>WEATHERBOARD</b> - HORIZONTAL - LIGHT PAINT
	W08 → <b>WEATHERBOARD</b> - HORIZONTAL - DARK PAINT
	W09 → <b>WEATHERBOARD</b> - HORIZONTAL - FEATURE TIMBER (HERMPAC WEATHERBOARD IN NATURAL STAIN)
	W10 → <b>BRICK</b> - RUNNING BOND - WHITE NATURAL FINISH
	W11 → <b>BRICK</b> - RUNNING BOND - BLACK FINISH
	W12 → <b>BRICK</b> - RUNNING BOND - NATURAL FINISH 3-5 COLOUR MIX FOR VARIETY

ROOFING / JOINERY

	<b>STEEL RIBBED ROOFING</b> - REFER TO COLOURS BELOW NOTE: THIS SPECIFICATION CAN ALSO BE USED FOR WALLS
	<b>ALUMINIUM JOINERY</b> - REFER TO COLOURS BELOW
	R01 → <b>STEEL TRAY</b> - COLORSTEEL TITANIA / CLOUD
	J01 → <b>ALUMINIUM JOINERY</b> - COLORSTEEL TITANIA / CLOUD
	R02 → <b>STEEL TRAY</b> - COLORSTEEL GULL GREY
	J02 → <b>ALUMINIUM JOINERY</b> - COLORSTEEL GULL GREY
	R03 → <b>STEEL TRAY</b> - COLORSTEEL IRONSAND
	J03 → <b>ALUMINIUM JOINERY</b> - COLORSTEEL IRONSAND
	R04 → <b>STEEL TRAY</b> - COLORSTEEL KARAKA / EBONY / WINDSOR GREY
	J04 → <b>ALUMINIUM JOINERY</b> - COLORSTEEL KARAKA / EBONY / WINDSOR

ARCHITECTURAL FEATURES

			<b>GABLE PICTURE FRAME</b> HIGHLIGHTS FEATURE CLADDING PF →
			<b>THIN FASCIA</b> CREATES A SENSE OF LIGHTNESS TF →
			<b>WINDOW SHROUD</b> HIGHLIGHT KEY GLAZING PANELS WS →



TERRA STUDIO

5G.2 - A2 (ZERO LOT)

FLOOR PLAN SUMMARY

BEDROOMS	5
BATHROOMS	2.5
GARAGE	1
STOREYS	2

GROSS FLOOR AREA

GROUND FLOOR	77.8m <sup>2</sup>
FIRST FLOOR	77.8m <sup>2</sup>
BALCONY/DECK	
TOTAL AREA	155.6m <sup>2</sup>
BUILDING COVERAGE	80.7m <sup>2</sup>

NOTES:

GROSS FLOOR AREA IS MEASURED FROM THE OUTSIDE OF EXTERNAL WALL FRAMING, AND INCLUDES STAIRS AND STAIRWELLS AT EACH FLOOR, DECKS AND BALCONIES, UNLESS OTHERWISE STATED, ARE NOT INCLUDED IN GFA.

THE BUILDING COVERAGE TOTAL LISTED ON THIS SHEET DOES NOT ACCOUNT FOR ADDITIONAL SITE-SPECIFIC BUILDING COVERAGES SUCH AS DECKS OVER 1m IN HEIGHT AND OTHER STRUCTURES.

DESIGNS ARE SUBJECT TO RESOURCE CONSENT. REFER TO APPROVED INTERGRATED CONSENT MASTERPLAN DRAWINGS FOR LOT-SPECIFIC INFORMATION AND LANDSCAPE DESIGN.

DIMENSIONS MUST NOT BE SCALED FROM THE DRAWINGS

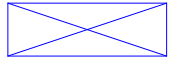
THE CONTRACTOR SHALL CONFIRM ALL DIMENSIONS AND LEVELS ON SITE PRIOR TO COMMENCING WORK.

LEGEND

OUTLOOK

OUTDOOR LIVING SPACE  
4m x 5m / 20m<sup>2</sup>

BATTER SLOPE



ELEVATION KEY



ROOM KEY

E	ENTRY
L	LIVING ROOM
D	DINING
K	KITCHEN
WC	BATHROOM
EN	ENSUITE
B	BEDROOM
ST	STORAGE
G	GARAGE

CLIENT MYLAND PARTNERS

PROJECT NAME PROJECT

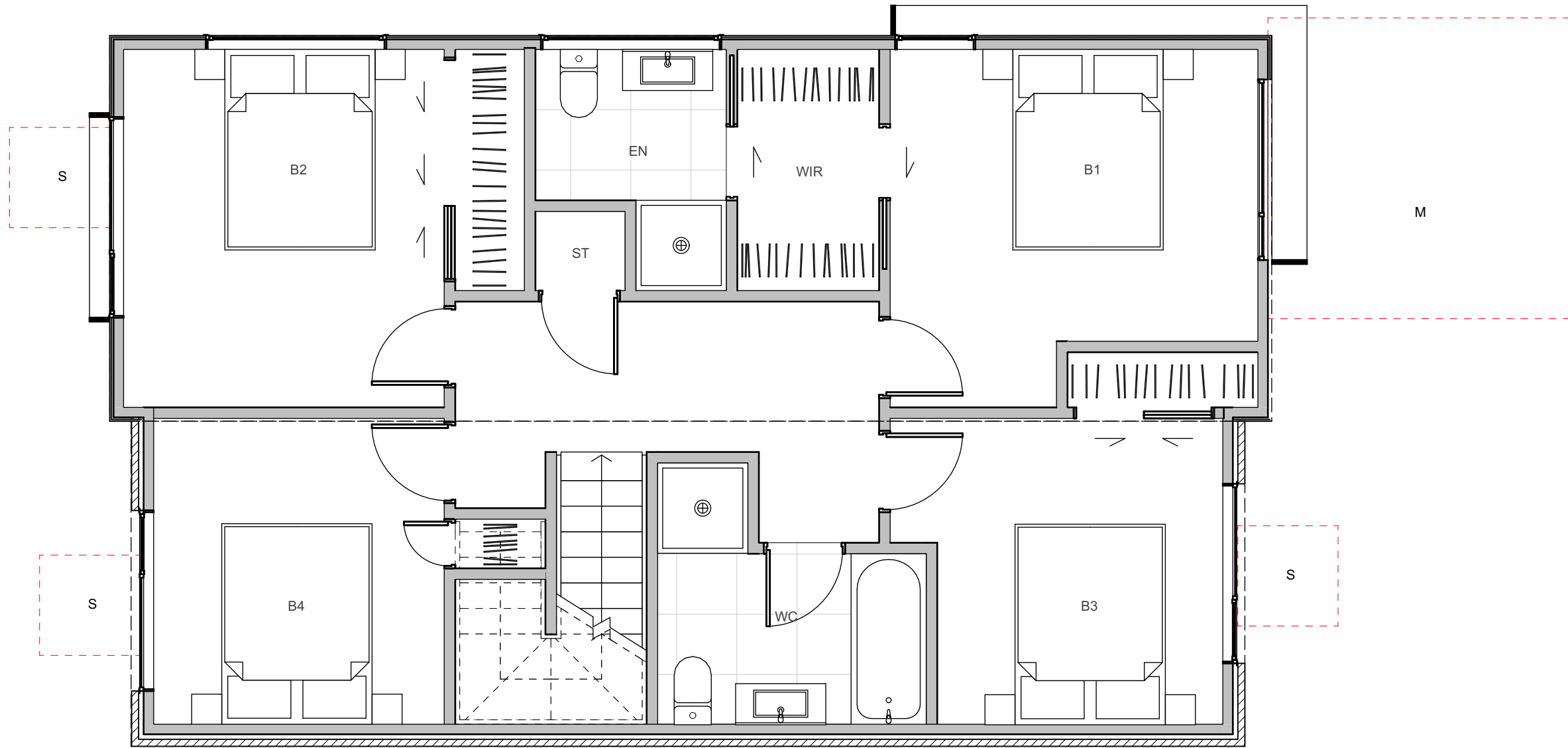
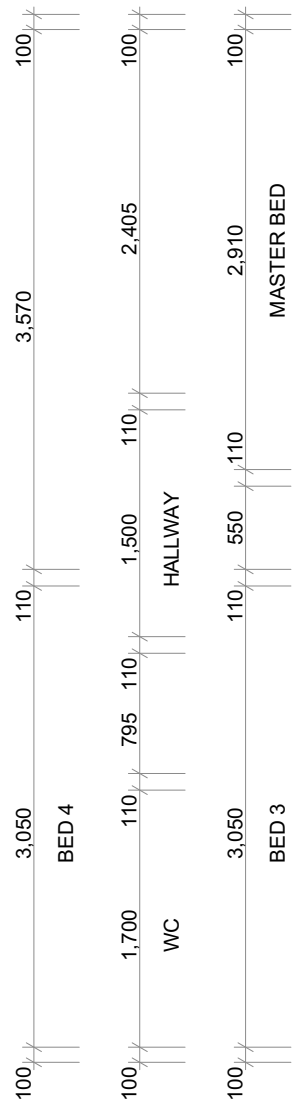
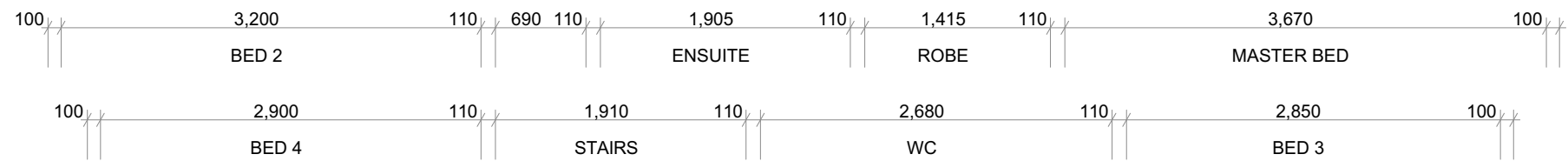
DRAWING TITLE 5G.2 - A2 (ZERO LOT)

SCALE 1:50

REVISION I.D A

DRAWING NO.

A-TS-201



WALL CLADDING

W01 → **TIMBER** - VERTICAL - WHITEWASH STAIN (HERMPAC OR ABODO VULCAN IN WHITE, OR SIMILAR)

W02 → **TIMBER** - VERTICAL - NATURAL STAIN (HERMPAC OR ABODO VULCAN IN NATURAL, OR SIMILAR) NOTE: NO OVERLY SATURATED / VIBRANT STAINS TO BE USED

W03 → **TIMBER** - VERTICAL - DARK / CHARCOAL STAIN (HERMPAC OR ABODO VULCAN IN EBONY/GRAPHITE, OR SIMILAR)

W04 → **GROOVED SHEET PRODUCT** - VERTICAL - WHITE / LIGHT PAINT JAMES HARDIE GROOVED AXON PANEL (133mm/400mm)

W05 → **GROOVED SHEET PRODUCT** - VERTICAL - DARK PAINT JAMES HARDIE GROOVED AXON PANEL (133mm/400mm)

W06 → **GROOVED SHEET PRODUCT** - VERTICAL - BLACK PAINT JAMES HARDIE GROOVED AXON PANEL (133mm/400mm)

W07 → **WEATHERBOARD** - HORIZONTAL - LIGHT PAINT

W08 → **WEATHERBOARD** - HORIZONTAL - DARK PAINT

W09 → **WEATHERBOARD** - HORIZONTAL - FEATURE TIMBER (HERMPAC WEATHERBOARD IN NATURAL STAIN)

W10 → **BRICK** - RUNNING BOND - WHITE NATURAL FINISH

W11 → **BRICK** - RUNNING BOND - BLACK FINISH

W12 → **BRICK** - RUNNING BOND - NATURAL FINISH 3-5 COLOUR MIX FOR VARIETY

ROOFING / JOINERY

**STEEL RIBBED ROOFING** - REFER TO COLOURS BELOW NOTE: THIS SPECIFICATION CAN ALSO BE USED FOR WALLS

**ALUMINIUM JOINERY** - REFER TO COLOURS BELOW

R01 → **STEEL TRAY** - COLORSTEEL TITANIA / CLOUD

J01 → **ALUMINIUM JOINERY** - COLORSTEEL TITANIA / CLOUD

R02 → **STEEL TRAY** - COLORSTEEL GULL GREY

J02 → **ALUMINIUM JOINERY** - COLORSTEEL GULL GREY

R03 → **STEEL TRAY** - COLORSTEEL IRONSAND

J03 → **ALUMINIUM JOINERY** - COLORSTEEL IRONSAND

R04 → **STEEL TRAY** - COLORSTEEL KARAKA / EBONY / WINDSOR GREY

J04 → **ALUMINIUM JOINERY** - COLORSTEEL KARAKA / EBONY / WINDSOR

ARCHITECTURAL FEATURES

**GABLE PICTURE FRAME**  
HIGHLIGHTS FEATURE CLADDING

PF →

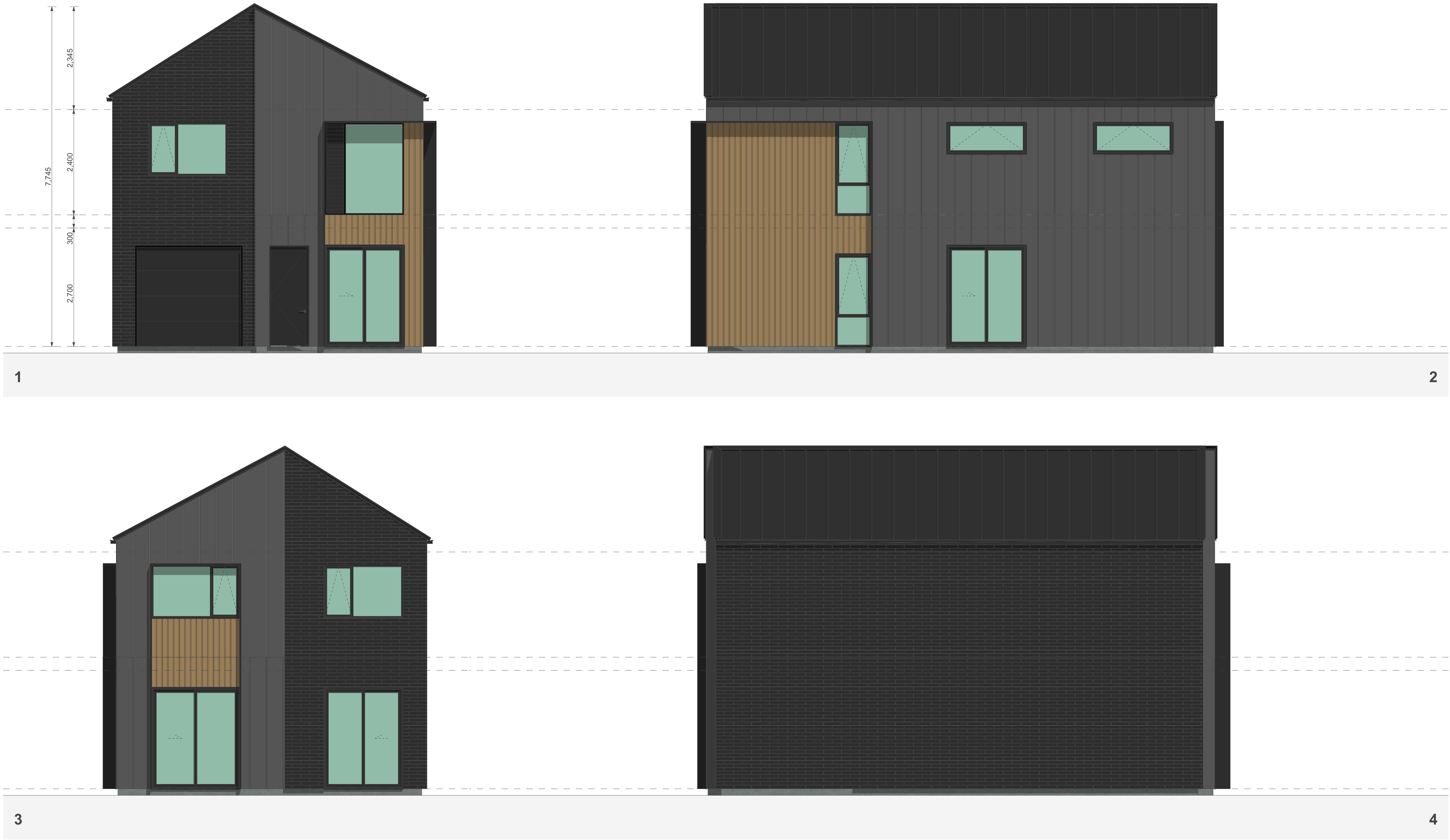
**THIN FASCIA**  
CREATES A SENSE OF LIGHTNESS

TF →

**WINDOW SHROUD**  
HIGHLIGHT KEY GLAZING PANELS

WS →





## TERRA STUDIO

### 5G.2 - A2 (ZERO LOT)

#### FLOOR PLAN SUMMARY

BEDROOMS	5
BATHROOMS	2.5
GARAGE	1
STOREYS	2

#### GROSS FLOOR AREA

GROUND FLOOR	77.8m <sup>2</sup>
FIRST FLOOR	77.8m <sup>2</sup>
BALCONY/DECK	
TOTAL AREA	155.6m <sup>2</sup>
BUILDING COVERAGE	80.7m <sup>2</sup>

#### NOTES:

GROSS FLOOR AREA IS MEASURED FROM THE OUTSIDE OF EXTERNAL WALL FRAMING, AND INCLUDES STAIRS AND STAIRWELLS AT EACH FLOOR, DECKS AND BALCONIES, UNLESS OTHERWISE STATED, ARE NOT INCLUDED IN GFA.

THE BUILDING COVERAGE TOTAL LISTED ON THIS SHEET DOES NOT ACCOUNT FOR ADDITIONAL SITE-SPECIFIC BUILDING COVERAGES SUCH AS DECKS OVER 1m IN HEIGHT AND OTHER STRUCTURES.

DESIGNS ARE SUBJECT TO RESOURCE CONSENT. REFER TO APPROVED INTERGRATED CONSENT MASTERPLAN DRAWINGS FOR LOT-SPECIFIC INFORMATION AND LANDSCAPE DESIGN.

DIMENSIONS MUST NOT BE SCALED FROM THE DRAWINGS

THE CONTRACTOR SHALL CONFIRM ALL DIMENSIONS AND LEVELS ON SITE PRIOR TO COMMENCING WORK.

#### LEGEND

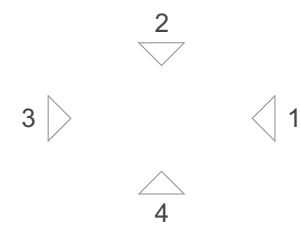
OUTLOOK

OUTDOOR LIVING SPACE  
4m x 5m / 20m<sup>2</sup>

BATTER SLOPE



#### ELEVATION KEY



#### ROOM KEY

E	ENTRY
L	LIVING ROOM
D	DINING
K	KITCHEN
WC	BATHROOM
EN	ENSUITE
B	BEDROOM
ST	STORAGE
G	GARAGE

#### WALL CLADDING

	W01 → <b>TIMBER</b> - VERTICAL - WHITEWASH STAIN (HERMPAC OR ABODO VULCAN IN WHITE, OR SIMILAR)
	W02 → <b>TIMBER</b> - VERTICAL - NATURAL STAIN (HERMPAC OR ABODO VULCAN IN NATURAL, OR SIMILAR) NOTE: NO OVERLY SATURATED / VIBRANT STAINS TO BE USED
	W03 → <b>TIMBER</b> - VERTICAL - DARK / CHARCOAL STAIN (HERMPAC OR ABODO VULCAN IN EBONY/GRAPHITE, OR SIMILAR)
	W04 → <b>GROOVED SHEET PRODUCT</b> - VERTICAL - WHITE / LIGHT PAINT JAMES HARDIE GROOVED AXON PANEL (133mm/400mm)
	W05 → <b>GROOVED SHEET PRODUCT</b> - VERTICAL - DARK PAINT JAMES HARDIE GROOVED AXON PANEL (133mm/400mm)
	W06 → <b>GROOVED SHEET PRODUCT</b> - VERTICAL - BLACK PAINT JAMES HARDIE GROOVED AXON PANEL (133mm/400mm)

	W07 → <b>WEATHERBOARD</b> - HORIZONTAL - LIGHT PAINT
	W08 → <b>WEATHERBOARD</b> - HORIZONTAL - DARK PAINT
	W09 → <b>WEATHERBOARD</b> - HORIZONTAL - FEATURE TIMBER (HERMPAC WEATHERBOARD IN NATURAL STAIN)
	W10 → <b>BRICK</b> - RUNNING BOND - WHITE NATURAL FINISH
	W11 → <b>BRICK</b> - RUNNING BOND - BLACK FINISH
	W12 → <b>BRICK</b> - RUNNING BOND - NATURAL FINISH 3-5 COLOUR MIX FOR VARIETY

#### ROOFING / JOINERY

	<b>STEEL RIBBED ROOFING</b> - REFER TO COLOURS BELOW NOTE: THIS SPECIFICATION CAN ALSO BE USED FOR WALLS
	<b>ALUMINIUM JOINERY</b> - REFER TO COLOURS BELOW
	R01 → <b>STEEL TRAY</b> - COLORSTEEL TITANIA / CLOUD J01 → <b>ALUMINIUM JOINERY</b> - COLORSTEEL TITANIA / CLOUD
	R02 → <b>STEEL TRAY</b> - COLORSTEEL GULL GREY J02 → <b>ALUMINIUM JOINERY</b> - COLORSTEEL GULL GREY
	R03 → <b>STEEL TRAY</b> - COLORSTEEL IRONSAND J03 → <b>ALUMINIUM JOINERY</b> - COLORSTEEL IRONSAND
	R04 → <b>STEEL TRAY</b> - COLORSTEEL KARAKA / EBONY / WINDSOR GREY J04 → <b>ALUMINIUM JOINERY</b> - COLORSTEEL KARAKA / EBONY / WINDSOR

#### ARCHITECTURAL FEATURES

			<b>GABLE PICTURE FRAME</b> HIGHLIGHTS FEATURE CLADDING PF →
			<b>THIN FASCIA</b> CREATES A SENSE OF LIGHTNESS TF →
			<b>WINDOW SHROUD</b> HIGHLIGHT KEY GLAZING PANELS WS →

CLIENT MYLAND PARTNERS

PROJECT NAME PROJECT

DRAWING TITLE 5G.2 - A2 (ZERO LOT) ELEVATIONS

SCALE 1:50

REVISION I.D A

DRAWING NO.

A-TS-202



TERRA STUDIO

5G.2 - A3 (ZERO LOT)

FLOOR PLAN SUMMARY

BEDROOMS	5
BATHROOMS	2.5
GARAGE	1
STOREYS	2

GROSS FLOOR AREA

GROUND FLOOR	78.0m <sup>2</sup>
FIRST FLOOR	78.0m <sup>2</sup>
BALCONY/DECK	
TOTAL AREA	156.0m <sup>2</sup>
BUILDING COVERAGE	83.0m <sup>2</sup>

NOTES:

GROSS FLOOR AREA IS MEASURED FROM THE OUTSIDE OF EXTERNAL WALL FRAMING, AND INCLUDES STAIRS AND STAIRWELLS AT EACH FLOOR, DECKS AND BALCONIES, UNLESS OTHERWISE STATED, ARE NOT INCLUDED IN GFA.

THE BUILDING COVERAGE TOTAL LISTED ON THIS SHEET DOES NOT ACCOUNT FOR ADDITIONAL SITE-SPECIFIC BUILDING COVERAGES SUCH AS DECKS OVER 1m IN HEIGHT AND OTHER STRUCTURES.

DESIGNS ARE SUBJECT TO RESOURCE CONSENT. REFER TO APPROVED INTERGRATED CONSENT MASTERPLAN DRAWINGS FOR LOT-SPECIFIC INFORMATION AND LANDSCAPE DESIGN.

DIMENSIONS MUST NOT BE SCALED FROM THE DRAWINGS

THE CONTRACTOR SHALL CONFIRM ALL DIMENSIONS AND LEVELS ON SITE PRIOR TO COMMENCING WORK.

LEGEND

OUTLOOK

OUTDOOR LIVING SPACE  
4m x 5m / 20m<sup>2</sup>

BATTER SLOPE



ELEVATION KEY



ROOM KEY

E	ENTRY
L	LIVING ROOM
D	DINING
K	KITCHEN
WC	BATHROOM
EN	ENSUITE
B	BEDROOM
ST	STORAGE
G	GARAGE

WALL CLADDING

	W01 → <b>TIMBER - VERTICAL - WHITEWASH STAIN</b> (HERMPAC OR ABODO VULCAN IN WHITE, OR SIMILAR)
	W02 → <b>TIMBER - VERTICAL - NATURAL STAIN</b> (HERMPAC OR ABODO VULCAN IN NATURAL, OR SIMILAR) NOTE: NO OVERLY SATURATED / VIBRANT STAINS TO BE USED
	W03 → <b>TIMBER - VERTICAL - DARK / CHARCOAL STAIN</b> (HERMPAC OR ABODO VULCAN IN EBONY/GRAPHITE, OR SIMILAR)
	W04 → <b>GROOVED SHEET PRODUCT - VERTICAL - WHITE / LIGHT PAINT</b> JAMES HARDIE GROOVED AXON PANEL (133mm/400mm)
	W05 → <b>GROOVED SHEET PRODUCT - VERTICAL - DARK PAINT</b> JAMES HARDIE GROOVED AXON PANEL (133mm/400mm)
	W06 → <b>GROOVED SHEET PRODUCT - VERTICAL - BLACK PAINT</b> JAMES HARDIE GROOVED AXON PANEL (133mm/400mm)

	W07 → <b>WEATHERBOARD - HORIZONTAL - LIGHT PAINT</b>
	W08 → <b>WEATHERBOARD - HORIZONTAL - DARK PAINT</b>
	W09 → <b>WEATHERBOARD - HORIZONTAL - FEATURE TIMBER</b> (HERMPAC WEATHERBOARD IN NATURAL STAIN)
	W10 → <b>BRICK - RUNNING BOND - WHITE NATURAL FINISH</b>
	W11 → <b>BRICK - RUNNING BOND - BLACK FINISH</b>
	W12 → <b>BRICK - RUNNING BOND - NATURAL FINISH</b> 3-5 COLOUR MIX FOR VARIETY

ROOFING / JOINERY

	<b>STEEL RIBBED ROOFING - REFER TO COLOURS BELOW</b> NOTE: THIS SPECIFICATION CAN ALSO BE USED FOR WALLS
	<b>ALUMINIUM JOINERY - REFER TO COLOURS BELOW</b>
	R01 → <b>STEEL TRAY - COLORSTEEL TITANIA / CLOUD</b>
	J01 → <b>ALUMINIUM JOINERY - COLORSTEEL TITANIA / CLOUD</b>
	R02 → <b>STEEL TRAY - COLORSTEEL GULL GREY</b>
	J02 → <b>ALUMINIUM JOINERY - COLORSTEEL GULL GREY</b>
	R03 → <b>STEEL TRAY - COLORSTEEL IRONSAND</b>
	J03 → <b>ALUMINIUM JOINERY - COLORSTEEL IRONSAND</b>
	R04 → <b>STEEL TRAY - COLORSTEEL KARAKA / EBONY / WINDSOR GREY</b>
	J04 → <b>ALUMINIUM JOINERY - COLORSTEEL KARAKA / EBONY / WINDSOR</b>

ARCHITECTURAL FEATURES

			<b>GABLE PICTURE FRAME</b> HIGHLIGHTS FEATURE CLADDING PF →
			<b>THIN FASCIA</b> CREATES A SENSE OF LIGHTNESS TF →
			<b>WINDOW SHROUD</b> HIGHLIGHT KEY GLAZING PANELS WS →

CLIENT MYLAND PARTNERS

PROJECT NAME PROJECT

DRAWING TITLE 5G.2 - A3 (ZERO LOT)

SCALE 1:50

REVISION I.D A

DRAWING NO.  
**A-TS-203**



TERRA STUDIO

5G.2 - A3 (ZERO LOT)

FLOOR PLAN SUMMARY

BEDROOMS	5
BATHROOMS	2.5
GARAGE	1
STOREYS	2

GROSS FLOOR AREA

GROUND FLOOR	78.0m²
FIRST FLOOR	78.0m²
BALCONY/DECK	
TOTAL AREA	156.0m²
BUILDING COVERAGE	83.0m²

NOTES:

GROSS FLOOR AREA IS MEASURED FROM THE OUTSIDE OF EXTERNAL WALL FRAMING, AND INCLUDES STAIRS AND STAIRWELLS AT EACH FLOOR, DECKS AND BALCONIES, UNLESS OTHERWISE STATED, ARE NOT INCLUDED IN GFA.

THE BUILDING COVERAGE TOTAL LISTED ON THIS SHEET DOES NOT ACCOUNT FOR ADDITIONAL SITE-SPECIFIC BUILDING COVERAGES SUCH AS DECKS OVER 1m IN HEIGHT AND OTHER STRUCTURES.

DESIGNS ARE SUBJECT TO RESOURCE CONSENT. REFER TO APPROVED INTERGRATED CONSENT MASTERPLAN DRAWINGS FOR LOT-SPECIFIC INFORMATION AND LANDSCAPE DESIGN.

DIMENSIONS MUST NOT BE SCALED FROM THE DRAWINGS

THE CONTRACTOR SHALL CONFIRM ALL DIMENSIONS AND LEVELS ON SITE PRIOR TO COMMENCING WORK.

LEGEND

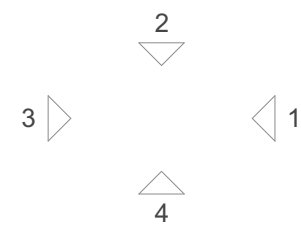
OUTLOOK

OUTDOOR LIVING SPACE  
4m x 5m / 20m²

BATTER SLOPE



ELEVATION KEY



ROOM KEY

E	ENTRY
L	LIVING ROOM
D	DINING
K	KITCHEN
WC	BATHROOM
EN	ENSUITE
B	BEDROOM
ST	STORAGE
G	GARAGE

CLIENT MYLAND PARTNERS

PROJECT NAME PROJECT

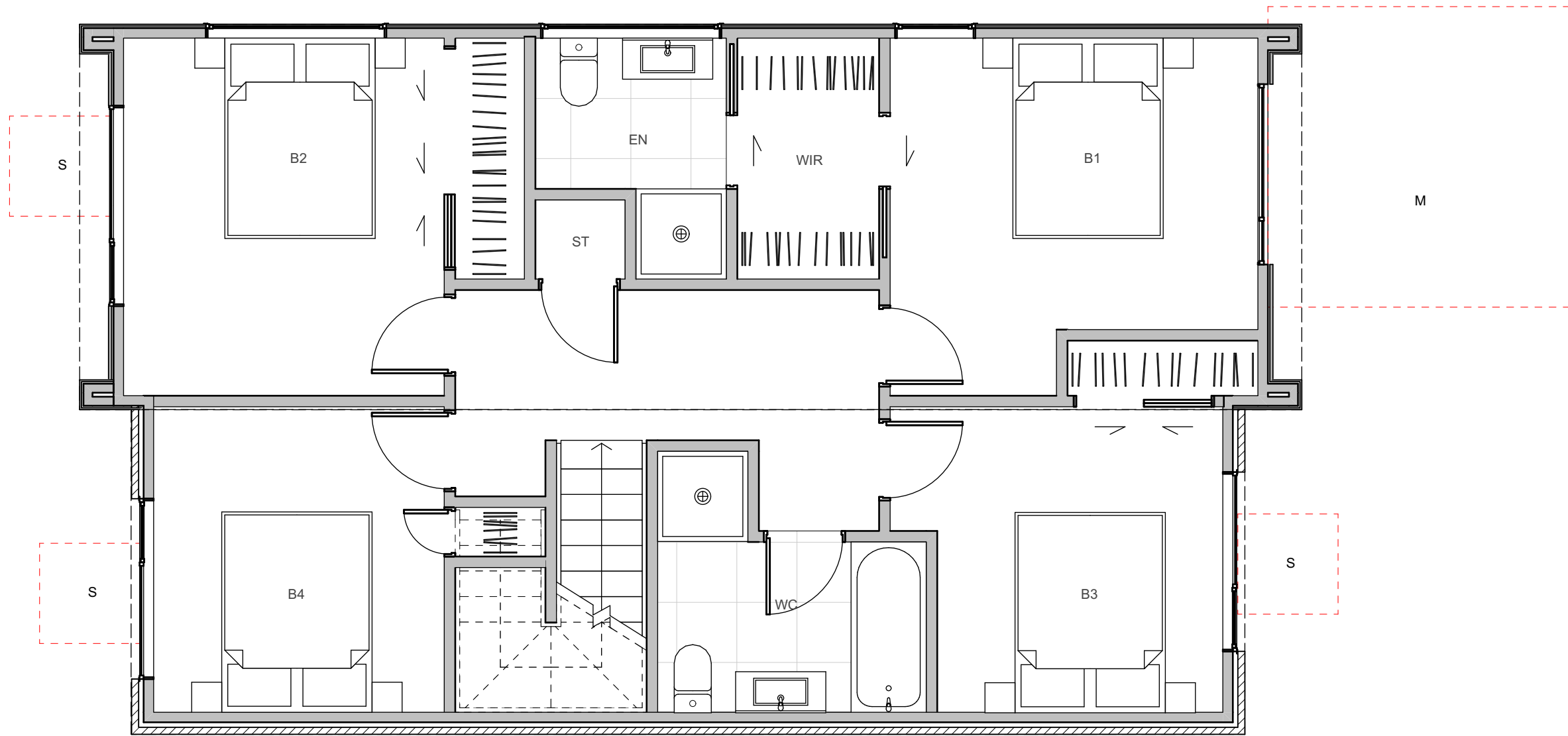
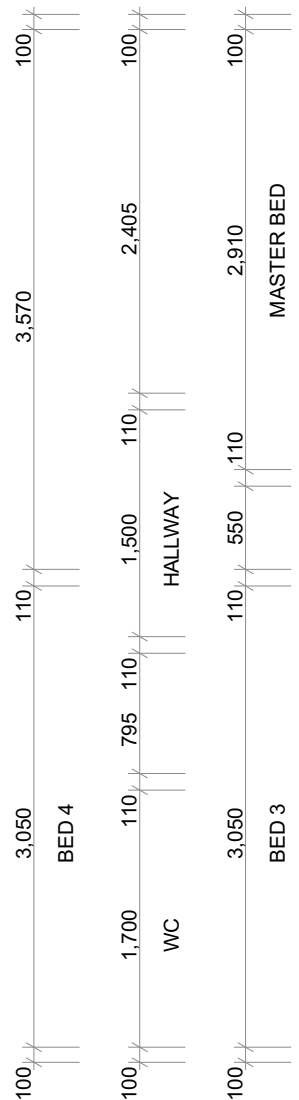
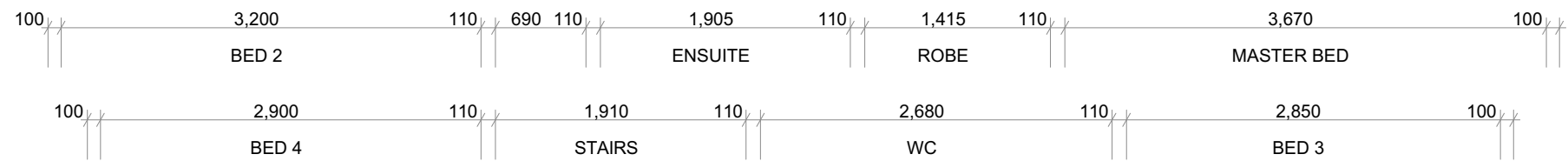
DRAWING TITLE 5G.2 - A3 (ZERO LOT)

SCALE 1:50

REVISION I.D A

DRAWING NO.

A-TS-204



WALL CLADDING

W01 → **TIMBER - VERTICAL - WHITEWASH STAIN**  
(HERMPAC OR ABODO VULCAN IN WHITE, OR SIMILAR)

W02 → **TIMBER - VERTICAL - NATURAL STAIN**  
(HERMPAC OR ABODO VULCAN IN NATURAL, OR SIMILAR)  
NOTE: NO OVERLY SATURATED / VIBRANT STAINS TO BE USED

W03 → **TIMBER - VERTICAL - DARK / CHARCOAL STAIN**  
(HERMPAC OR ABODO VULCAN IN EBONY/GRAPHITE, OR SIMILAR)

W04 → **GROOVED SHEET PRODUCT - VERTICAL - WHITE / LIGHT PAINT**  
JAMES HARDIE GROOVED AXON PANEL (133mm/400mm)

W05 → **GROOVED SHEET PRODUCT - VERTICAL - DARK PAINT**  
JAMES HARDIE GROOVED AXON PANEL (133mm/400mm)

W06 → **GROOVED SHEET PRODUCT - VERTICAL - BLACK PAINT**  
JAMES HARDIE GROOVED AXON PANEL (133mm/400mm)

ROOFING / JOINERY

**STEEL RIBBED ROOFING** - REFER TO COLOURS BELOW  
NOTE: THIS SPECIFICATION CAN ALSO BE USED FOR WALLS

**ALUMINIUM JOINERY** - REFER TO COLOURS BELOW

R01 → **STEEL TRAY** - COLORSTEEL TITANIA / CLOUD

J01 → **ALUMINIUM JOINERY** - COLORSTEEL TITANIA / CLOUD

R02 → **STEEL TRAY** - COLORSTEEL GULL GREY

J02 → **ALUMINIUM JOINERY** - COLORSTEEL GULL GREY

R03 → **STEEL TRAY** - COLORSTEEL IRONSAND

J03 → **ALUMINIUM JOINERY** - COLORSTEEL IRONSAND

R04 → **STEEL TRAY** - COLORSTEEL KARAKA / EBONY / WINDSOR GREY

J04 → **ALUMINIUM JOINERY** - COLORSTEEL KARAKA / EBONY / WINDSOR

ARCHITECTURAL FEATURES

**GABLE PICTURE FRAME**  
HIGHLIGHTS FEATURE CLADDING

PF →

**THIN FASCIA**  
CREATES A SENSE OF LIGHTNESS

TF →

**WINDOW SHROUD**  
HIGHLIGHT KEY GLAZING PANELS

WS →





TERRA STUDIO

5G.2 - A3 (ZERO LOT)

FLOOR PLAN SUMMARY

BEDROOMS	5
BATHROOMS	2.5
GARAGE	1
STOREYS	2

GROSS FLOOR AREA

GROUND FLOOR	78.0m <sup>2</sup>
FIRST FLOOR	78.0m <sup>2</sup>
BALCONY/DECK	
TOTAL AREA	156.0m <sup>2</sup>
BUILDING COVERAGE	83.0m <sup>2</sup>

NOTES:

GROSS FLOOR AREA IS MEASURED FROM THE OUTSIDE OF EXTERNAL WALL FRAMING, AND INCLUDES STAIRS AND STAIRWELLS AT EACH FLOOR, DECKS AND BALCONIES, UNLESS OTHERWISE STATED, ARE NOT INCLUDED IN GFA.

THE BUILDING COVERAGE TOTAL LISTED ON THIS SHEET DOES NOT ACCOUNT FOR ADDITIONAL SITE-SPECIFIC BUILDING COVERAGES SUCH AS DECKS OVER 1m IN HEIGHT AND OTHER STRUCTURES.

DESIGNS ARE SUBJECT TO RESOURCE CONSENT. REFER TO APPROVED INTERGRATED CONSENT MASTERPLAN DRAWINGS FOR LOT-SPECIFIC INFORMATION AND LANDSCAPE DESIGN.

DIMENSIONS MUST NOT BE SCALED FROM THE DRAWINGS

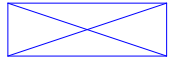
THE CONTRACTOR SHALL CONFIRM ALL DIMENSIONS AND LEVELS ON SITE PRIOR TO COMMENCING WORK.

LEGEND

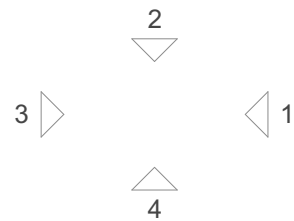
OUTLOOK

OUTDOOR LIVING SPACE  
4m x 5m / 20m<sup>2</sup>

BATTER SLOPE



ELEVATION KEY



ROOM KEY

E	ENTRY
L	LIVING ROOM
D	DINING
K	KITCHEN
WC	BATHROOM
EN	ENSUITE
B	BEDROOM
ST	STORAGE
G	GARAGE

WALL CLADDING

	W01 → <b>TIMBER - VERTICAL - WHITEWASH STAIN</b> (HERMPAC OR ABODO VULCAN IN WHITE, OR SIMILAR)
	W02 → <b>TIMBER - VERTICAL - NATURAL STAIN</b> (HERMPAC OR ABODO VULCAN IN NATURAL, OR SIMILAR) NOTE: NO OVERLY SATURATED / VIBRANT STAINS TO BE USED
	W03 → <b>TIMBER - VERTICAL - DARK / CHARCOAL STAIN</b> (HERMPAC OR ABODO VULCAN IN EBONY/GRAPHITE, OR SIMILAR)
	W04 → <b>GROOVED SHEET PRODUCT - VERTICAL - WHITE / LIGHT PAINT</b> JAMES HARDIE GROOVED AXON PANEL (133mm/400mm)
	W05 → <b>GROOVED SHEET PRODUCT - VERTICAL - DARK PAINT</b> JAMES HARDIE GROOVED AXON PANEL (133mm/400mm)
	W06 → <b>GROOVED SHEET PRODUCT - VERTICAL - BLACK PAINT</b> JAMES HARDIE GROOVED AXON PANEL (133mm/400mm)

	W07 → <b>WEATHERBOARD - HORIZONTAL - LIGHT PAINT</b>
	W08 → <b>WEATHERBOARD - HORIZONTAL - DARK PAINT</b>
	W09 → <b>WEATHERBOARD - HORIZONTAL - FEATURE TIMBER</b> (HERMPAC WEATHERBOARD IN NATURAL STAIN)
	W10 → <b>BRICK - RUNNING BOND - WHITE NATURAL FINISH</b>
	W11 → <b>BRICK - RUNNING BOND - BLACK FINISH</b>
	W12 → <b>BRICK - RUNNING BOND - NATURAL FINISH</b> 3-5 COLOUR MIX FOR VARIETY

ROOFING / JOINERY

	<b>STEEL RIBBED ROOFING - REFER TO COLOURS BELOW</b> NOTE: THIS SPECIFICATION CAN ALSO BE USED FOR WALLS
	<b>ALUMINIUM JOINERY - REFER TO COLOURS BELOW</b>
	R01 → <b>STEEL TRAY - COLORSTEEL TITANIA / CLOUD</b>
	J01 → <b>ALUMINIUM JOINERY - COLORSTEEL TITANIA / CLOUD</b>
	R02 → <b>STEEL TRAY - COLORSTEEL GULL GREY</b>
	J02 → <b>ALUMINIUM JOINERY - COLORSTEEL GULL GREY</b>
	R03 → <b>STEEL TRAY - COLORSTEEL IRONSAND</b>
	J03 → <b>ALUMINIUM JOINERY - COLORSTEEL IRONSAND</b>
	R04 → <b>STEEL TRAY - COLORSTEEL KARAKA / EBONY / WINDSOR GREY</b>
	J04 → <b>ALUMINIUM JOINERY - COLORSTEEL KARAKA / EBONY / WINDSOR</b>

ARCHITECTURAL FEATURES

			<b>GABLE PICTURE FRAME</b> HIGHLIGHTS FEATURE CLADDING PF →
			<b>THIN FASCIA</b> CREATES A SENSE OF LIGHTNESS TF →
			<b>WINDOW SHROUD</b> HIGHLIGHT KEY GLAZING PANELS WS →

CLIENT MYLAND PARTNERS

PROJECT NAME PROJECT

DRAWING TITLE 5G.2 - A3 (ZERO LOT) ELEVATIONS

SCALE 1:50

REVISION I.D A

DRAWING NO.

A-TS-205



TERRA STUDIO

5G.2 - A4 (ZERO LOT)

FLOOR PLAN SUMMARY

BEDROOMS	5
BATHROOMS	2.5
GARAGE	1
STOREYS	2

GROSS FLOOR AREA

GROUND FLOOR	78.0m <sup>2</sup>
FIRST FLOOR	78.0m <sup>2</sup>
BALCONY/DECK	
TOTAL AREA	156.0m <sup>2</sup>
BUILDING COVERAGE	82.2m <sup>2</sup>

NOTES:

GROSS FLOOR AREA IS MEASURED FROM THE OUTSIDE OF EXTERNAL WALL FRAMING, AND INCLUDES STAIRS AND STAIRWELLS AT EACH FLOOR, DECKS AND BALCONIES, UNLESS OTHERWISE STATED, ARE NOT INCLUDED IN GFA.

THE BUILDING COVERAGE TOTAL LISTED ON THIS SHEET DOES NOT ACCOUNT FOR ADDITIONAL SITE-SPECIFIC BUILDING COVERAGES SUCH AS DECKS OVER 1m IN HEIGHT AND OTHER STRUCTURES.

DESIGNS ARE SUBJECT TO RESOURCE CONSENT. REFER TO APPROVED INTERGRATED CONSENT MASTERPLAN DRAWINGS FOR LOT-SPECIFIC INFORMATION AND LANDSCAPE DESIGN.

DIMENSIONS MUST NOT BE SCALED FROM THE DRAWINGS

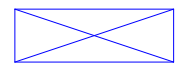
THE CONTRACTOR SHALL CONFIRM ALL DIMENSIONS AND LEVELS ON SITE PRIOR TO COMMENCING WORK.

LEGEND

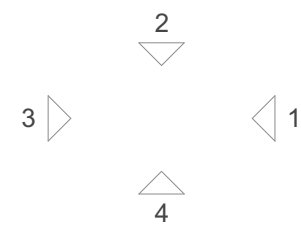
OUTLOOK

OUTDOOR LIVING SPACE  
4m x 5m / 20m<sup>2</sup>

BATTER SLOPE



ELEVATION KEY



ROOM KEY

E	ENTRY
L	LIVING ROOM
D	DINING
K	KITCHEN
WC	BATHROOM
EN	ENSUITE
B	BEDROOM
ST	STORAGE
G	GARAGE

CLIENT MYLAND PARTNERS

PROJECT NAME PROJECT

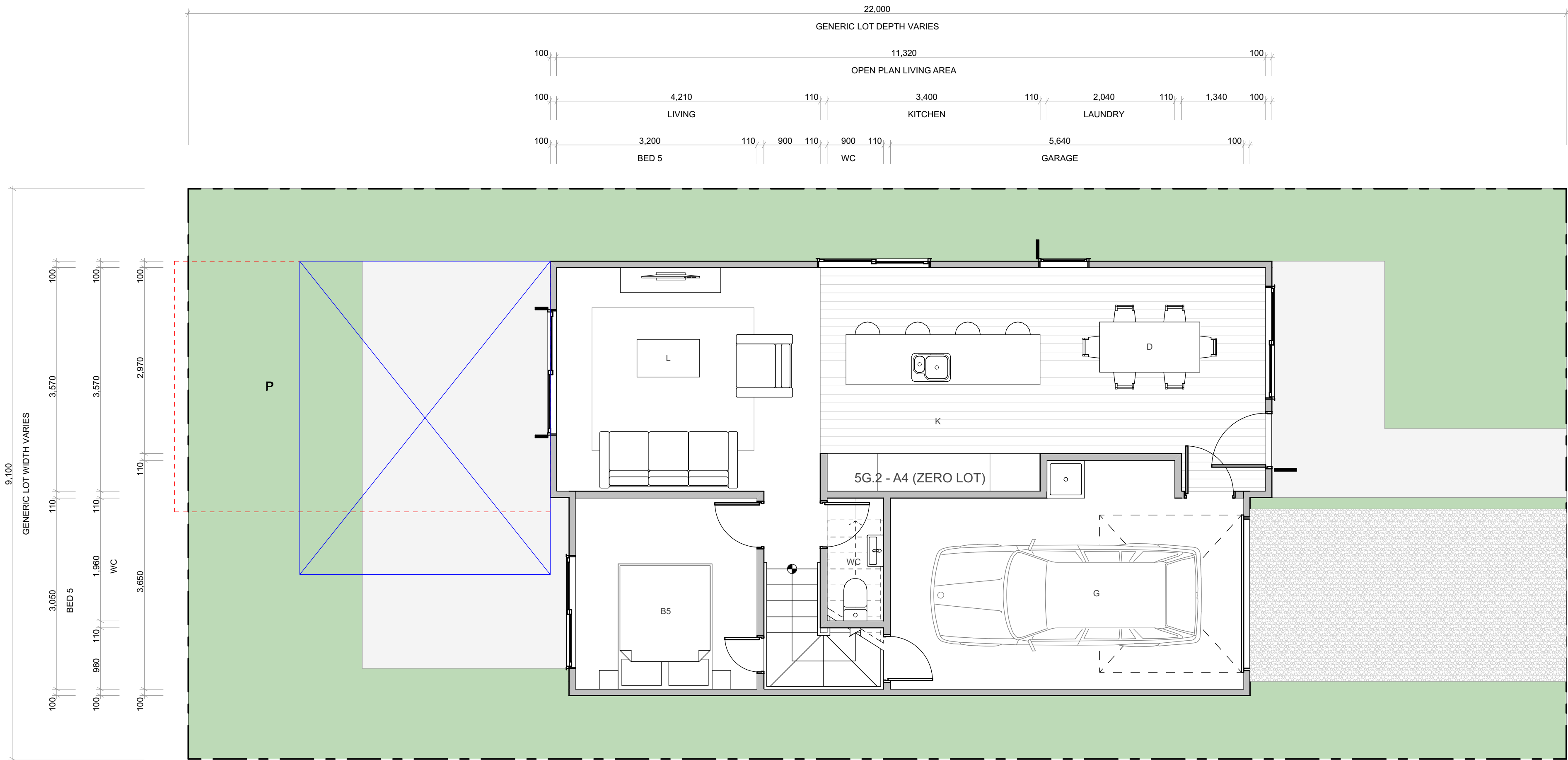
DRAWING TITLE 5G.2 - A4 (ZERO LOT)

SCALE 1:50

REVISION I.D A

DRAWING NO.

A-TS-206



WALL CLADDING

	W01 → <b>TIMBER</b> - VERTICAL - WHITEWASH STAIN (HERMPAC OR ABODO VULCAN IN WHITE, OR SIMILAR)
	W02 → <b>TIMBER</b> - VERTICAL - NATURAL STAIN (HERMPAC OR ABODO VULCAN IN NATURAL, OR SIMILAR) NOTE: NO OVERLY SATURATED / VIBRANT STAINS TO BE USED
	W03 → <b>TIMBER</b> - VERTICAL - DARK / CHARCOAL STAIN (HERMPAC OR ABODO VULCAN IN EBONY/GRAPHITE, OR SIMILAR)
	W04 → <b>GROOVED SHEET PRODUCT</b> - VERTICAL - WHITE / LIGHT PAINT JAMES HARDIE GROOVED AXON PANEL (133mm/400mm)
	W05 → <b>GROOVED SHEET PRODUCT</b> - VERTICAL - DARK PAINT JAMES HARDIE GROOVED AXON PANEL (133mm/400mm)
	W06 → <b>GROOVED SHEET PRODUCT</b> - VERTICAL - BLACK PAINT JAMES HARDIE GROOVED AXON PANEL (133mm/400mm)

ROOFING / JOINERY

	<b>STEEL RIBBED ROOFING</b> - REFER TO COLOURS BELOW NOTE: THIS SPECIFICATION CAN ALSO BE USED FOR WALLS
	<b>ALUMINIUM JOINERY</b> - REFER TO COLOURS BELOW
	R01 → <b>STEEL TRAY</b> - COLORSTEEL TITANIA / CLOUD
	J01 → <b>ALUMINIUM JOINERY</b> - COLORSTEEL TITANIA / CLOUD
	R02 → <b>STEEL TRAY</b> - COLORSTEEL GULL GREY
	J02 → <b>ALUMINIUM JOINERY</b> - COLORSTEEL GULL GREY
	R03 → <b>STEEL TRAY</b> - COLORSTEEL IRONSAND
	J03 → <b>ALUMINIUM JOINERY</b> - COLORSTEEL IRONSAND
	R04 → <b>STEEL TRAY</b> - COLORSTEEL KARAKA / EBONY / WINDSOR GREY
	J04 → <b>ALUMINIUM JOINERY</b> - COLORSTEEL KARAKA / EBONY / WINDSOR

ARCHITECTURAL FEATURES

			<b>GABLE PICTURE FRAME</b> HIGHLIGHTS FEATURE CLADDING PF →
			<b>THIN FASCIA</b> CREATES A SENSE OF LIGHTNESS TF →
			<b>WINDOW SHROUD</b> HIGHLIGHT KEY GLAZING PANELS WS →



TERRA STUDIO

5G.2 - A4 (ZERO LOT)

FLOOR PLAN SUMMARY

BEDROOMS	5
BATHROOMS	2.5
GARAGE	1
STOREYS	2

GROSS FLOOR AREA

GROUND FLOOR	78.0m <sup>2</sup>
FIRST FLOOR	78.0m <sup>2</sup>
BALCONY/DECK	
TOTAL AREA	156.0m <sup>2</sup>
BUILDING COVERAGE	82.2m <sup>2</sup>

NOTES:

GROSS FLOOR AREA IS MEASURED FROM THE OUTSIDE OF EXTERNAL WALL FRAMING, AND INCLUDES STAIRS AND STAIRWELLS AT EACH FLOOR, DECKS AND BALCONIES, UNLESS OTHERWISE STATED, ARE NOT INCLUDED IN GFA.

THE BUILDING COVERAGE TOTAL LISTED ON THIS SHEET DOES NOT ACCOUNT FOR ADDITIONAL SITE-SPECIFIC BUILDING COVERAGES SUCH AS DECKS OVER 1m IN HEIGHT AND OTHER STRUCTURES.

DESIGNS ARE SUBJECT TO RESOURCE CONSENT. REFER TO APPROVED INTERGRATED CONSENT MASTERPLAN DRAWINGS FOR LOT-SPECIFIC INFORMATION AND LANDSCAPE DESIGN.

DIMENSIONS MUST NOT BE SCALED FROM THE DRAWINGS

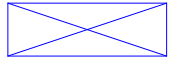
THE CONTRACTOR SHALL CONFIRM ALL DIMENSIONS AND LEVELS ON SITE PRIOR TO COMMENCING WORK.

LEGEND

OUTLOOK

OUTDOOR LIVING SPACE  
4m x 5m / 20m<sup>2</sup>

BATTER SLOPE



ELEVATION KEY



ROOM KEY

E	ENTRY
L	LIVING ROOM
D	DINING
K	KITCHEN
WC	BATHROOM
EN	ENSUITE
B	BEDROOM
ST	STORAGE
G	GARAGE

CLIENT MYLAND PARTNERS

PROJECT NAME PROJECT

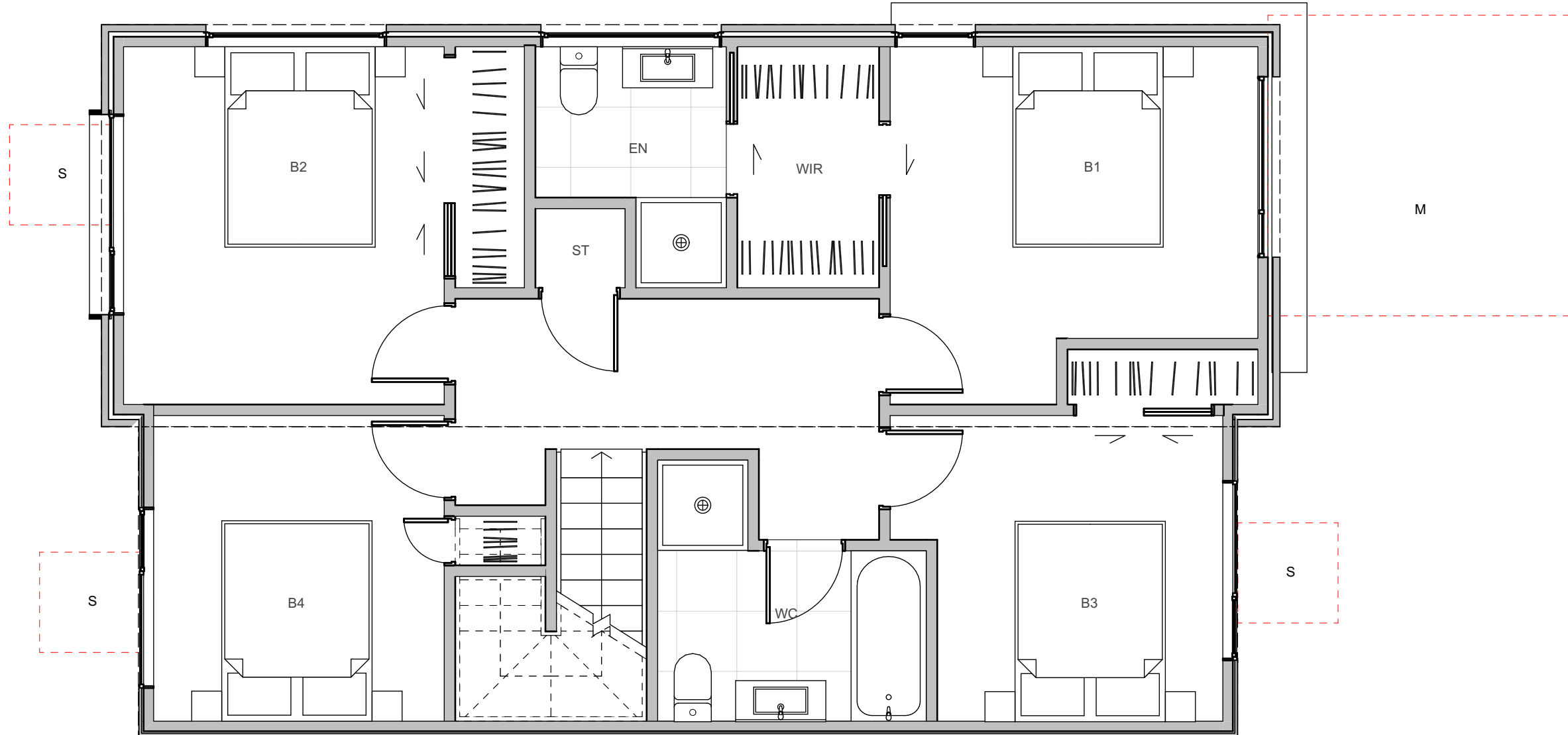
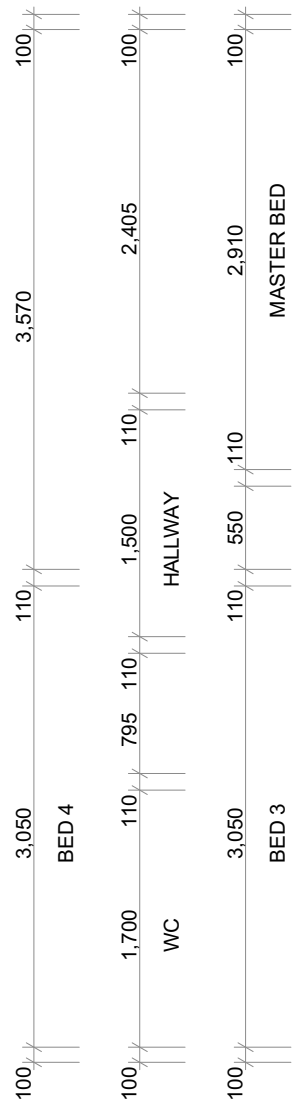
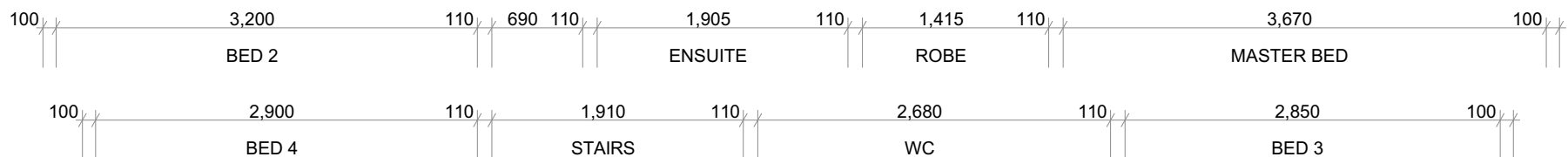
DRAWING TITLE 5G.2 - A4 (ZERO LOT)

SCALE 1:50

REVISION I.D A

DRAWING NO.

A-TS-207



WALL CLADDING

W01 → **TIMBER** - VERTICAL - WHITEWASH STAIN  
(HERMPAC OR ABODO VULCAN IN WHITE, OR SIMILAR)

W02 → **TIMBER** - VERTICAL - NATURAL STAIN  
(HERMPAC OR ABODO VULCAN IN NATURAL, OR SIMILAR)  
NOTE: NO OVERLY SATURATED / VIBRANT STAINS TO BE USED

W03 → **TIMBER** - VERTICAL - DARK / CHARCOAL STAIN  
(HERMPAC OR ABODO VULCAN IN EBONY/GRAPHITE, OR SIMILAR)

W04 → **GROOVED SHEET PRODUCT** - VERTICAL - WHITE / LIGHT PAINT  
JAMES HARDIE GROOVED AXON PANEL (133mm/400mm)

W05 → **GROOVED SHEET PRODUCT** - VERTICAL - DARK PAINT  
JAMES HARDIE GROOVED AXON PANEL (133mm/400mm)

W06 → **GROOVED SHEET PRODUCT** - VERTICAL - BLACK PAINT  
JAMES HARDIE GROOVED AXON PANEL (133mm/400mm)

W07 → **WEATHERBOARD** - HORIZONTAL - LIGHT PAINT

W08 → **WEATHERBOARD** - HORIZONTAL - DARK PAINT

W09 → **WEATHERBOARD** - HORIZONTAL - FEATURE TIMBER  
(HERMPAC WEATHERBOARD IN NATURAL STAIN)

W10 → **BRICK** - RUNNING BOND - WHITE NATURAL FINISH

W11 → **BRICK** - RUNNING BOND - BLACK FINISH

W12 → **BRICK** - RUNNING BOND - NATURAL FINISH  
3-5 COLOUR MIX FOR VARIETY

ROOFING / JOINERY

R01 → **STEEL RIBBED ROOFING** - REFER TO COLOURS BELOW  
NOTE: THIS SPECIFICATION CAN ALSO BE USED FOR WALLS

J01 → **ALUMINIUM JOINERY** - REFER TO COLOURS BELOW

R02 → **STEEL TRAY** - COLORSTEEL TITANIA / CLOUD

J02 → **ALUMINIUM JOINERY** - COLORSTEEL TITANIA / CLOUD

R03 → **STEEL TRAY** - COLORSTEEL GULL GREY

J03 → **ALUMINIUM JOINERY** - COLORSTEEL GULL GREY

R04 → **STEEL TRAY** - COLORSTEEL IRONSAND

J04 → **ALUMINIUM JOINERY** - COLORSTEEL IRONSAND

R05 → **STEEL TRAY** - COLORSTEEL KARAKA / EBONY / WINDSOR GREY

J06 → **ALUMINIUM JOINERY** - COLORSTEEL KARAKA / EBONY / WINDSOR

ARCHITECTURAL FEATURES

PF → **GABLE PICTURE FRAME**  
HIGHLIGHTS FEATURE CLADDING

TF → **THIN FASCIA**  
CREATES A SENSE OF LIGHTNESS

WS → **WINDOW SHROUD**  
HIGHLIGHT KEY GLAZING PANELS





## TERRA STUDIO

### 5G.2 - A4 (ZERO LOT)

#### FLOOR PLAN SUMMARY

BEDROOMS	5
BATHROOMS	2.5
GARAGE	1
STOREYS	2

#### GROSS FLOOR AREA

GROUND FLOOR	78.0m <sup>2</sup>
FIRST FLOOR	78.0m <sup>2</sup>
BALCONY/DECK	
TOTAL AREA	156.0m <sup>2</sup>
BUILDING COVERAGE	82.2m <sup>2</sup>

#### NOTES:

GROSS FLOOR AREA IS MEASURED FROM THE OUTSIDE OF EXTERNAL WALL FRAMING, AND INCLUDES STAIRS AND STAIRWELLS AT EACH FLOOR, DECKS AND BALCONIES, UNLESS OTHERWISE STATED, ARE NOT INCLUDED IN GFA.

THE BUILDING COVERAGE TOTAL LISTED ON THIS SHEET DOES NOT ACCOUNT FOR ADDITIONAL SITE-SPECIFIC BUILDING COVERAGES SUCH AS DECKS OVER 1m IN HEIGHT AND OTHER STRUCTURES.

DESIGNS ARE SUBJECT TO RESOURCE CONSENT. REFER TO APPROVED INTEGRATED CONSENT MASTERPLAN DRAWINGS FOR LOT-SPECIFIC INFORMATION AND LANDSCAPE DESIGN.

DIMENSIONS MUST NOT BE SCALED FROM THE DRAWINGS

THE CONTRACTOR SHALL CONFIRM ALL DIMENSIONS AND LEVELS ON SITE PRIOR TO COMMENCING WORK.

#### LEGEND

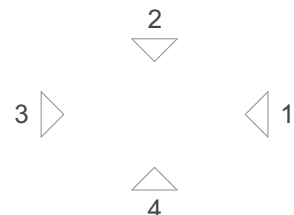
OUTLOOK

OUTDOOR LIVING SPACE  
4m x 5m / 20m<sup>2</sup>

BATTER SLOPE



#### ELEVATION KEY



#### ROOM KEY

E	ENTRY
L	LIVING ROOM
D	DINING
K	KITCHEN
WC	BATHROOM
EN	ENSUITE
B	BEDROOM
ST	STORAGE
G	GARAGE

#### WALL CLADDING

	W01 → <b>TIMBER - VERTICAL - WHITEWASH STAIN</b> (HERMPAC OR ABODO VULCAN IN WHITE, OR SIMILAR)
	W02 → <b>TIMBER - VERTICAL - NATURAL STAIN</b> (HERMPAC OR ABODO VULCAN IN NATURAL, OR SIMILAR) NOTE: NO OVERLY SATURATED / VIBRANT STAINS TO BE USED
	W03 → <b>TIMBER - VERTICAL - DARK / CHARCOAL STAIN</b> (HERMPAC OR ABODO VULCAN IN EBONY/GRAPHITE, OR SIMILAR)
	W04 → <b>GROOVED SHEET PRODUCT - VERTICAL - WHITE / LIGHT PAINT</b> JAMES HARDIE GROOVED AXON PANEL (133mm/400mm)
	W05 → <b>GROOVED SHEET PRODUCT - VERTICAL - DARK PAINT</b> JAMES HARDIE GROOVED AXON PANEL (133mm/400mm)
	W06 → <b>GROOVED SHEET PRODUCT - VERTICAL - BLACK PAINT</b> JAMES HARDIE GROOVED AXON PANEL (133mm/400mm)

	W07 → <b>WEATHERBOARD - HORIZONTAL - LIGHT PAINT</b>
	W08 → <b>WEATHERBOARD - HORIZONTAL - DARK PAINT</b>
	W09 → <b>WEATHERBOARD - HORIZONTAL - FEATURE TIMBER</b> (HERMPAC WEATHERBOARD IN NATURAL STAIN)
	W10 → <b>BRICK - RUNNING BOND - WHITE NATURAL FINISH</b>
	W11 → <b>BRICK - RUNNING BOND - BLACK FINISH</b>
	W12 → <b>BRICK - RUNNING BOND - NATURAL FINISH</b> 3-5 COLOUR MIX FOR VARIETY

#### ROOFING / JOINERY

	<b>STEEL RIBBED ROOFING - REFER TO COLOURS BELOW</b> NOTE: THIS SPECIFICATION CAN ALSO BE USED FOR WALLS
	<b>ALUMINIUM JOINERY - REFER TO COLOURS BELOW</b>
	R01 → <b>STEEL TRAY - COLORSTEEL TITANIA / CLOUD</b>
	J01 → <b>ALUMINIUM JOINERY - COLORSTEEL TITANIA / CLOUD</b>
	R02 → <b>STEEL TRAY - COLORSTEEL GULL GREY</b>
	J02 → <b>ALUMINIUM JOINERY - COLORSTEEL GULL GREY</b>
	R03 → <b>STEEL TRAY - COLORSTEEL IRONSAND</b>
	J03 → <b>ALUMINIUM JOINERY - COLORSTEEL IRONSAND</b>
	R04 → <b>STEEL TRAY - COLORSTEEL KARAKA / EBONY / WINDSOR GREY</b>
	J04 → <b>ALUMINIUM JOINERY - COLORSTEEL KARAKA / EBONY / WINDSOR</b>

#### ARCHITECTURAL FEATURES

			<b>GABLE PICTURE FRAME</b> HIGHLIGHTS FEATURE CLADDING PF →
			<b>THIN FASCIA</b> CREATES A SENSE OF LIGHTNESS TF →
			<b>WINDOW SHROUD</b> HIGHLIGHT KEY GLAZING PANELS WS →

CLIENT MYLAND PARTNERS

PROJECT NAME PROJECT

DRAWING TITLE 5G.2 - A4 (ZERO LOT)  
ELEVATIONS

SCALE 1:50

REVISION I.D A

DRAWING NO.

A-TS-208



FLOOR PLAN SUMMARY

BEDROOMS	5
BATHROOMS	2.5
GARAGE	1
STOREYS	2

GROSS FLOOR AREA

GROUND FLOOR	77.8m <sup>2</sup>
FIRST FLOOR	77.8m <sup>2</sup>
BALCONY/DECK	
TOTAL AREA	155.6m <sup>2</sup>
BUILDING COVERAGE	80.2m <sup>2</sup>

NOTES:

GROSS FLOOR AREA IS MEASURED FROM THE OUTSIDE OF EXTERNAL WALL FRAMING, AND INCLUDES STAIRS AND STAIRWELLS AT EACH FLOOR, DECKS AND BALCONIES, UNLESS OTHERWISE STATED, ARE NOT INCLUDED IN GFA.

THE BUILDING COVERAGE TOTAL LISTED ON THIS SHEET DOES NOT ACCOUNT FOR ADDITIONAL SITE-SPECIFIC BUILDING COVERAGES SUCH AS DECKS OVER 1m IN HEIGHT AND OTHER STRUCTURES.

DESIGNS ARE SUBJECT TO RESOURCE CONSENT. REFER TO APPROVED INTERGRATED CONSENT MASTERPLAN DRAWINGS FOR LOT-SPECIFIC INFORMATION AND LANDSCAPE DESIGN.

DIMENSIONS MUST NOT BE SCALED FROM THE DRAWINGS

THE CONTRACTOR SHALL CONFIRM ALL DIMENSIONS AND LEVELS ON SITE PRIOR TO COMMENCING WORK.

LEGEND

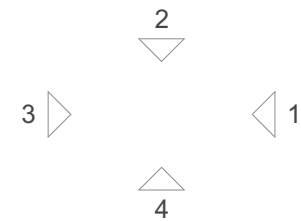
OUTLOOK

OUTDOOR LIVING SPACE  
4m x 5m / 20m<sup>2</sup>

BATTER SLOPE



ELEVATION KEY



ROOM KEY

E	ENTRY
L	LIVING ROOM
D	DINING
K	KITCHEN
WC	BATHROOM
EN	ENSUITE
B	BEDROOM
ST	STORAGE
G	GARAGE

CLIENT MYLAND PARTNERS

PROJECT NAME PROJECT

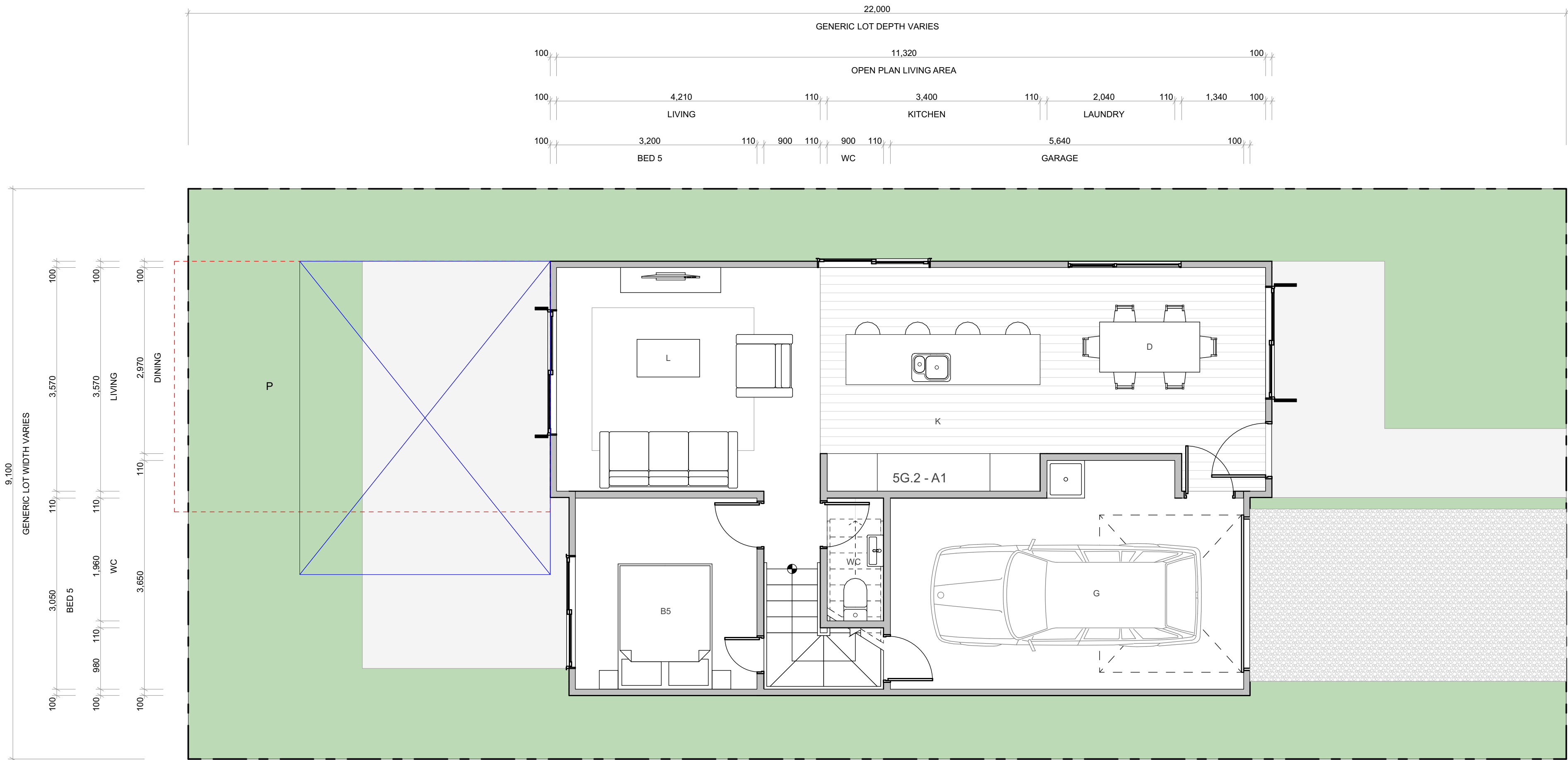
DRAWING TITLE 5G.2 - A1

SCALE 1:50

REVISION I.D A

DRAWING NO.

A-TS-209



WALL CLADDING

	W01 → <b>TIMBER - VERTICAL - WHITEWASH STAIN</b> (HERMPAC OR ABODO VULCAN IN WHITE, OR SIMILAR)
	W02 → <b>TIMBER - VERTICAL - NATURAL STAIN</b> (HERMPAC OR ABODO VULCAN IN NATURAL, OR SIMILAR) NOTE: NO OVERLY SATURATED / VIBRANT STAINS TO BE USED
	W03 → <b>TIMBER - VERTICAL - DARK / CHARCOAL STAIN</b> (HERMPAC OR ABODO VULCAN IN EBONY/GRAPHITE, OR SIMILAR)
	W04 → <b>GROOVED SHEET PRODUCT - VERTICAL - WHITE / LIGHT PAINT</b> JAMES HARDIE GROOVED AXON PANEL (133mm/400mm)
	W05 → <b>GROOVED SHEET PRODUCT - VERTICAL - DARK PAINT</b> JAMES HARDIE GROOVED AXON PANEL (133mm/400mm)
	W06 → <b>GROOVED SHEET PRODUCT - VERTICAL - BLACK PAINT</b> JAMES HARDIE GROOVED AXON PANEL (133mm/400mm)

	W07 → <b>WEATHERBOARD - HORIZONTAL - LIGHT PAINT</b>
	W08 → <b>WEATHERBOARD - HORIZONTAL - DARK PAINT</b>
	W09 → <b>WEATHERBOARD - HORIZONTAL - FEATURE TIMBER</b> (HERMPAC WEATHERBOARD IN NATURAL STAIN)
	W10 → <b>BRICK - RUNNING BOND - WHITE NATURAL FINISH</b>
	W11 → <b>BRICK - RUNNING BOND - BLACK FINISH</b>
	W12 → <b>BRICK - RUNNING BOND - NATURAL FINISH</b> 3-5 COLOUR MIX FOR VARIETY

ROOFING / JOINERY

	<b>STEEL RIBBED ROOFING - REFER TO COLOURS BELOW</b> NOTE: THIS SPECIFICATION CAN ALSO BE USED FOR WALLS
	<b>ALUMINIUM JOINERY - REFER TO COLOURS BELOW</b>
	R01 → <b>STEEL TRAY - COLORSTEEL TITANIA / CLOUD</b>
	J01 → <b>ALUMINIUM JOINERY - COLORSTEEL TITANIA / CLOUD</b>
	R02 → <b>STEEL TRAY - COLORSTEEL GULL GREY</b>
	J02 → <b>ALUMINIUM JOINERY - COLORSTEEL GULL GREY</b>
	R03 → <b>STEEL TRAY - COLORSTEEL IRONSAND</b>
	J03 → <b>ALUMINIUM JOINERY - COLORSTEEL IRONSAND</b>
	R04 → <b>STEEL TRAY - COLORSTEEL KARAKA / EBONY / WINDSOR GREY</b>
	J04 → <b>ALUMINIUM JOINERY - COLORSTEEL KARAKA / EBONY / WINDSOR</b>

ARCHITECTURAL FEATURES

			<b>GABLE PICTURE FRAME</b> HIGHLIGHTS FEATURE CLADDING PF →
			<b>THIN FASCIA</b> CREATES A SENSE OF LIGHTNESS TF →
			<b>WINDOW SHROUD</b> HIGHLIGHT KEY GLAZING PANELS WS →



FLOOR PLAN SUMMARY

BEDROOMS	5
BATHROOMS	2.5
GARAGE	1
STOREYS	2

GROSS FLOOR AREA

GROUND FLOOR	77.8m <sup>2</sup>
FIRST FLOOR	77.8m <sup>2</sup>
BALCONY/DECK	
TOTAL AREA	155.6m <sup>2</sup>
BUILDING COVERAGE	80.2m <sup>2</sup>

NOTES:

GROSS FLOOR AREA IS MEASURED FROM THE OUTSIDE OF EXTERNAL WALL FRAMING, AND INCLUDES STAIRS AND STAIRWELLS AT EACH FLOOR, DECKS AND BALCONIES, UNLESS OTHERWISE STATED, ARE NOT INCLUDED IN GFA.

THE BUILDING COVERAGE TOTAL LISTED ON THIS SHEET DOES NOT ACCOUNT FOR ADDITIONAL SITE-SPECIFIC BUILDING COVERAGES SUCH AS DECKS OVER 1m IN HEIGHT AND OTHER STRUCTURES.

DESIGNS ARE SUBJECT TO RESOURCE CONSENT. REFER TO APPROVED INTERGRATED CONSENT MASTERPLAN DRAWINGS FOR LOT-SPECIFIC INFORMATION AND LANDSCAPE DESIGN.

DIMENSIONS MUST NOT BE SCALED FROM THE DRAWINGS

THE CONTRACTOR SHALL CONFIRM ALL DIMENSIONS AND LEVELS ON SITE PRIOR TO COMMENCING WORK.

LEGEND

OUTLOOK

OUTDOOR LIVING SPACE  
4m x 5m / 20m<sup>2</sup>

BATTER SLOPE



ELEVATION KEY



ROOM KEY

E	ENTRY
L	LIVING ROOM
D	DINING
K	KITCHEN
WC	BATHROOM
EN	ENSUITE
B	BEDROOM
ST	STORAGE
G	GARAGE

CLIENT MYLAND PARTNERS

PROJECT NAME PROJECT

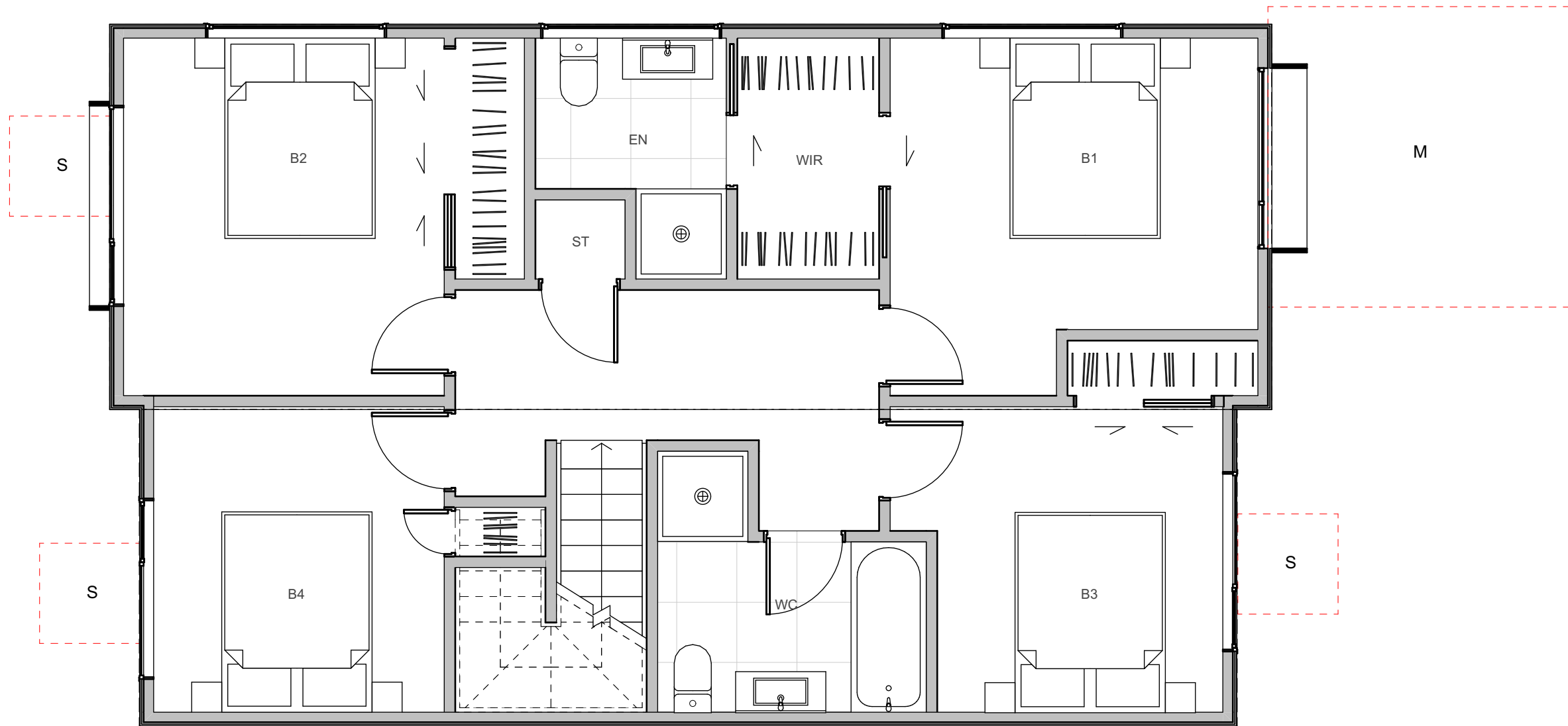
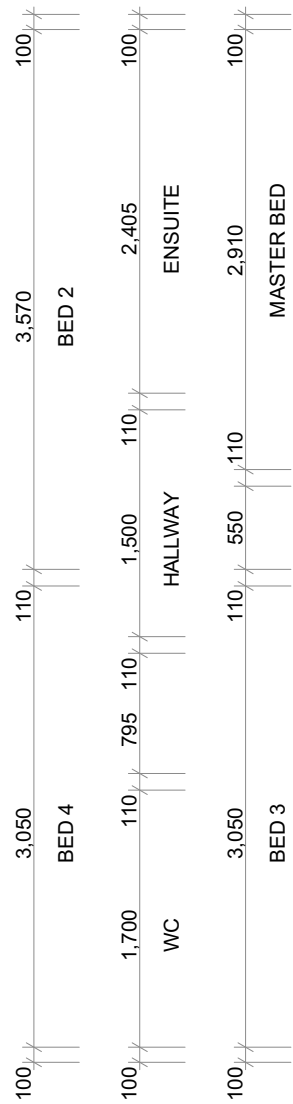
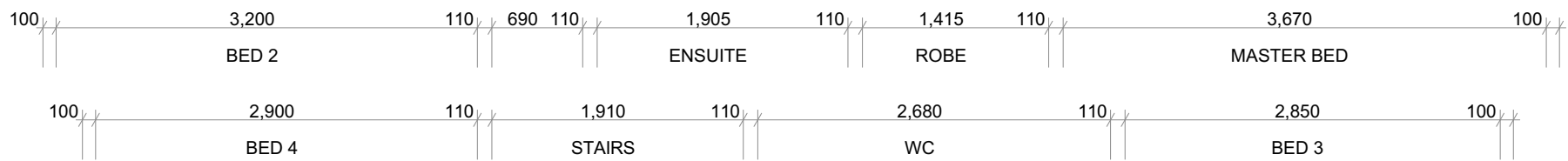
DRAWING TITLE 5G.2 - A1

SCALE 1:50

REVISION I.D A

DRAWING NO.

A-TS-210



WALL CLADDING

W01

TIMBER - VERTICAL - WHITEWASH STAIN  
(HERMPAC OR ABODO VULCAN IN WHITE, OR SIMILAR)

W02

TIMBER - VERTICAL - NATURAL STAIN  
(HERMPAC OR ABODO VULCAN IN NATURAL, OR SIMILAR)  
NOTE: NO OVERLY SATURATED / VIBRANT STAINS TO BE USED

W03

TIMBER - VERTICAL - DARK / CHARCOAL STAIN  
(HERMPAC OR ABODO VULCAN IN EBONY/GRAPHITE, OR SIMILAR)

W04

GROOVED SHEET PRODUCT - VERTICAL - WHITE / LIGHT PAINT  
JAMES HARDIE GROOVED AXON PANEL (133mm/400mm)

W05

GROOVED SHEET PRODUCT - VERTICAL - DARK PAINT  
JAMES HARDIE GROOVED AXON PANEL (133mm/400mm)

W06

GROOVED SHEET PRODUCT - VERTICAL - BLACK PAINT  
JAMES HARDIE GROOVED AXON PANEL (133mm/400mm)

W07

WEATHERBOARD - HORIZONTAL - LIGHT PAINT

W08

WEATHERBOARD - HORIZONTAL - DARK PAINT

W09

WEATHERBOARD - HORIZONTAL - FEATURE TIMBER  
(HERMPAC WEATHERBOARD IN NATURAL STAIN)

W10

BRICK - RUNNING BOND - WHITE NATURAL FINISH

W11

BRICK - RUNNING BOND - BLACK FINISH

W12

BRICK - RUNNING BOND - NATURAL FINISH  
3-5 COLOUR MIX FOR VARIETY

ROOFING / JOINERY

STEEL RIBBED ROOFING

- REFER TO COLOURS BELOW  
NOTE: THIS SPECIFICATION CAN ALSO BE USED FOR WALLS

ALUMINIUM JOINERY

- REFER TO COLOURS BELOW

R01

STEEL TRAY - COLORSTEEL TITANIA / CLOUD

J01

ALUMINIUM JOINERY - COLORSTEEL TITANIA / CLOUD

R02

STEEL TRAY - COLORSTEEL GULL GREY

J02

ALUMINIUM JOINERY - COLORSTEEL GULL GREY

R03

STEEL TRAY - COLORSTEEL IRONSAND

J03

ALUMINIUM JOINERY - COLORSTEEL IRONSAND

R04

STEEL TRAY - COLORSTEEL KARAKA / EBONY / WINDSOR GREY

J04

ALUMINIUM JOINERY - COLORSTEEL KARAKA / EBONY / WINDSOR

ARCHITECTURAL FEATURES

GABLE PICTURE FRAME

HIGHLIGHTS FEATURE CLADDING

PF

THIN FASCIA

CREATES A SENSE OF LIGHTNESS

TF

WINDOW SHROUD

HIGHLIGHT KEY GLAZING PANELS

WS





## TERRA STUDIO

### 5G.2 - A1

#### FLOOR PLAN SUMMARY

BEDROOMS	5
BATHROOMS	2.5
GARAGE	1
STOREYS	2

#### GROSS FLOOR AREA

GROUND FLOOR	77.8m <sup>2</sup>
FIRST FLOOR	77.8m <sup>2</sup>
BALCONY/DECK	
TOTAL AREA	155.6m <sup>2</sup>
BUILDING COVERAGE	80.2m <sup>2</sup>

#### NOTES:

GROSS FLOOR AREA IS MEASURED FROM THE OUTSIDE OF EXTERNAL WALL FRAMING, AND INCLUDES STAIRS AND STAIRWELLS AT EACH FLOOR, DECKS AND BALCONIES, UNLESS OTHERWISE STATED, ARE NOT INCLUDED IN GFA.

THE BUILDING COVERAGE TOTAL LISTED ON THIS SHEET DOES NOT ACCOUNT FOR ADDITIONAL SITE-SPECIFIC BUILDING COVERAGES SUCH AS DECKS OVER 1m IN HEIGHT AND OTHER STRUCTURES.

DESIGNS ARE SUBJECT TO RESOURCE CONSENT. REFER TO APPROVED INTERGRATED CONSENT MASTERPLAN DRAWINGS FOR LOT-SPECIFIC INFORMATION AND LANDSCAPE DESIGN.

DIMENSIONS MUST NOT BE SCALED FROM THE DRAWINGS

THE CONTRACTOR SHALL CONFIRM ALL DIMENSIONS AND LEVELS ON SITE PRIOR TO COMMENCING WORK.

#### LEGEND

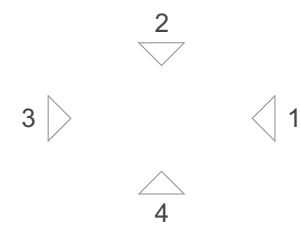
OUTLOOK

OUTDOOR LIVING SPACE  
4m x 5m / 20m<sup>2</sup>

BATTER SLOPE



#### ELEVATION KEY



#### ROOM KEY

E	ENTRY
L	LIVING ROOM
D	DINING
K	KITCHEN
WC	BATHROOM
EN	ENSUITE
B	BEDROOM
ST	STORAGE
G	GARAGE

#### WALL CLADDING

	W01 → <b>TIMBER</b> - VERTICAL - WHITEWASH STAIN (HERMPAC OR ABODO VULCAN IN WHITE, OR SIMILAR)
	W02 → <b>TIMBER</b> - VERTICAL - NATURAL STAIN (HERMPAC OR ABODO VULCAN IN NATURAL, OR SIMILAR) NOTE: NO OVERLY SATURATED / VIBRANT STAINS TO BE USED
	W03 → <b>TIMBER</b> - VERTICAL - DARK / CHARCOAL STAIN (HERMPAC OR ABODO VULCAN IN EBONY/GRAPHITE, OR SIMILAR)
	W04 → <b>GROOVED SHEET PRODUCT</b> - VERTICAL - WHITE / LIGHT PAINT JAMES HARDIE GROOVED AXON PANEL (133mm/400mm)
	W05 → <b>GROOVED SHEET PRODUCT</b> - VERTICAL - DARK PAINT JAMES HARDIE GROOVED AXON PANEL (133mm/400mm)
	W06 → <b>GROOVED SHEET PRODUCT</b> - VERTICAL - BLACK PAINT JAMES HARDIE GROOVED AXON PANEL (133mm/400mm)

	W07 → <b>WEATHERBOARD</b> - HORIZONTAL - LIGHT PAINT
	W08 → <b>WEATHERBOARD</b> - HORIZONTAL - DARK PAINT
	W09 → <b>WEATHERBOARD</b> - HORIZONTAL - FEATURE TIMBER (HERMPAC WEATHERBOARD IN NATURAL STAIN)
	W10 → <b>BRICK</b> - RUNNING BOND - WHITE NATURAL FINISH
	W11 → <b>BRICK</b> - RUNNING BOND - BLACK FINISH
	W12 → <b>BRICK</b> - RUNNING BOND - NATURAL FINISH 3-5 COLOUR MIX FOR VARIETY

#### ROOFING / JOINERY

	<b>STEEL RIBBED ROOFING</b> - REFER TO COLOURS BELOW NOTE: THIS SPECIFICATION CAN ALSO BE USED FOR WALLS
	<b>ALUMINIUM JOINERY</b> - REFER TO COLOURS BELOW
	R01 → <b>STEEL TRAY</b> - COLORSTEEL TITANIA / CLOUD J01 → <b>ALUMINIUM JOINERY</b> - COLORSTEEL TITANIA / CLOUD
	R02 → <b>STEEL TRAY</b> - COLORSTEEL GULL GREY J02 → <b>ALUMINIUM JOINERY</b> - COLORSTEEL GULL GREY
	R03 → <b>STEEL TRAY</b> - COLORSTEEL IRONSAND J03 → <b>ALUMINIUM JOINERY</b> - COLORSTEEL IRONSAND
	R04 → <b>STEEL TRAY</b> - COLORSTEEL KARAKA / EBONY / WINDSOR GREY J04 → <b>ALUMINIUM JOINERY</b> - COLORSTEEL KARAKA / EBONY / WINDSOR

#### ARCHITECTURAL FEATURES

			<b>GABLE PICTURE FRAME</b> HIGHLIGHTS FEATURE CLADDING PF →
			<b>THIN FASCIA</b> CREATES A SENSE OF LIGHTNESS TF →
			<b>WINDOW SHROUD</b> HIGHLIGHT KEY GLAZING PANELS WS →

CLIENT MYLAND PARTNERS

PROJECT NAME PROJECT

DRAWING TITLE 5G.2 - A1 ELEVATIONS

SCALE 1:50

REVISION I.D A

DRAWING NO.

A-TS-211



FLOOR PLAN SUMMARY

BEDROOMS	5
BATHROOMS	2.5
GARAGE	1
STOREYS	2

GROSS FLOOR AREA

GROUND FLOOR	77.8m <sup>2</sup>
FIRST FLOOR	77.8m <sup>2</sup>
BALCONY/DECK	
TOTAL AREA	155.6m <sup>2</sup>
BUILDING COVERAGE	81.7m <sup>2</sup>

NOTES:

GROSS FLOOR AREA IS MEASURED FROM THE OUTSIDE OF EXTERNAL WALL FRAMING, AND INCLUDES STAIRS AND STAIRWELLS AT EACH FLOOR, DECKS AND BALCONIES, UNLESS OTHERWISE STATED, ARE NOT INCLUDED IN GFA.

THE BUILDING COVERAGE TOTAL LISTED ON THIS SHEET DOES NOT ACCOUNT FOR ADDITIONAL SITE-SPECIFIC BUILDING COVERAGES SUCH AS DECKS OVER 1m IN HEIGHT AND OTHER STRUCTURES.

DESIGNS ARE SUBJECT TO RESOURCE CONSENT. REFER TO APPROVED INTERGRATED CONSENT MASTERPLAN DRAWINGS FOR LOT-SPECIFIC INFORMATION AND LANDSCAPE DESIGN.

DIMENSIONS MUST NOT BE SCALED FROM THE DRAWINGS

THE CONTRACTOR SHALL CONFIRM ALL DIMENSIONS AND LEVELS ON SITE PRIOR TO COMMENCING WORK.

LEGEND

OUTLOOK

OUTDOOR LIVING SPACE  
4m x 5m / 20m<sup>2</sup>

BATTER SLOPE



ELEVATION KEY



ROOM KEY

E	ENTRY
L	LIVING ROOM
D	DINING
K	KITCHEN
WC	BATHROOM
EN	ENSUITE
B	BEDROOM
ST	STORAGE
G	GARAGE

WALL CLADDING

	W01 → <b>TIMBER</b> - VERTICAL - WHITEWASH STAIN (HERMPAC OR ABODO VULCAN IN WHITE, OR SIMILAR)
	W02 → <b>TIMBER</b> - VERTICAL - NATURAL STAIN (HERMPAC OR ABODO VULCAN IN NATURAL, OR SIMILAR) NOTE: NO OVERLY SATURATED / VIBRANT STAINS TO BE USED
	W03 → <b>TIMBER</b> - VERTICAL - DARK / CHARCOAL STAIN (HERMPAC OR ABODO VULCAN IN EBONY/GRAPHITE, OR SIMILAR)
	W04 → <b>GROOVED SHEET PRODUCT</b> - VERTICAL - WHITE / LIGHT PAINT JAMES HARDIE GROOVED AXON PANEL (133mm/400mm)
	W05 → <b>GROOVED SHEET PRODUCT</b> - VERTICAL - DARK PAINT JAMES HARDIE GROOVED AXON PANEL (133mm/400mm)
	W06 → <b>GROOVED SHEET PRODUCT</b> - VERTICAL - BLACK PAINT JAMES HARDIE GROOVED AXON PANEL (133mm/400mm)

	W07 → <b>WEATHERBOARD</b> - HORIZONTAL - LIGHT PAINT
	W08 → <b>WEATHERBOARD</b> - HORIZONTAL - DARK PAINT
	W09 → <b>WEATHERBOARD</b> - HORIZONTAL - FEATURE TIMBER (HERMPAC WEATHERBOARD IN NATURAL STAIN)
	W10 → <b>BRICK</b> - RUNNING BOND - WHITE NATURAL FINISH
	W11 → <b>BRICK</b> - RUNNING BOND - BLACK FINISH
	W12 → <b>BRICK</b> - RUNNING BOND - NATURAL FINISH 3-5 COLOUR MIX FOR VARIETY

ROOFING / JOINERY

	<b>STEEL RIBBED ROOFING</b> - REFER TO COLOURS BELOW NOTE: THIS SPECIFICATION CAN ALSO BE USED FOR WALLS
	<b>ALUMINIUM JOINERY</b> - REFER TO COLOURS BELOW
	R01 → <b>STEEL TRAY</b> - COLORSTEEL TITANIA / CLOUD
	J01 → <b>ALUMINIUM JOINERY</b> - COLORSTEEL TITANIA / CLOUD
	R02 → <b>STEEL TRAY</b> - COLORSTEEL GULL GREY
	J02 → <b>ALUMINIUM JOINERY</b> - COLORSTEEL GULL GREY
	R03 → <b>STEEL TRAY</b> - COLORSTEEL IRONSAND
	J03 → <b>ALUMINIUM JOINERY</b> - COLORSTEEL IRONSAND
	R04 → <b>STEEL TRAY</b> - COLORSTEEL KARAKA / EBONY / WINDSOR GREY
	J04 → <b>ALUMINIUM JOINERY</b> - COLORSTEEL KARAKA / EBONY / WINDSOR

ARCHITECTURAL FEATURES

			<b>GABLE PICTURE FRAME</b> HIGHLIGHTS FEATURE CLADDING PF →
			<b>THIN FASCIA</b> CREATES A SENSE OF LIGHTNESS TF →
			<b>WINDOW SHROUD</b> HIGHLIGHT KEY GLAZING PANELS WS →

CLIENT MYLAND PARTNERS

PROJECT NAME PROJECT

DRAWING TITLE 5G.2 - A2

SCALE 1:50

REVISION I.D A

DRAWING NO.

A-TS-212



FLOOR PLAN SUMMARY

BEDROOMS	5
BATHROOMS	2.5
GARAGE	1
STOREYS	2

GROSS FLOOR AREA

GROUND FLOOR	77.8m <sup>2</sup>
FIRST FLOOR	77.8m <sup>2</sup>
BALCONY/DECK	
TOTAL AREA	155.6m <sup>2</sup>
BUILDING COVERAGE	81.7m <sup>2</sup>

NOTES:

GROSS FLOOR AREA IS MEASURED FROM THE OUTSIDE OF EXTERNAL WALL FRAMING, AND INCLUDES STAIRS AND STAIRWELLS AT EACH FLOOR, DECKS AND BALCONIES, UNLESS OTHERWISE STATED, ARE NOT INCLUDED IN GFA.

THE BUILDING COVERAGE TOTAL LISTED ON THIS SHEET DOES NOT ACCOUNT FOR ADDITIONAL SITE-SPECIFIC BUILDING COVERAGES SUCH AS DECKS OVER 1m IN HEIGHT AND OTHER STRUCTURES.

DESIGNS ARE SUBJECT TO RESOURCE CONSENT. REFER TO APPROVED INTERGRATED CONSENT MASTERPLAN DRAWINGS FOR LOT-SPECIFIC INFORMATION AND LANDSCAPE DESIGN.

DIMENSIONS MUST NOT BE SCALED FROM THE DRAWINGS

THE CONTRACTOR SHALL CONFIRM ALL DIMENSIONS AND LEVELS ON SITE PRIOR TO COMMENCING WORK.

LEGEND

OUTLOOK

OUTDOOR LIVING SPACE  
4m x 5m / 20m<sup>2</sup>

BATTER SLOPE



ELEVATION KEY



ROOM KEY

E	ENTRY
L	LIVING ROOM
D	DINING
K	KITCHEN
WC	BATHROOM
EN	ENSUITE
B	BEDROOM
ST	STORAGE
G	GARAGE

CLIENT MYLAND PARTNERS

PROJECT NAME PROJECT

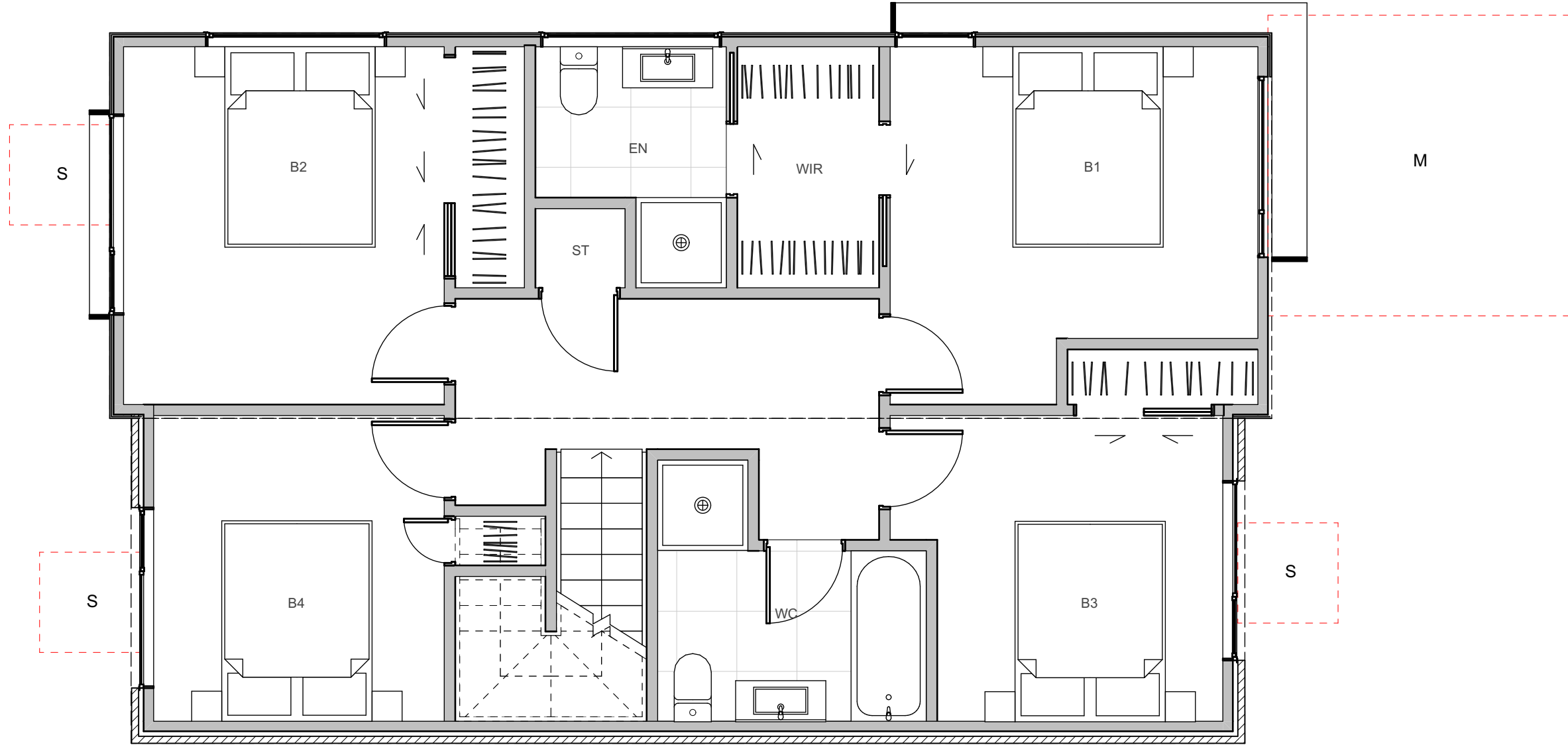
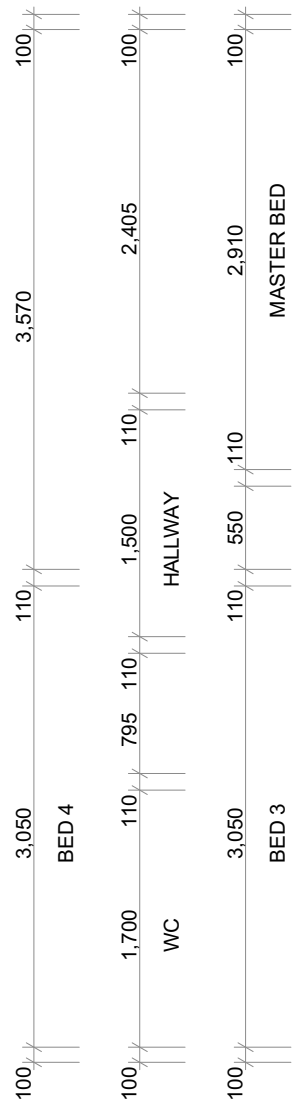
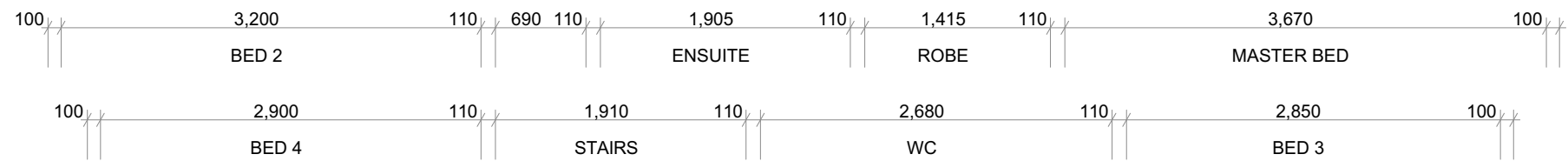
DRAWING TITLE 5G.2 - A2

SCALE 1:50

REVISION I.D A

DRAWING NO.

A-TS-213



WALL CLADDING

W01 → **TIMBER** - VERTICAL - WHITEWASH STAIN  
(HERMPAC OR ABODO VULCAN IN WHITE, OR SIMILAR)

W02 → **TIMBER** - VERTICAL - NATURAL STAIN  
(HERMPAC OR ABODO VULCAN IN NATURAL, OR SIMILAR)  
NOTE: NO OVERLY SATURATED / VIBRANT STAINS TO BE USED

W03 → **TIMBER** - VERTICAL - DARK / CHARCOAL STAIN  
(HERMPAC OR ABODO VULCAN IN EBONY/GRAPHITE, OR SIMILAR)

W04 → **GROOVED SHEET PRODUCT** - VERTICAL - WHITE / LIGHT PAINT  
JAMES HARDIE GROOVED AXON PANEL (133mm/400mm)

W05 → **GROOVED SHEET PRODUCT** - VERTICAL - DARK PAINT  
JAMES HARDIE GROOVED AXON PANEL (133mm/400mm)

W06 → **GROOVED SHEET PRODUCT** - VERTICAL - BLACK PAINT  
JAMES HARDIE GROOVED AXON PANEL (133mm/400mm)

ROOFING / JOINERY

**STEEL RIBBED ROOFING** - REFER TO COLOURS BELOW  
NOTE: THIS SPECIFICATION CAN ALSO BE USED FOR WALLS

**ALUMINIUM JOINERY** - REFER TO COLOURS BELOW

R01 → **STEEL TRAY** - COLORSTEEL TITANIA / CLOUD

J01 → **ALUMINIUM JOINERY** - COLORSTEEL TITANIA / CLOUD

R02 → **STEEL TRAY** - COLORSTEEL GULL GREY

J02 → **ALUMINIUM JOINERY** - COLORSTEEL GULL GREY

R03 → **STEEL TRAY** - COLORSTEEL IRONSAND

J03 → **ALUMINIUM JOINERY** - COLORSTEEL IRONSAND

R04 → **STEEL TRAY** - COLORSTEEL KARAKA / EBONY / WINDSOR GREY

J04 → **ALUMINIUM JOINERY** - COLORSTEEL KARAKA / EBONY / WINDSOR

ARCHITECTURAL FEATURES

**GABLE PICTURE FRAME**  
HIGHLIGHTS FEATURE CLADDING

PF →

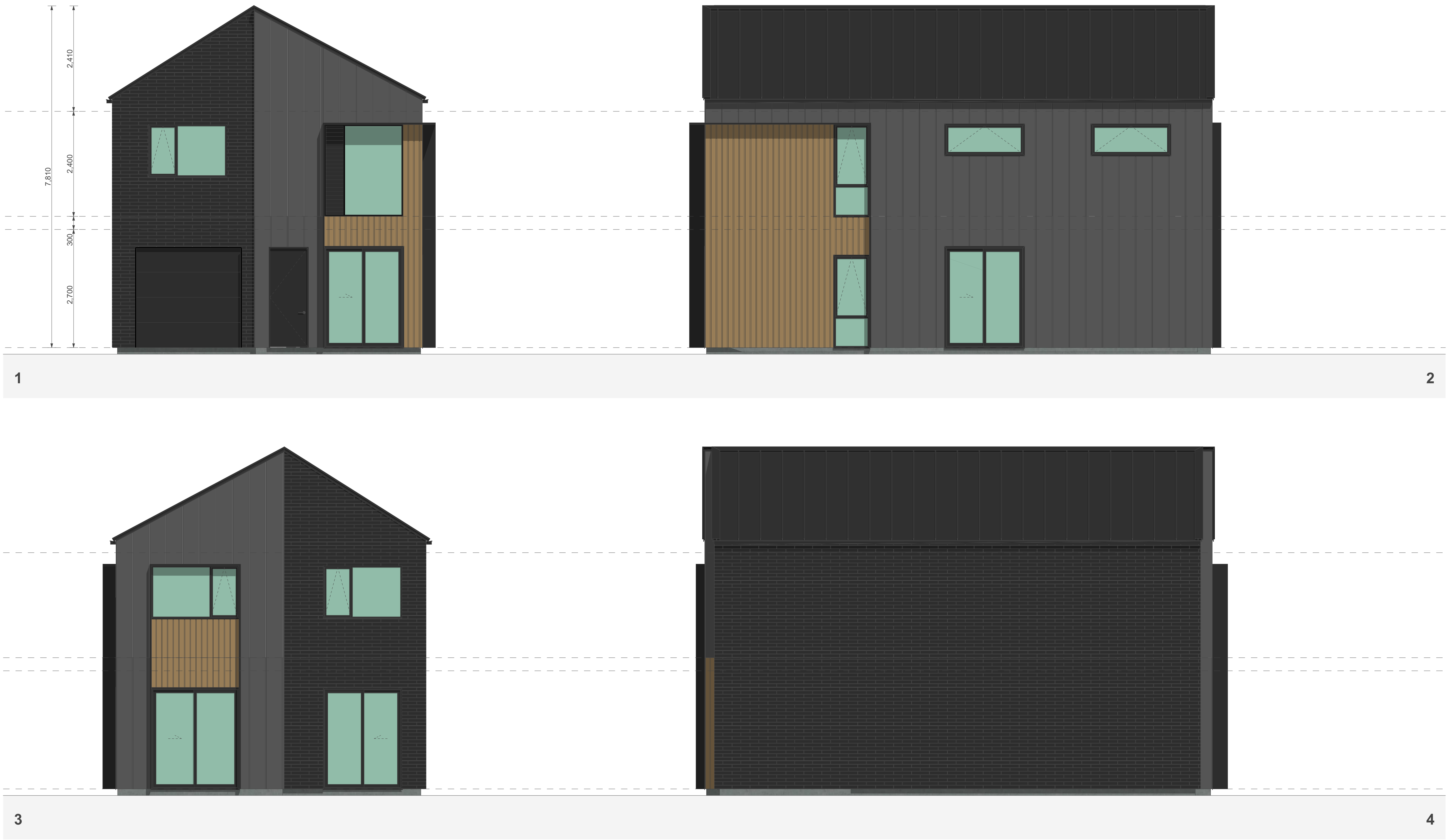
**THIN FASCIA**  
CREATES A SENSE OF LIGHTNESS

TF →

**WINDOW SHROUD**  
HIGHLIGHT KEY GLAZING PANELS

WS →





## TERRA STUDIO

### 5G.2 - A2

#### FLOOR PLAN SUMMARY

BEDROOMS	5
BATHROOMS	2.5
GARAGE	1
STOREYS	2

#### GROSS FLOOR AREA

GROUND FLOOR	77.8m <sup>2</sup>
FIRST FLOOR	77.8m <sup>2</sup>
BALCONY/DECK	
TOTAL AREA	155.6m <sup>2</sup>
BUILDING COVERAGE	81.7m <sup>2</sup>

#### NOTES:

GROSS FLOOR AREA IS MEASURED FROM THE OUTSIDE OF EXTERNAL WALL FRAMING, AND INCLUDES STAIRS AND STAIRWELLS AT EACH FLOOR, DECKS AND BALCONIES, UNLESS OTHERWISE STATED, ARE NOT INCLUDED IN GFA.

THE BUILDING COVERAGE TOTAL LISTED ON THIS SHEET DOES NOT ACCOUNT FOR ADDITIONAL SITE-SPECIFIC BUILDING COVERAGES SUCH AS DECKS OVER 1m IN HEIGHT AND OTHER STRUCTURES.

DESIGNS ARE SUBJECT TO RESOURCE CONSENT. REFER TO APPROVED INTERGRATED CONSENT MASTERPLAN DRAWINGS FOR LOT-SPECIFIC INFORMATION AND LANDSCAPE DESIGN.

DIMENSIONS MUST NOT BE SCALED FROM THE DRAWINGS

THE CONTRACTOR SHALL CONFIRM ALL DIMENSIONS AND LEVELS ON SITE PRIOR TO COMMENCING WORK.

#### LEGEND

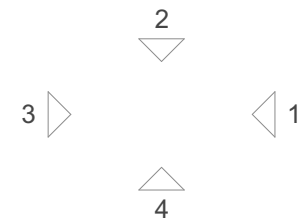
OUTLOOK

OUTDOOR LIVING SPACE  
4m x 5m / 20m<sup>2</sup>

BATTER SLOPE



#### ELEVATION KEY



#### ROOM KEY

E	ENTRY
L	LIVING ROOM
D	DINING
K	KITCHEN
WC	BATHROOM
EN	ENSUITE
B	BEDROOM
ST	STORAGE
G	GARAGE

#### WALL CLADDING

	W01 → <b>TIMBER</b> - VERTICAL - WHITEWASH STAIN (HERMPAC OR ABODO VULCAN IN WHITE, OR SIMILAR)
	W02 → <b>TIMBER</b> - VERTICAL - NATURAL STAIN (HERMPAC OR ABODO VULCAN IN NATURAL, OR SIMILAR) NOTE: NO OVERLY SATURATED / VIBRANT STAINS TO BE USED
	W03 → <b>TIMBER</b> - VERTICAL - DARK / CHARCOAL STAIN (HERMPAC OR ABODO VULCAN IN EBONY/GRAPHITE, OR SIMILAR)
	W04 → <b>GROOVED SHEET PRODUCT</b> - VERTICAL - WHITE / LIGHT PAINT JAMES HARDIE GROOVED AXON PANEL (133mm/400mm)
	W05 → <b>GROOVED SHEET PRODUCT</b> - VERTICAL - DARK PAINT JAMES HARDIE GROOVED AXON PANEL (133mm/400mm)
	W06 → <b>GROOVED SHEET PRODUCT</b> - VERTICAL - BLACK PAINT JAMES HARDIE GROOVED AXON PANEL (133mm/400mm)

	W07 → <b>WEATHERBOARD</b> - HORIZONTAL - LIGHT PAINT
	W08 → <b>WEATHERBOARD</b> - HORIZONTAL - DARK PAINT
	W09 → <b>WEATHERBOARD</b> - HORIZONTAL - FEATURE TIMBER (HERMPAC WEATHERBOARD IN NATURAL STAIN)
	W10 → <b>BRICK</b> - RUNNING BOND - WHITE NATURAL FINISH
	W11 → <b>BRICK</b> - RUNNING BOND - BLACK FINISH
	W12 → <b>BRICK</b> - RUNNING BOND - NATURAL FINISH 3-5 COLOUR MIX FOR VARIETY

#### ROOFING / JOINERY

	<b>STEEL RIBBED ROOFING</b> - REFER TO COLOURS BELOW NOTE: THIS SPECIFICATION CAN ALSO BE USED FOR WALLS
	<b>ALUMINIUM JOINERY</b> - REFER TO COLOURS BELOW
	R01 → <b>STEEL TRAY</b> - COLORSTEEL TITANIA / CLOUD J01 → <b>ALUMINIUM JOINERY</b> - COLORSTEEL TITANIA / CLOUD
	R02 → <b>STEEL TRAY</b> - COLORSTEEL GULL GREY J02 → <b>ALUMINIUM JOINERY</b> - COLORSTEEL GULL GREY
	R03 → <b>STEEL TRAY</b> - COLORSTEEL IRONSAND J03 → <b>ALUMINIUM JOINERY</b> - COLORSTEEL IRONSAND
	R04 → <b>STEEL TRAY</b> - COLORSTEEL KARAKA / EBONY / WINDSOR GREY J04 → <b>ALUMINIUM JOINERY</b> - COLORSTEEL KARAKA / EBONY / WINDSOR

#### ARCHITECTURAL FEATURES

			<b>GABLE PICTURE FRAME</b> HIGHLIGHTS FEATURE CLADDING PF →
			<b>THIN FASCIA</b> CREATES A SENSE OF LIGHTNESS TF →
			<b>WINDOW SHROUD</b> HIGHLIGHT KEY GLAZING PANELS WS →

CLIENT MYLAND PARTNERS

PROJECT NAME PROJECT

DRAWING TITLE 5G.2 - A2 ELEVATIONS

SCALE 1:50

REVISION I.D A

DRAWING NO.

A-TS-214



FLOOR PLAN SUMMARY

BEDROOMS	5
BATHROOMS	2.5
GARAGE	1
STOREYS	2

GROSS FLOOR AREA

GROUND FLOOR	78.0m <sup>2</sup>
FIRST FLOOR	78.0m <sup>2</sup>
BALCONY/DECK	
TOTAL AREA	156.0m <sup>2</sup>
BUILDING COVERAGE	83.9m <sup>2</sup>

NOTES:

GROSS FLOOR AREA IS MEASURED FROM THE OUTSIDE OF EXTERNAL WALL FRAMING, AND INCLUDES STAIRS AND STAIRWELLS AT EACH FLOOR, DECKS AND BALCONIES, UNLESS OTHERWISE STATED, ARE NOT INCLUDED IN GFA.

THE BUILDING COVERAGE TOTAL LISTED ON THIS SHEET DOES NOT ACCOUNT FOR ADDITIONAL SITE-SPECIFIC BUILDING COVERAGES SUCH AS DECKS OVER 1m IN HEIGHT AND OTHER STRUCTURES.

DESIGNS ARE SUBJECT TO RESOURCE CONSENT. REFER TO APPROVED INTERGRATED CONSENT MASTERPLAN DRAWINGS FOR LOT-SPECIFIC INFORMATION AND LANDSCAPE DESIGN.

DIMENSIONS MUST NOT BE SCALED FROM THE DRAWINGS

THE CONTRACTOR SHALL CONFIRM ALL DIMENSIONS AND LEVELS ON SITE PRIOR TO COMMENCING WORK.

LEGEND

OUTLOOK

OUTDOOR LIVING SPACE  
4m x 5m / 20m<sup>2</sup>

BATTER SLOPE



ELEVATION KEY



ROOM KEY

E	ENTRY
L	LIVING ROOM
D	DINING
K	KITCHEN
WC	BATHROOM
EN	ENSUITE
B	BEDROOM
ST	STORAGE
G	GARAGE

WALL CLADDING

	W01 → <b>TIMBER - VERTICAL - WHITEWASH STAIN</b> (HERMPAC OR ABODO VULCAN IN WHITE, OR SIMILAR)
	W02 → <b>TIMBER - VERTICAL - NATURAL STAIN</b> (HERMPAC OR ABODO VULCAN IN NATURAL, OR SIMILAR) NOTE: NO OVERLY SATURATED / VIBRANT STAINS TO BE USED
	W03 → <b>TIMBER - VERTICAL - DARK / CHARCOAL STAIN</b> (HERMPAC OR ABODO VULCAN IN EBONY/GRAPHITE, OR SIMILAR)
	W04 → <b>GROOVED SHEET PRODUCT - VERTICAL - WHITE / LIGHT PAINT</b> JAMES HARDIE GROOVED AXON PANEL (133mm/400mm)
	W05 → <b>GROOVED SHEET PRODUCT - VERTICAL - DARK PAINT</b> JAMES HARDIE GROOVED AXON PANEL (133mm/400mm)
	W06 → <b>GROOVED SHEET PRODUCT - VERTICAL - BLACK PAINT</b> JAMES HARDIE GROOVED AXON PANEL (133mm/400mm)

	W07 → <b>WEATHERBOARD - HORIZONTAL - LIGHT PAINT</b>
	W08 → <b>WEATHERBOARD - HORIZONTAL - DARK PAINT</b>
	W09 → <b>WEATHERBOARD - HORIZONTAL - FEATURE TIMBER</b> (HERMPAC WEATHERBOARD IN NATURAL STAIN)
	W10 → <b>BRICK - RUNNING BOND - WHITE NATURAL FINISH</b>
	W11 → <b>BRICK - RUNNING BOND - BLACK FINISH</b>
	W12 → <b>BRICK - RUNNING BOND - NATURAL FINISH</b> 3-5 COLOUR MIX FOR VARIETY

ROOFING / JOINERY

	<b>STEEL RIBBED ROOFING</b> - REFER TO COLOURS BELOW NOTE: THIS SPECIFICATION CAN ALSO BE USED FOR WALLS
	<b>ALUMINIUM JOINERY</b> - REFER TO COLOURS BELOW
	R01 → <b>STEEL TRAY - COLORSTEEL TITANIA / CLOUD</b>
	J01 → <b>ALUMINIUM JOINERY - COLORSTEEL TITANIA / CLOUD</b>
	R02 → <b>STEEL TRAY - COLORSTEEL GULL GREY</b>
	J02 → <b>ALUMINIUM JOINERY - COLORSTEEL GULL GREY</b>
	R03 → <b>STEEL TRAY - COLORSTEEL IRONSAND</b>
	J03 → <b>ALUMINIUM JOINERY - COLORSTEEL IRONSAND</b>
	R04 → <b>STEEL TRAY - COLORSTEEL KARAKA / EBONY / WINDSOR GREY</b>
	J04 → <b>ALUMINIUM JOINERY - COLORSTEEL KARAKA / EBONY / WINDSOR</b>

ARCHITECTURAL FEATURES

			<b>GABLE PICTURE FRAME</b> HIGHLIGHTS FEATURE CLADDING PF →
			<b>THIN FASCIA</b> CREATES A SENSE OF LIGHTNESS TF →
			<b>WINDOW SHROUD</b> HIGHLIGHT KEY GLAZING PANELS WS →

CLIENT MYLAND PARTNERS

PROJECT NAME PROJECT

DRAWING TITLE 5G.2 - A3

SCALE 1:50

REVISION I.D A

DRAWING NO.

A-TS-215



FLOOR PLAN SUMMARY

BEDROOMS	5
BATHROOMS	2.5
GARAGE	1
STOREYS	2

GROSS FLOOR AREA

GROUND FLOOR	78.0m²
FIRST FLOOR	78.0m²
BALCONY/DECK	
TOTAL AREA	156.0m²
BUILDING COVERAGE	83.9m²

NOTES:

GROSS FLOOR AREA IS MEASURED FROM THE OUTSIDE OF EXTERNAL WALL FRAMING, AND INCLUDES STAIRS AND STAIRWELLS AT EACH FLOOR, DECKS AND BALCONIES, UNLESS OTHERWISE STATED, ARE NOT INCLUDED IN GFA.

THE BUILDING COVERAGE TOTAL LISTED ON THIS SHEET DOES NOT ACCOUNT FOR ADDITIONAL SITE-SPECIFIC BUILDING COVERAGES SUCH AS DECKS OVER 1m IN HEIGHT AND OTHER STRUCTURES.

DESIGNS ARE SUBJECT TO RESOURCE CONSENT. REFER TO APPROVED INTERGRATED CONSENT MASTERPLAN DRAWINGS FOR LOT-SPECIFIC INFORMATION AND LANDSCAPE DESIGN.

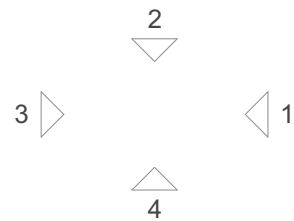
DIMENSIONS MUST NOT BE SCALED FROM THE DRAWINGS

THE CONTRACTOR SHALL CONFIRM ALL DIMENSIONS AND LEVELS ON SITE PRIOR TO COMMENCING WORK.

LEGEND

OUTLOOK	
OUTDOOR LIVING SPACE 4m x 5m / 20m²	
BATTER SLOPE	

ELEVATION KEY



ROOM KEY

E	ENTRY
L	LIVING ROOM
D	DINING
K	KITCHEN
WC	BATHROOM
EN	ENSUITE
B	BEDROOM
ST	STORAGE
G	GARAGE

CLIENT MYLAND PARTNERS

PROJECT NAME PROJECT

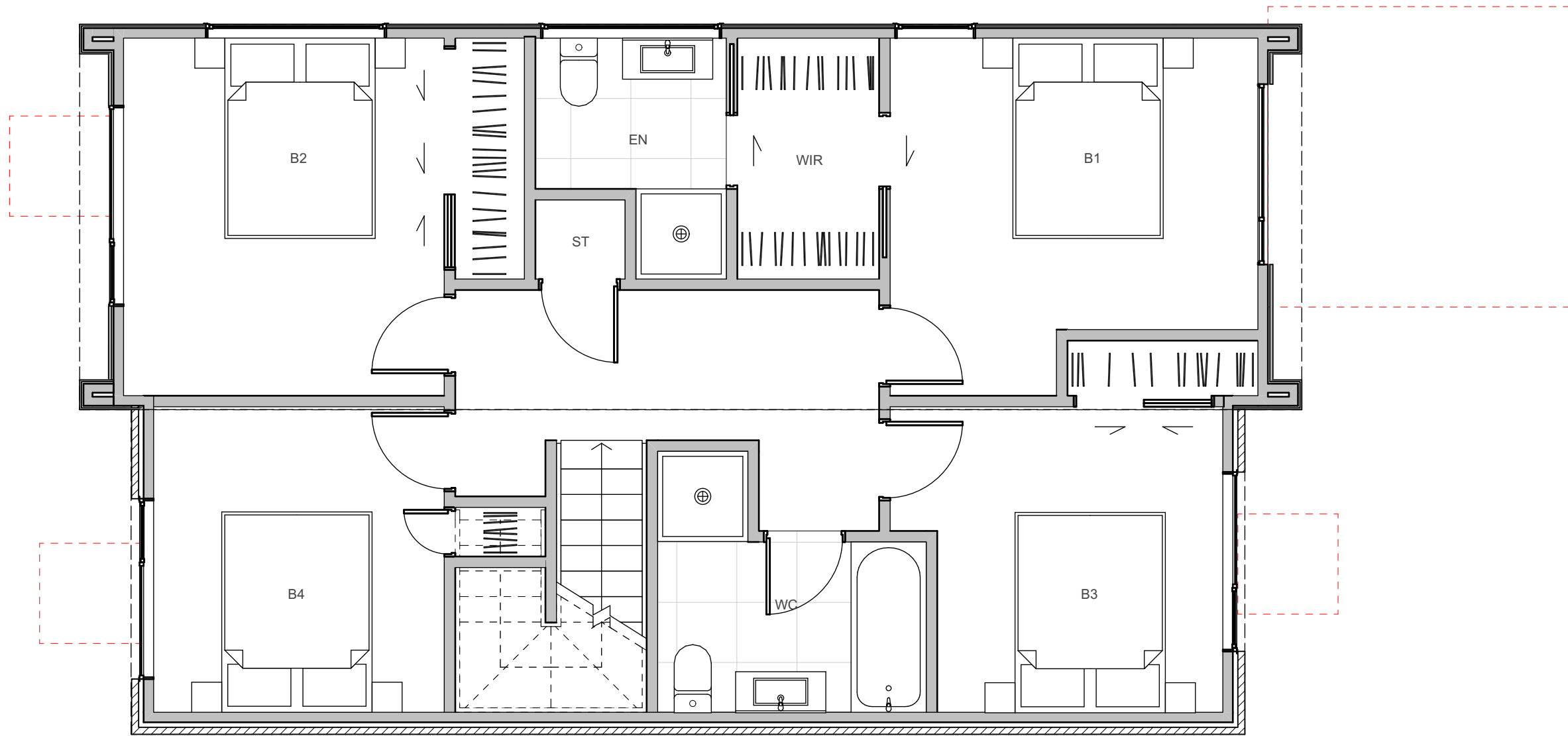
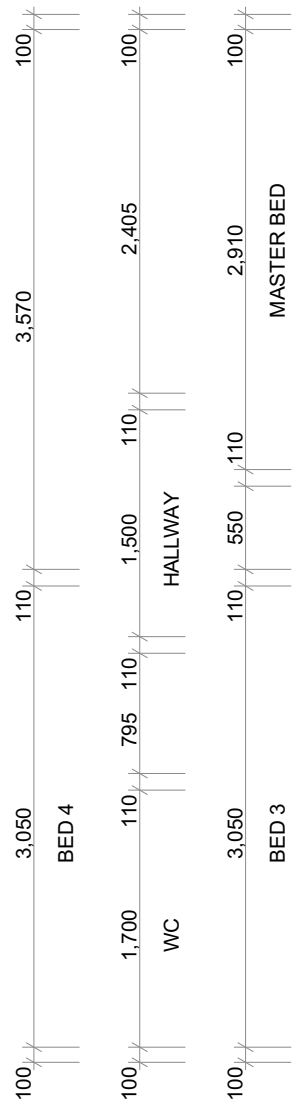
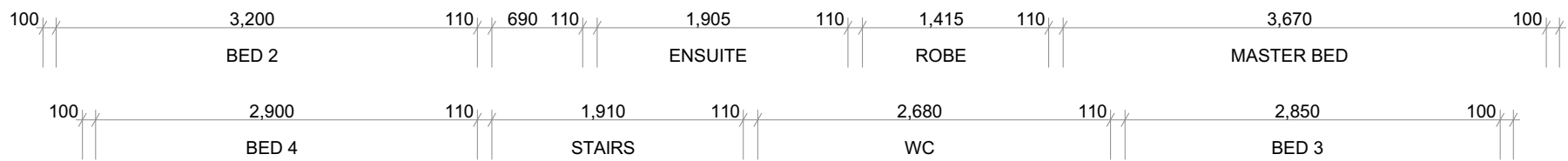
DRAWING TITLE 5G.2 - A3

SCALE 1:50

REVISION I.D A

DRAWING NO.

A-TS-216



WALL CLADDING

	W01 → <b>TIMBER - VERTICAL - WHITEWASH STAIN</b> (HERMPAC OR ABODO VULCAN IN WHITE, OR SIMILAR)
	W02 → <b>TIMBER - VERTICAL - NATURAL STAIN</b> (HERMPAC OR ABODO VULCAN IN NATURAL, OR SIMILAR) NOTE: NO OVERLY SATURATED / VIBRANT STAINS TO BE USED
	W03 → <b>TIMBER - VERTICAL - DARK / CHARCOAL STAIN</b> (HERMPAC OR ABODO VULCAN IN EBONY/GRAPHITE, OR SIMILAR)
	W04 → <b>GROOVED SHEET PRODUCT - VERTICAL - WHITE / LIGHT PAINT</b> JAMES HARDIE GROOVED AXON PANEL (133mm/400mm)
	W05 → <b>GROOVED SHEET PRODUCT - VERTICAL - DARK PAINT</b> JAMES HARDIE GROOVED AXON PANEL (133mm/400mm)
	W06 → <b>GROOVED SHEET PRODUCT - VERTICAL - BLACK PAINT</b> JAMES HARDIE GROOVED AXON PANEL (133mm/400mm)

	W07 → <b>WEATHERBOARD - HORIZONTAL - LIGHT PAINT</b>
	W08 → <b>WEATHERBOARD - HORIZONTAL - DARK PAINT</b>
	W09 → <b>WEATHERBOARD - HORIZONTAL - FEATURE TIMBER</b> (HERMPAC WEATHERBOARD IN NATURAL STAIN)
	W10 → <b>BRICK - RUNNING BOND - WHITE NATURAL FINISH</b>
	W11 → <b>BRICK - RUNNING BOND - BLACK FINISH</b>
	W12 → <b>BRICK - RUNNING BOND - NATURAL FINISH</b> 3-5 COLOUR MIX FOR VARIETY

ROOFING / JOINERY

	<b>STEEL RIBBED ROOFING - REFER TO COLOURS BELOW</b> NOTE: THIS SPECIFICATION CAN ALSO BE USED FOR WALLS
	<b>ALUMINIUM JOINERY - REFER TO COLOURS BELOW</b>
	R01 → <b>STEEL TRAY - COLORSTEEL TITANIA / CLOUD</b>
	J01 → <b>ALUMINIUM JOINERY - COLORSTEEL TITANIA / CLOUD</b>
	R02 → <b>STEEL TRAY - COLORSTEEL GULL GREY</b>
	J02 → <b>ALUMINIUM JOINERY - COLORSTEEL GULL GREY</b>
	R03 → <b>STEEL TRAY - COLORSTEEL IRONSAND</b>
	J03 → <b>ALUMINIUM JOINERY - COLORSTEEL IRONSAND</b>
	R04 → <b>STEEL TRAY - COLORSTEEL KARAKA / EBONY / WINDSOR GREY</b>
	J04 → <b>ALUMINIUM JOINERY - COLORSTEEL KARAKA / EBONY / WINDSOR</b>

ARCHITECTURAL FEATURES

			<b>GABLE PICTURE FRAME</b> HIGHLIGHTS FEATURE CLADDING PF →
			<b>THIN FASCIA</b> CREATES A SENSE OF LIGHTNESS TF →
			<b>WINDOW SHROUD</b> HIGHLIGHT KEY GLAZING PANELS WS →





## TERRA STUDIO

### 5G.2 - A3

#### FLOOR PLAN SUMMARY

BEDROOMS	5
BATHROOMS	2.5
GARAGE	1
STOREYS	2

#### GROSS FLOOR AREA

GROUND FLOOR	78.0m <sup>2</sup>
FIRST FLOOR	78.0m <sup>2</sup>
BALCONY/DECK	
TOTAL AREA	156.0m <sup>2</sup>
BUILDING COVERAGE	83.9m <sup>2</sup>

#### NOTES:

GROSS FLOOR AREA IS MEASURED FROM THE OUTSIDE OF EXTERNAL WALL FRAMING, AND INCLUDES STAIRS AND STAIRWELLS AT EACH FLOOR, DECKS AND BALCONIES, UNLESS OTHERWISE STATED, ARE NOT INCLUDED IN GFA.

THE BUILDING COVERAGE TOTAL LISTED ON THIS SHEET DOES NOT ACCOUNT FOR ADDITIONAL SITE-SPECIFIC BUILDING COVERAGES SUCH AS DECKS OVER 1m IN HEIGHT AND OTHER STRUCTURES.

DESIGNS ARE SUBJECT TO RESOURCE CONSENT. REFER TO APPROVED INTERGRATED CONSENT MASTERPLAN DRAWINGS FOR LOT-SPECIFIC INFORMATION AND LANDSCAPE DESIGN.

DIMENSIONS MUST NOT BE SCALED FROM THE DRAWINGS

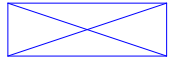
THE CONTRACTOR SHALL CONFIRM ALL DIMENSIONS AND LEVELS ON SITE PRIOR TO COMMENCING WORK.

#### LEGEND

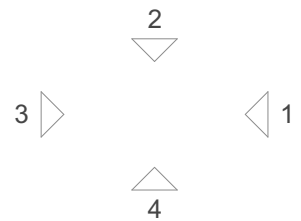
OUTLOOK

OUTDOOR LIVING SPACE  
4m x 5m / 20m<sup>2</sup>

BATTER SLOPE



#### ELEVATION KEY



#### ROOM KEY

E	ENTRY
L	LIVING ROOM
D	DINING
K	KITCHEN
WC	BATHROOM
EN	ENSUITE
B	BEDROOM
ST	STORAGE
G	GARAGE

#### WALL CLADDING

	W01 → <b>TIMBER - VERTICAL - WHITEWASH STAIN</b> (HERMPAC OR ABODO VULCAN IN WHITE, OR SIMILAR)
	W02 → <b>TIMBER - VERTICAL - NATURAL STAIN</b> (HERMPAC OR ABODO VULCAN IN NATURAL, OR SIMILAR) NOTE: NO OVERLY SATURATED / VIBRANT STAINS TO BE USED
	W03 → <b>TIMBER - VERTICAL - DARK / CHARCOAL STAIN</b> (HERMPAC OR ABODO VULCAN IN EBONY/GRAPHITE, OR SIMILAR)
	W04 → <b>GROOVED SHEET PRODUCT - VERTICAL - WHITE / LIGHT PAINT</b> JAMES HARDIE GROOVED AXON PANEL (133mm/400mm)
	W05 → <b>GROOVED SHEET PRODUCT - VERTICAL - DARK PAINT</b> JAMES HARDIE GROOVED AXON PANEL (133mm/400mm)
	W06 → <b>GROOVED SHEET PRODUCT - VERTICAL - BLACK PAINT</b> JAMES HARDIE GROOVED AXON PANEL (133mm/400mm)

	W07 → <b>WEATHERBOARD - HORIZONTAL - LIGHT PAINT</b>
	W08 → <b>WEATHERBOARD - HORIZONTAL - DARK PAINT</b>
	W09 → <b>WEATHERBOARD - HORIZONTAL - FEATURE TIMBER</b> (HERMPAC WEATHERBOARD IN NATURAL STAIN)
	W10 → <b>BRICK - RUNNING BOND - WHITE NATURAL FINISH</b>
	W11 → <b>BRICK - RUNNING BOND - BLACK FINISH</b>
	W12 → <b>BRICK - RUNNING BOND - NATURAL FINISH</b> 3-5 COLOUR MIX FOR VARIETY

#### ROOFING / JOINERY

	<b>STEEL RIBBED ROOFING - REFER TO COLOURS BELOW</b> NOTE: THIS SPECIFICATION CAN ALSO BE USED FOR WALLS
	<b>ALUMINIUM JOINERY - REFER TO COLOURS BELOW</b>
	R01 → <b>STEEL TRAY - COLORSTEEL TITANIA / CLOUD</b>
	J01 → <b>ALUMINIUM JOINERY - COLORSTEEL TITANIA / CLOUD</b>
	R02 → <b>STEEL TRAY - COLORSTEEL GULL GREY</b>
	J02 → <b>ALUMINIUM JOINERY - COLORSTEEL GULL GREY</b>
	R03 → <b>STEEL TRAY - COLORSTEEL IRONSAND</b>
	J03 → <b>ALUMINIUM JOINERY - COLORSTEEL IRONSAND</b>
	R04 → <b>STEEL TRAY - COLORSTEEL KARAKA / EBONY / WINDSOR GREY</b>
	J04 → <b>ALUMINIUM JOINERY - COLORSTEEL KARAKA / EBONY / WINDSOR</b>

#### ARCHITECTURAL FEATURES

			<b>GABLE PICTURE FRAME</b> HIGHLIGHTS FEATURE CLADDING PF →
			<b>THIN FASCIA</b> CREATES A SENSE OF LIGHTNESS TF →
			<b>WINDOW SHROUD</b> HIGHLIGHT KEY GLAZING PANELS WS →

CLIENT MYLAND PARTNERS

PROJECT NAME PROJECT

DRAWING TITLE 5G.2 - A3 ELEVATIONS

SCALE 1:50

REVISION I.D A

DRAWING NO.

A-TS-217



FLOOR PLAN SUMMARY

BEDROOMS	5
BATHROOMS	2.5
GARAGE	1
STOREYS	2

GROSS FLOOR AREA

GROUND FLOOR	78.0m <sup>2</sup>
FIRST FLOOR	78.0m <sup>2</sup>
BALCONY/DECK	
TOTAL AREA	156.0m <sup>2</sup>
BUILDING COVERAGE	82.2m <sup>2</sup>

NOTES:

GROSS FLOOR AREA IS MEASURED FROM THE OUTSIDE OF EXTERNAL WALL FRAMING, AND INCLUDES STAIRS AND STAIRWELLS AT EACH FLOOR, DECKS AND BALCONIES, UNLESS OTHERWISE STATED, ARE NOT INCLUDED IN GFA.

THE BUILDING COVERAGE TOTAL LISTED ON THIS SHEET DOES NOT ACCOUNT FOR ADDITIONAL SITE-SPECIFIC BUILDING COVERAGES SUCH AS DECKS OVER 1m IN HEIGHT AND OTHER STRUCTURES.

DESIGNS ARE SUBJECT TO RESOURCE CONSENT. REFER TO APPROVED INTERGRATED CONSENT MASTERPLAN DRAWINGS FOR LOT-SPECIFIC INFORMATION AND LANDSCAPE DESIGN.

DIMENSIONS MUST NOT BE SCALED FROM THE DRAWINGS

THE CONTRACTOR SHALL CONFIRM ALL DIMENSIONS AND LEVELS ON SITE PRIOR TO COMMENCING WORK.

LEGEND

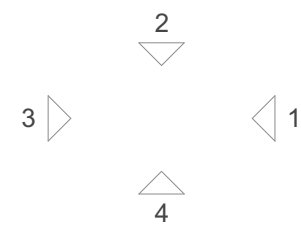
OUTLOOK

OUTDOOR LIVING SPACE  
4m x 5m / 20m<sup>2</sup>

BATTER SLOPE



ELEVATION KEY



ROOM KEY

E	ENTRY
L	LIVING ROOM
D	DINING
K	KITCHEN
WC	BATHROOM
EN	ENSUITE
B	BEDROOM
ST	STORAGE
G	GARAGE

CLIENT MYLAND PARTNERS

PROJECT NAME PROJECT

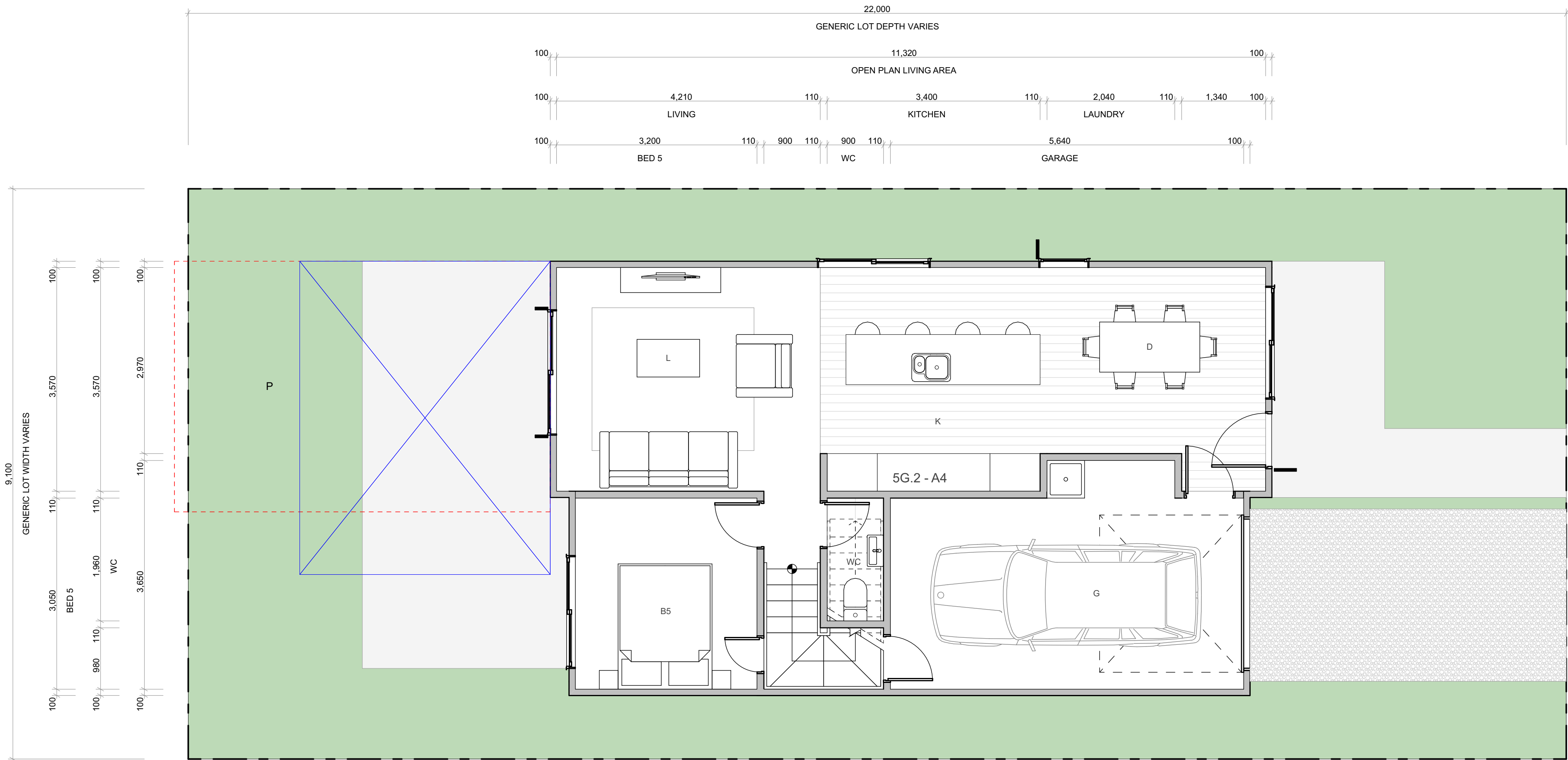
DRAWING TITLE 5G.2 - A4

SCALE 1:50

REVISION I.D A

DRAWING NO.

A-TS-218



WALL CLADDING

	W01 → <b>TIMBER</b> - VERTICAL - WHITEWASH STAIN (HERMPAC OR ABODO VULCAN IN WHITE, OR SIMILAR)
	W02 → <b>TIMBER</b> - VERTICAL - NATURAL STAIN (HERMPAC OR ABODO VULCAN IN NATURAL, OR SIMILAR) NOTE: NO OVERLY SATURATED / VIBRANT STAINS TO BE USED
	W03 → <b>TIMBER</b> - VERTICAL - DARK / CHARCOAL STAIN (HERMPAC OR ABODO VULCAN IN EBONY/GRAPHITE, OR SIMILAR)
	W04 → <b>GROOVED SHEET PRODUCT</b> - VERTICAL - WHITE / LIGHT PAINT JAMES HARDIE GROOVED AXON PANEL (133mm/400mm)
	W05 → <b>GROOVED SHEET PRODUCT</b> - VERTICAL - DARK PAINT JAMES HARDIE GROOVED AXON PANEL (133mm/400mm)
	W06 → <b>GROOVED SHEET PRODUCT</b> - VERTICAL - BLACK PAINT JAMES HARDIE GROOVED AXON PANEL (133mm/400mm)

ROOFING / JOINERY

	<b>STEEL RIBBED ROOFING</b> - REFER TO COLOURS BELOW NOTE: THIS SPECIFICATION CAN ALSO BE USED FOR WALLS
	<b>ALUMINIUM JOINERY</b> - REFER TO COLOURS BELOW
	R01 → <b>STEEL TRAY</b> - COLORSTEEL TITANIA / CLOUD J01 → <b>ALUMINIUM JOINERY</b> - COLORSTEEL TITANIA / CLOUD
	R02 → <b>STEEL TRAY</b> - COLORSTEEL GULL GREY J02 → <b>ALUMINIUM JOINERY</b> - COLORSTEEL GULL GREY
	R03 → <b>STEEL TRAY</b> - COLORSTEEL IRONSAND J03 → <b>ALUMINIUM JOINERY</b> - COLORSTEEL IRONSAND
	R04 → <b>STEEL TRAY</b> - COLORSTEEL KARAKA / EBONY / WINDSOR GREY J04 → <b>ALUMINIUM JOINERY</b> - COLORSTEEL KARAKA / EBONY / WINDSOR

ARCHITECTURAL FEATURES

	<b>GABLE PICTURE FRAME</b> HIGHLIGHTS FEATURE CLADDING PF →
	<b>THIN FASCIA</b> CREATES A SENSE OF LIGHTNESS TF →
	<b>WINDOW SHROUD</b> HIGHLIGHT KEY GLAZING PANELS WS →



FLOOR PLAN SUMMARY

BEDROOMS	5
BATHROOMS	2.5
GARAGE	1
STOREYS	2

GROSS FLOOR AREA

GROUND FLOOR	78.0m <sup>2</sup>
FIRST FLOOR	78.0m <sup>2</sup>
BALCONY/DECK	
TOTAL AREA	156.0m <sup>2</sup>
BUILDING COVERAGE	82.2m <sup>2</sup>

NOTES:

GROSS FLOOR AREA IS MEASURED FROM THE OUTSIDE OF EXTERNAL WALL FRAMING, AND INCLUDES STAIRS AND STAIRWELLS AT EACH FLOOR, DECKS AND BALCONIES, UNLESS OTHERWISE STATED, ARE NOT INCLUDED IN GFA.

THE BUILDING COVERAGE TOTAL LISTED ON THIS SHEET DOES NOT ACCOUNT FOR ADDITIONAL SITE-SPECIFIC BUILDING COVERAGES SUCH AS DECKS OVER 1m IN HEIGHT AND OTHER STRUCTURES.

DESIGNS ARE SUBJECT TO RESOURCE CONSENT. REFER TO APPROVED INTERGRATED CONSENT MASTERPLAN DRAWINGS FOR LOT-SPECIFIC INFORMATION AND LANDSCAPE DESIGN.

DIMENSIONS MUST NOT BE SCALED FROM THE DRAWINGS

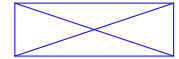
THE CONTRACTOR SHALL CONFIRM ALL DIMENSIONS AND LEVELS ON SITE PRIOR TO COMMENCING WORK.

LEGEND

OUTLOOK

OUTDOOR LIVING SPACE  
4m x 5m / 20m<sup>2</sup>

BATTER SLOPE



ELEVATION KEY



ROOM KEY

E	ENTRY
L	LIVING ROOM
D	DINING
K	KITCHEN
WC	BATHROOM
EN	ENSUITE
B	BEDROOM
ST	STORAGE
G	GARAGE

CLIENT MYLAND PARTNERS

PROJECT NAME PROJECT

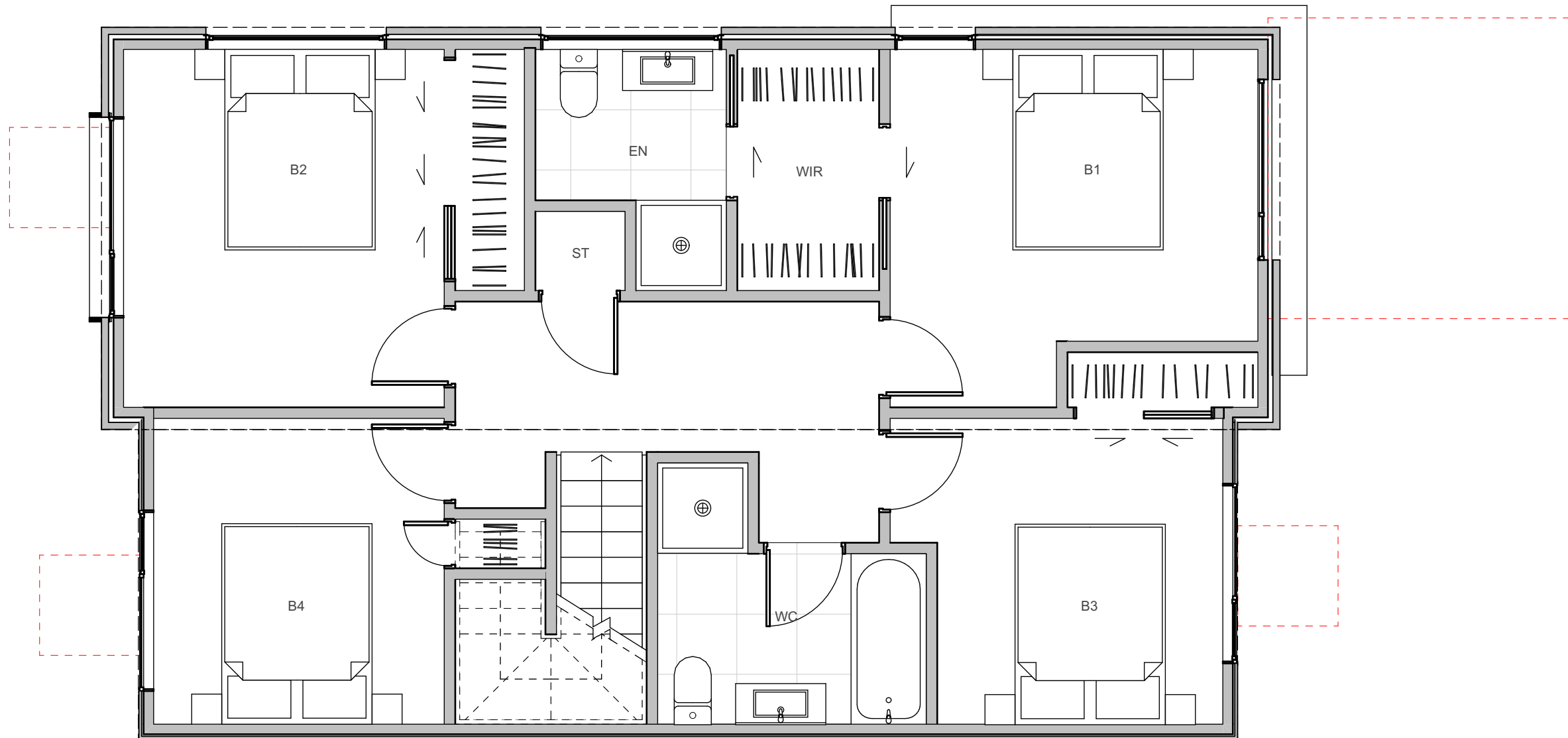
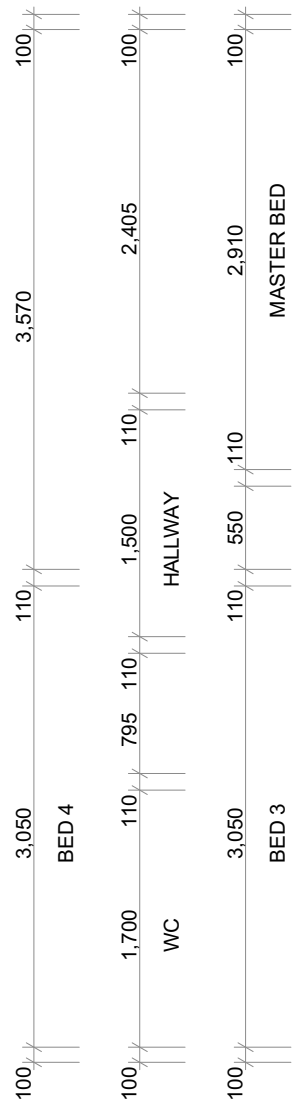
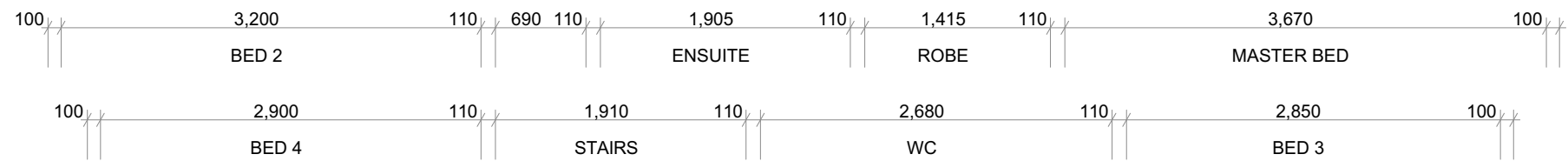
DRAWING TITLE 5G.2 - A4

SCALE 1:50

REVISION I.D A

DRAWING NO.

A-TS-219



WALL CLADDING

W01 → **TIMBER** - VERTICAL - WHITEWASH STAIN (HERMPAC OR ABODO VULCAN IN WHITE, OR SIMILAR)

W02 → **TIMBER** - VERTICAL - NATURAL STAIN (HERMPAC OR ABODO VULCAN IN NATURAL, OR SIMILAR) NOTE: NO OVERLY SATURATED / VIBRANT STAINS TO BE USED

W03 → **TIMBER** - VERTICAL - DARK / CHARCOAL STAIN (HERMPAC OR ABODO VULCAN IN EBONY/GRAPHITE, OR SIMILAR)

W04 → **GROOVED SHEET PRODUCT** - VERTICAL - WHITE / LIGHT PAINT JAMES HARDIE GROOVED AXON PANEL (133mm/400mm)

W05 → **GROOVED SHEET PRODUCT** - VERTICAL - DARK PAINT JAMES HARDIE GROOVED AXON PANEL (133mm/400mm)

W06 → **GROOVED SHEET PRODUCT** - VERTICAL - BLACK PAINT JAMES HARDIE GROOVED AXON PANEL (133mm/400mm)

W07 → **WEATHERBOARD** - HORIZONTAL - LIGHT PAINT

W08 → **WEATHERBOARD** - HORIZONTAL - DARK PAINT

W09 → **WEATHERBOARD** - HORIZONTAL - FEATURE TIMBER (HERMPAC WEATHERBOARD IN NATURAL STAIN)

W10 → **BRICK** - RUNNING BOND - WHITE NATURAL FINISH

W11 → **BRICK** - RUNNING BOND - BLACK FINISH

W12 → **BRICK** - RUNNING BOND - NATURAL FINISH 3-5 COLOUR MIX FOR VARIETY

ROOFING / JOINERY

**STEEL RIBBED ROOFING** - REFER TO COLOURS BELOW  
NOTE: THIS SPECIFICATION CAN ALSO BE USED FOR WALLS

**ALUMINIUM JOINERY** - REFER TO COLOURS BELOW

R01 → **STEEL TRAY** - COLORSTEEL TITANIA / CLOUD  
J01 → **ALUMINIUM JOINERY** - COLORSTEEL TITANIA / CLOUD

R02 → **STEEL TRAY** - COLORSTEEL GULL GREY  
J02 → **ALUMINIUM JOINERY** - COLORSTEEL GULL GREY

R03 → **STEEL TRAY** - COLORSTEEL IRONSAND  
J03 → **ALUMINIUM JOINERY** - COLORSTEEL IRONSAND

R04 → **STEEL TRAY** - COLORSTEEL KARAKA / EBONY / WINDSOR GREY  
J04 → **ALUMINIUM JOINERY** - COLORSTEEL KARAKA / EBONY / WINDSOR

ARCHITECTURAL FEATURES

**GABLE PICTURE FRAME**  
HIGHLIGHTS FEATURE CLADDING  
PF →

**THIN FASCIA**  
CREATES A SENSE OF LIGHTNESS  
TF →

**WINDOW SHROUD**  
HIGHLIGHT KEY GLAZING PANELS  
WS →





TERRA STUDIO

5G.2 - A4

FLOOR PLAN SUMMARY

BEDROOMS	5
BATHROOMS	2.5
GARAGE	1
STOREYS	2

GROSS FLOOR AREA

GROUND FLOOR	78.0m <sup>2</sup>
FIRST FLOOR	78.0m <sup>2</sup>
BALCONY/DECK	
TOTAL AREA	156.0m <sup>2</sup>
BUILDING COVERAGE	82.2m <sup>2</sup>

NOTES:

GROSS FLOOR AREA IS MEASURED FROM THE OUTSIDE OF EXTERNAL WALL FRAMING, AND INCLUDES STAIRS AND STAIRWELLS AT EACH FLOOR, DECKS AND BALCONIES, UNLESS OTHERWISE STATED, ARE NOT INCLUDED IN GFA.

THE BUILDING COVERAGE TOTAL LISTED ON THIS SHEET DOES NOT ACCOUNT FOR ADDITIONAL SITE-SPECIFIC BUILDING COVERAGES SUCH AS DECKS OVER 1m IN HEIGHT AND OTHER STRUCTURES.

DESIGNS ARE SUBJECT TO RESOURCE CONSENT. REFER TO APPROVED INTERGRATED CONSENT MASTERPLAN DRAWINGS FOR LOT-SPECIFIC INFORMATION AND LANDSCAPE DESIGN.

DIMENSIONS MUST NOT BE SCALED FROM THE DRAWINGS

THE CONTRACTOR SHALL CONFIRM ALL DIMENSIONS AND LEVELS ON SITE PRIOR TO COMMENCING WORK.

LEGEND

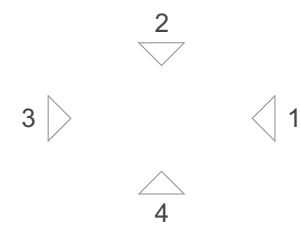
OUTLOOK

OUTDOOR LIVING SPACE  
4m x 5m / 20m<sup>2</sup>

BATTER SLOPE



ELEVATION KEY



ROOM KEY

E	ENTRY
L	LIVING ROOM
D	DINING
K	KITCHEN
WC	BATHROOM
EN	ENSUITE
B	BEDROOM
ST	STORAGE
G	GARAGE

WALL CLADDING

	W01 → <b>TIMBER</b> - VERTICAL - WHITEWASH STAIN (HERMPAC OR ABODO VULCAN IN WHITE, OR SIMILAR)
	W02 → <b>TIMBER</b> - VERTICAL - NATURAL STAIN (HERMPAC OR ABODO VULCAN IN NATURAL, OR SIMILAR) NOTE: NO OVERLY SATURATED / VIBRANT STAINS TO BE USED
	W03 → <b>TIMBER</b> - VERTICAL - DARK / CHARCOAL STAIN (HERMPAC OR ABODO VULCAN IN EBONY/GRAPHITE, OR SIMILAR)
	W04 → <b>GROOVED SHEET PRODUCT</b> - VERTICAL - WHITE / LIGHT PAINT JAMES HARDIE GROOVED AXON PANEL (133mm/400mm)
	W05 → <b>GROOVED SHEET PRODUCT</b> - VERTICAL - DARK PAINT JAMES HARDIE GROOVED AXON PANEL (133mm/400mm)
	W06 → <b>GROOVED SHEET PRODUCT</b> - VERTICAL - BLACK PAINT JAMES HARDIE GROOVED AXON PANEL (133mm/400mm)

	W07 → <b>WEATHERBOARD</b> - HORIZONTAL - LIGHT PAINT
	W08 → <b>WEATHERBOARD</b> - HORIZONTAL - DARK PAINT
	W09 → <b>WEATHERBOARD</b> - HORIZONTAL - FEATURE TIMBER (HERMPAC WEATHERBOARD IN NATURAL STAIN)
	W10 → <b>BRICK</b> - RUNNING BOND - WHITE NATURAL FINISH
	W11 → <b>BRICK</b> - RUNNING BOND - BLACK FINISH
	W12 → <b>BRICK</b> - RUNNING BOND - NATURAL FINISH 3-5 COLOUR MIX FOR VARIETY

ROOFING / JOINERY

	<b>STEEL RIBBED ROOFING</b> - REFER TO COLOURS BELOW NOTE: THIS SPECIFICATION CAN ALSO BE USED FOR WALLS
	<b>ALUMINIUM JOINERY</b> - REFER TO COLOURS BELOW
	R01 → <b>STEEL TRAY</b> - COLORSTEEL TITANIA / CLOUD J01 → <b>ALUMINIUM JOINERY</b> - COLORSTEEL TITANIA / CLOUD
	R02 → <b>STEEL TRAY</b> - COLORSTEEL GULL GREY J02 → <b>ALUMINIUM JOINERY</b> - COLORSTEEL GULL GREY
	R03 → <b>STEEL TRAY</b> - COLORSTEEL IRONSAND J03 → <b>ALUMINIUM JOINERY</b> - COLORSTEEL IRONSAND
	R04 → <b>STEEL TRAY</b> - COLORSTEEL KARAKA / EBONY / WINDSOR GREY J04 → <b>ALUMINIUM JOINERY</b> - COLORSTEEL KARAKA / EBONY / WINDSOR

ARCHITECTURAL FEATURES

			<b>GABLE PICTURE FRAME</b> HIGHLIGHTS FEATURE CLADDING PF →
			<b>THIN FASCIA</b> CREATES A SENSE OF LIGHTNESS TF →
			<b>WINDOW SHROUD</b> HIGHLIGHT KEY GLAZING PANELS WS →

CLIENT MYLAND PARTNERS

PROJECT NAME PROJECT

DRAWING TITLE 5G.2 - A4 ELEVATIONS

SCALE 1:50

REVISION I.D A

DRAWING NO.

A-TS-220



FLOOR PLAN SUMMARY

BEDROOMS	5
BATHROOMS	2.5
GARAGE	1
STOREYS	2

GROSS FLOOR AREA

GROUND FLOOR	77.8m <sup>2</sup>
FIRST FLOOR	77.8m <sup>2</sup>
BALCONY/DECK	
TOTAL AREA	155.6m <sup>2</sup>
BUILDING COVERAGE	82.7m <sup>2</sup>

NOTES:

GROSS FLOOR AREA IS MEASURED FROM THE OUTSIDE OF EXTERNAL WALL FRAMING, AND INCLUDES STAIRS AND STAIRWELLS AT EACH FLOOR, DECKS AND BALCONIES, UNLESS OTHERWISE STATED, ARE NOT INCLUDED IN GFA.

THE BUILDING COVERAGE TOTAL LISTED ON THIS SHEET DOES NOT ACCOUNT FOR ADDITIONAL SITE-SPECIFIC BUILDING COVERAGES SUCH AS DECKS OVER 1m IN HEIGHT AND OTHER STRUCTURES.

DESIGNS ARE SUBJECT TO RESOURCE CONSENT. REFER TO APPROVED INTERGRATED CONSENT MASTERPLAN DRAWINGS FOR LOT-SPECIFIC INFORMATION AND LANDSCAPE DESIGN.

DIMENSIONS MUST NOT BE SCALED FROM THE DRAWINGS

THE CONTRACTOR SHALL CONFIRM ALL DIMENSIONS AND LEVELS ON SITE PRIOR TO COMMENCING WORK.

LEGEND

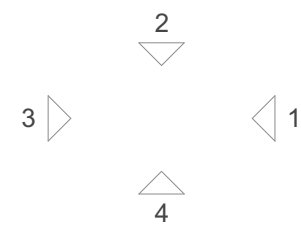
OUTLOOK

OUTDOOR LIVING SPACE  
4m x 5m / 20m<sup>2</sup>

BATTER SLOPE



ELEVATION KEY



ROOM KEY

E	ENTRY
L	LIVING ROOM
D	DINING
K	KITCHEN
WC	BATHROOM
EN	ENSUITE
B	BEDROOM
ST	STORAGE
G	GARAGE

CLIENT MYLAND PARTNERS

PROJECT NAME PROJECT

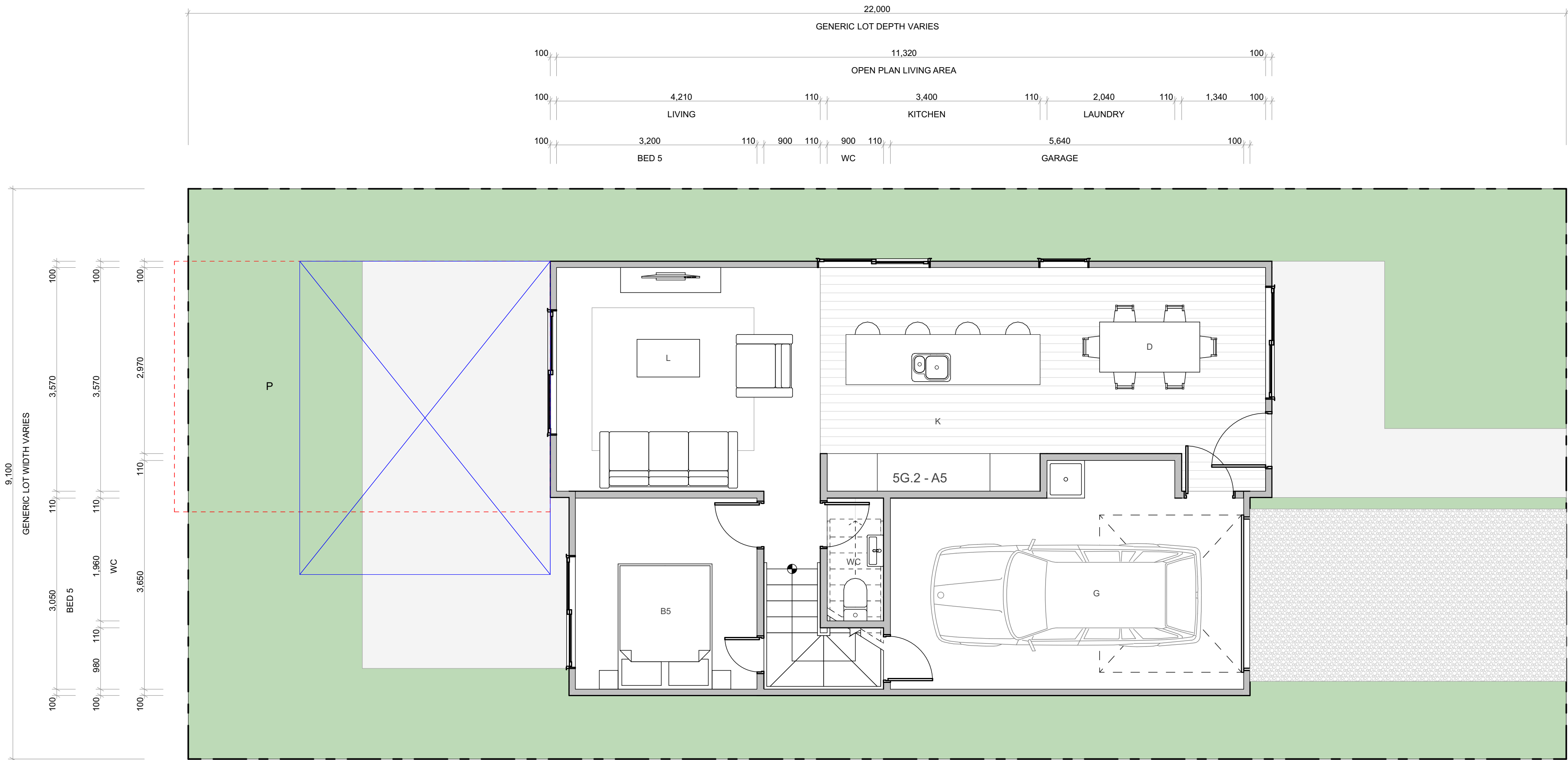
DRAWING TITLE 5G.2 - A5

SCALE 1:50

REVISION I.D A

DRAWING NO.

A-TS-221



WALL CLADDING

	W01 → <b>TIMBER - VERTICAL - WHITEWASH STAIN</b> (HERMPAC OR ABODO VULCAN IN WHITE, OR SIMILAR)
	W02 → <b>TIMBER - VERTICAL - NATURAL STAIN</b> (HERMPAC OR ABODO VULCAN IN NATURAL, OR SIMILAR) NOTE: NO OVERLY SATURATED / VIBRANT STAINS TO BE USED
	W03 → <b>TIMBER - VERTICAL - DARK / CHARCOAL STAIN</b> (HERMPAC OR ABODO VULCAN IN EBONY/GRAPHITE, OR SIMILAR)
	W04 → <b>GROOVED SHEET PRODUCT - VERTICAL - WHITE / LIGHT PAINT</b> JAMES HARDIE GROOVED AXON PANEL (133mm/400mm)
	W05 → <b>GROOVED SHEET PRODUCT - VERTICAL - DARK PAINT</b> JAMES HARDIE GROOVED AXON PANEL (133mm/400mm)
	W06 → <b>GROOVED SHEET PRODUCT - VERTICAL - BLACK PAINT</b> JAMES HARDIE GROOVED AXON PANEL (133mm/400mm)

	W07 → <b>WEATHERBOARD - HORIZONTAL - LIGHT PAINT</b>
	W08 → <b>WEATHERBOARD - HORIZONTAL - DARK PAINT</b>
	W09 → <b>WEATHERBOARD - HORIZONTAL - FEATURE TIMBER</b> (HERMPAC WEATHERBOARD IN NATURAL STAIN)
	W10 → <b>BRICK - RUNNING BOND - WHITE NATURAL FINISH</b>
	W11 → <b>BRICK - RUNNING BOND - BLACK FINISH</b>
	W12 → <b>BRICK - RUNNING BOND - NATURAL FINISH</b> 3-5 COLOUR MIX FOR VARIETY

ROOFING / JOINERY

	<b>STEEL RIBBED ROOFING - REFER TO COLOURS BELOW</b> NOTE: THIS SPECIFICATION CAN ALSO BE USED FOR WALLS
	<b>ALUMINIUM JOINERY - REFER TO COLOURS BELOW</b>
	R01 → <b>STEEL TRAY - COLORSTEEL TITANIA / CLOUD</b> J01 → <b>ALUMINIUM JOINERY - COLORSTEEL TITANIA / CLOUD</b>
	R02 → <b>STEEL TRAY - COLORSTEEL GULL GREY</b> J02 → <b>ALUMINIUM JOINERY - COLORSTEEL GULL GREY</b>
	R03 → <b>STEEL TRAY - COLORSTEEL IRONSAND</b> J03 → <b>ALUMINIUM JOINERY - COLORSTEEL IRONSAND</b>
	R04 → <b>STEEL TRAY - COLORSTEEL KARAKA / EBONY / WINDSOR GREY</b> J04 → <b>ALUMINIUM JOINERY - COLORSTEEL KARAKA / EBONY / WINDSOR</b>

ARCHITECTURAL FEATURES

	<b>GABLE PICTURE FRAME</b> HIGHLIGHTS FEATURE CLADDING PF →
	<b>THIN FASCIA</b> CREATES A SENSE OF LIGHTNESS TF →
	<b>WINDOW SHROUD</b> HIGHLIGHT KEY GLAZING PANELS WS →



FLOOR PLAN SUMMARY

BEDROOMS	5
BATHROOMS	2.5
GARAGE	1
STOREYS	2

GROSS FLOOR AREA

GROUND FLOOR	77.8m <sup>2</sup>
FIRST FLOOR	77.8m <sup>2</sup>
BALCONY/DECK	
TOTAL AREA	155.6m <sup>2</sup>
BUILDING COVERAGE	82.7m <sup>2</sup>

NOTES:

GROSS FLOOR AREA IS MEASURED FROM THE OUTSIDE OF EXTERNAL WALL FRAMING, AND INCLUDES STAIRS AND STAIRWELLS AT EACH FLOOR, DECKS AND BALCONIES, UNLESS OTHERWISE STATED, ARE NOT INCLUDED IN GFA.

THE BUILDING COVERAGE TOTAL LISTED ON THIS SHEET DOES NOT ACCOUNT FOR ADDITIONAL SITE-SPECIFIC BUILDING COVERAGES SUCH AS DECKS OVER 1m IN HEIGHT AND OTHER STRUCTURES.

DESIGNS ARE SUBJECT TO RESOURCE CONSENT. REFER TO APPROVED INTERGRATED CONSENT MASTERPLAN DRAWINGS FOR LOT-SPECIFIC INFORMATION AND LANDSCAPE DESIGN.

DIMENSIONS MUST NOT BE SCALED FROM THE DRAWINGS

THE CONTRACTOR SHALL CONFIRM ALL DIMENSIONS AND LEVELS ON SITE PRIOR TO COMMENCING WORK.

LEGEND

OUTLOOK

OUTDOOR LIVING SPACE  
4m x 5m / 20m<sup>2</sup>

BATTER SLOPE



ELEVATION KEY



ROOM KEY

E	ENTRY
L	LIVING ROOM
D	DINING
K	KITCHEN
WC	BATHROOM
EN	ENSUITE
B	BEDROOM
ST	STORAGE
G	GARAGE

CLIENT MYLAND PARTNERS

PROJECT NAME PROJECT

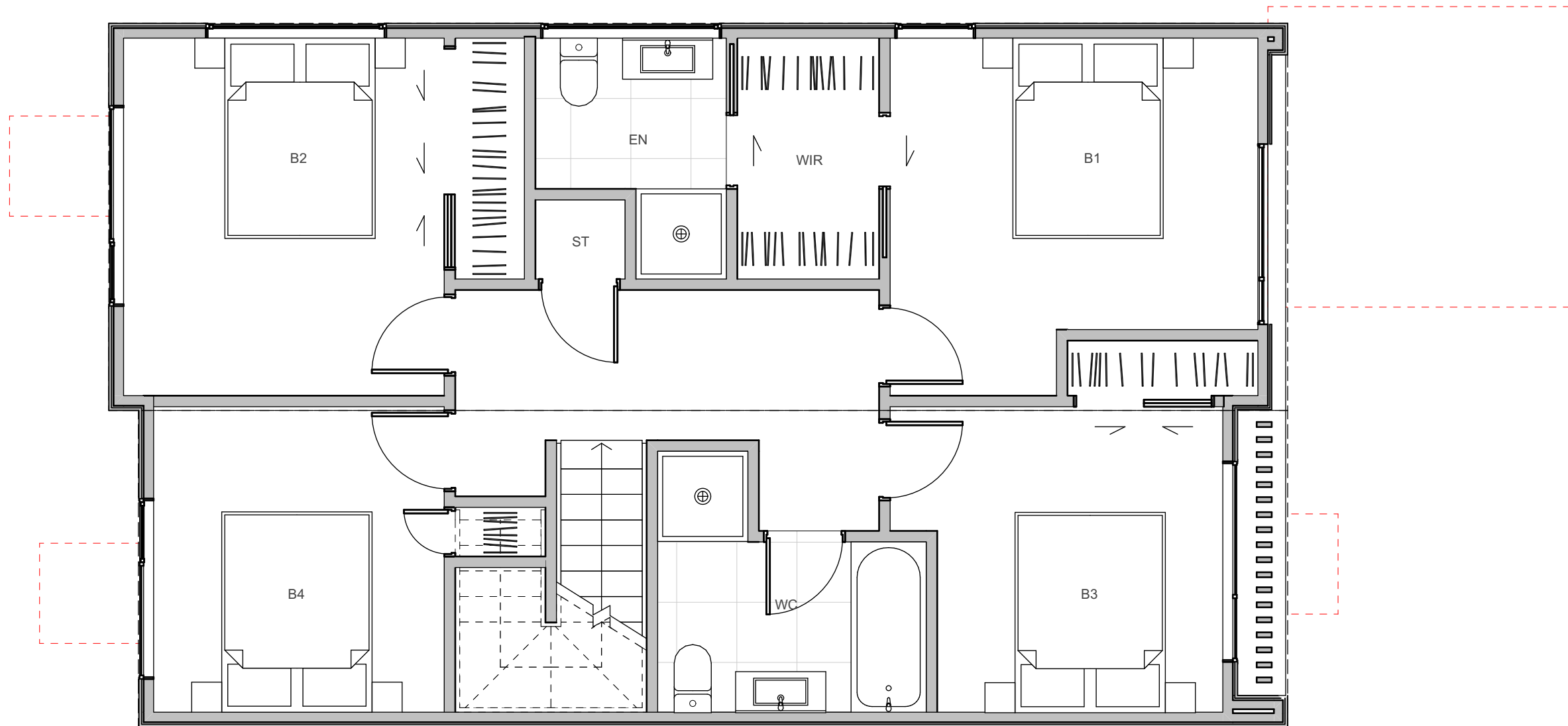
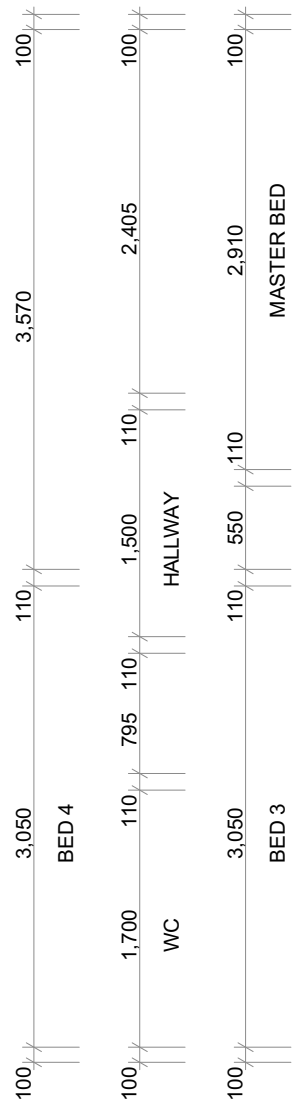
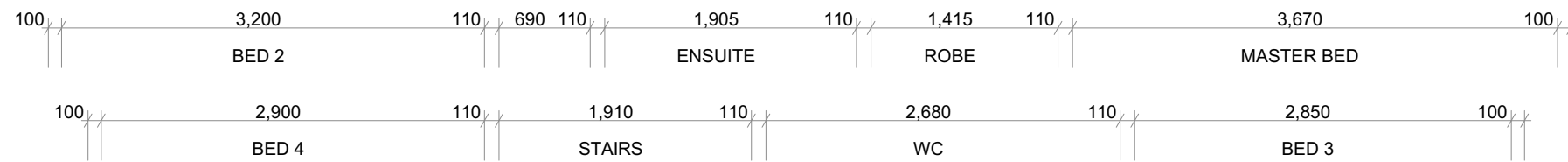
DRAWING TITLE 5G.2 - A5

SCALE 1:50

REVISION I.D A

DRAWING NO.

A-TS-222



WALL CLADDING

W01 → **TIMBER** - VERTICAL - WHITEWASH STAIN (HERMPAC OR ABODO VULCAN IN WHITE, OR SIMILAR)

W02 → **TIMBER** - VERTICAL - NATURAL STAIN (HERMPAC OR ABODO VULCAN IN NATURAL, OR SIMILAR) NOTE: NO OVERLY SATURATED / VIBRANT STAINS TO BE USED

W03 → **TIMBER** - VERTICAL - DARK / CHARCOAL STAIN (HERMPAC OR ABODO VULCAN IN EBONY/GRAPHITE, OR SIMILAR)

W04 → **GROOVED SHEET PRODUCT** - VERTICAL - WHITE / LIGHT PAINT JAMES HARDIE GROOVED AXON PANEL (133mm/400mm)

W05 → **GROOVED SHEET PRODUCT** - VERTICAL - DARK PAINT JAMES HARDIE GROOVED AXON PANEL (133mm/400mm)

W06 → **GROOVED SHEET PRODUCT** - VERTICAL - BLACK PAINT JAMES HARDIE GROOVED AXON PANEL (133mm/400mm)

W07 → **WEATHERBOARD** - HORIZONTAL - LIGHT PAINT

W08 → **WEATHERBOARD** - HORIZONTAL - DARK PAINT

W09 → **WEATHERBOARD** - HORIZONTAL - FEATURE TIMBER (HERMPAC WEATHERBOARD IN NATURAL STAIN)

W10 → **BRICK** - RUNNING BOND - WHITE NATURAL FINISH

W11 → **BRICK** - RUNNING BOND - BLACK FINISH

W12 → **BRICK** - RUNNING BOND - NATURAL FINISH 3-5 COLOUR MIX FOR VARIETY

ROOFING / JOINERY

**STEEL RIBBED ROOFING** - REFER TO COLOURS BELOW  
NOTE: THIS SPECIFICATION CAN ALSO BE USED FOR WALLS

**ALUMINIUM JOINERY** - REFER TO COLOURS BELOW

R01 → **STEEL TRAY** - COLORSTEEL TITANIA / CLOUD  
J01 → **ALUMINIUM JOINERY** - COLORSTEEL TITANIA / CLOUD

R02 → **STEEL TRAY** - COLORSTEEL GULL GREY  
J02 → **ALUMINIUM JOINERY** - COLORSTEEL GULL GREY

R03 → **STEEL TRAY** - COLORSTEEL IRONSAND  
J03 → **ALUMINIUM JOINERY** - COLORSTEEL IRONSAND

R04 → **STEEL TRAY** - COLORSTEEL KARAKA / EBONY / WINDSOR GREY  
J04 → **ALUMINIUM JOINERY** - COLORSTEEL KARAKA / EBONY / WINDSOR

ARCHITECTURAL FEATURES

**GABLE PICTURE FRAME**  
HIGHLIGHTS FEATURE CLADDING  
PF →

**THIN FASCIA**  
CREATES A SENSE OF LIGHTNESS  
TF →

**WINDOW SHROUD**  
HIGHLIGHT KEY GLAZING PANELS  
WS →





TERRA STUDIO

5G.2 - A5

FLOOR PLAN SUMMARY

BEDROOMS	5
BATHROOMS	2.5
GARAGE	1
STOREYS	2

GROSS FLOOR AREA

GROUND FLOOR	77.8m <sup>2</sup>
FIRST FLOOR	77.8m <sup>2</sup>
BALCONY/DECK	
TOTAL AREA	155.6m <sup>2</sup>
BUILDING COVERAGE	82.7m <sup>2</sup>

NOTES:

GROSS FLOOR AREA IS MEASURED FROM THE OUTSIDE OF EXTERNAL WALL FRAMING, AND INCLUDES STAIRS AND STAIRWELLS AT EACH FLOOR, DECKS AND BALCONIES, UNLESS OTHERWISE STATED, ARE NOT INCLUDED IN GFA.

THE BUILDING COVERAGE TOTAL LISTED ON THIS SHEET DOES NOT ACCOUNT FOR ADDITIONAL SITE-SPECIFIC BUILDING COVERAGES SUCH AS DECKS OVER 1m IN HEIGHT AND OTHER STRUCTURES.

DESIGNS ARE SUBJECT TO RESOURCE CONSENT. REFER TO APPROVED INTERGRATED CONSENT MASTERPLAN DRAWINGS FOR LOT-SPECIFIC INFORMATION AND LANDSCAPE DESIGN.

DIMENSIONS MUST NOT BE SCALED FROM THE DRAWINGS

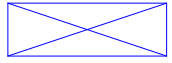
THE CONTRACTOR SHALL CONFIRM ALL DIMENSIONS AND LEVELS ON SITE PRIOR TO COMMENCING WORK.

LEGEND

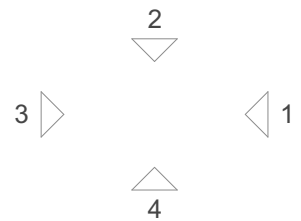
OUTLOOK

OUTDOOR LIVING SPACE  
4m x 5m / 20m<sup>2</sup>

BATTER SLOPE



ELEVATION KEY



ROOM KEY

E	ENTRY
L	LIVING ROOM
D	DINING
K	KITCHEN
WC	BATHROOM
EN	ENSUITE
B	BEDROOM
ST	STORAGE
G	GARAGE

WALL CLADDING

	W01 → <b>TIMBER</b> - VERTICAL - WHITEWASH STAIN (HERMPAC OR ABODO VULCAN IN WHITE, OR SIMILAR)
	W02 → <b>TIMBER</b> - VERTICAL - NATURAL STAIN (HERMPAC OR ABODO VULCAN IN NATURAL, OR SIMILAR) NOTE: NO OVERLY SATURATED / VIBRANT STAINS TO BE USED
	W03 → <b>TIMBER</b> - VERTICAL - DARK / CHARCOAL STAIN (HERMPAC OR ABODO VULCAN IN EBONY/GRAPHITE, OR SIMILAR)
	W04 → <b>GROOVED SHEET PRODUCT</b> - VERTICAL - WHITE / LIGHT PAINT JAMES HARDIE GROOVED AXON PANEL (133mm/400mm)
	W05 → <b>GROOVED SHEET PRODUCT</b> - VERTICAL - DARK PAINT JAMES HARDIE GROOVED AXON PANEL (133mm/400mm)
	W06 → <b>GROOVED SHEET PRODUCT</b> - VERTICAL - BLACK PAINT JAMES HARDIE GROOVED AXON PANEL (133mm/400mm)

	W07 → <b>WEATHERBOARD</b> - HORIZONTAL - LIGHT PAINT
	W08 → <b>WEATHERBOARD</b> - HORIZONTAL - DARK PAINT
	W09 → <b>WEATHERBOARD</b> - HORIZONTAL - FEATURE TIMBER (HERMPAC WEATHERBOARD IN NATURAL STAIN)
	W10 → <b>BRICK</b> - RUNNING BOND - WHITE NATURAL FINISH
	W11 → <b>BRICK</b> - RUNNING BOND - BLACK FINISH
	W12 → <b>BRICK</b> - RUNNING BOND - NATURAL FINISH 3-5 COLOUR MIX FOR VARIETY

ROOFING / JOINERY

	<b>STEEL RIBBED ROOFING</b> - REFER TO COLOURS BELOW NOTE: THIS SPECIFICATION CAN ALSO BE USED FOR WALLS
	<b>ALUMINIUM JOINERY</b> - REFER TO COLOURS BELOW
	R01 → <b>STEEL TRAY</b> - COLORSTEEL TITANIA / CLOUD J01 → <b>ALUMINIUM JOINERY</b> - COLORSTEEL TITANIA / CLOUD
	R02 → <b>STEEL TRAY</b> - COLORSTEEL GULL GREY J02 → <b>ALUMINIUM JOINERY</b> - COLORSTEEL GULL GREY
	R03 → <b>STEEL TRAY</b> - COLORSTEEL IRONSAND J03 → <b>ALUMINIUM JOINERY</b> - COLORSTEEL IRONSAND
	R04 → <b>STEEL TRAY</b> - COLORSTEEL KARAKA / EBONY / WINDSOR GREY J04 → <b>ALUMINIUM JOINERY</b> - COLORSTEEL KARAKA / EBONY / WINDSOR

ARCHITECTURAL FEATURES

			<b>GABLE PICTURE FRAME</b> HIGHLIGHTS FEATURE CLADDING PF →
			<b>THIN FASCIA</b> CREATES A SENSE OF LIGHTNESS TF →
			<b>WINDOW SHROUD</b> HIGHLIGHT KEY GLAZING PANELS WS →

CLIENT MYLAND PARTNERS

PROJECT NAME PROJECT

DRAWING TITLE 5G.2 - A5 ELEVATIONS

SCALE 1:50

REVISION I.D A

DRAWING NO.

A-TS-223



FLOOR PLAN SUMMARY

BEDROOMS	5
BATHROOMS	2.5
GARAGE	1
STOREYS	2

GROSS FLOOR AREA

GROUND FLOOR	77.8m <sup>2</sup>
FIRST FLOOR	77.8m <sup>2</sup>
BALCONY/DECK	
TOTAL AREA	155.6m <sup>2</sup>
BUILDING COVERAGE	83.3m <sup>2</sup>

NOTES:

GROSS FLOOR AREA IS MEASURED FROM THE OUTSIDE OF EXTERNAL WALL FRAMING, AND INCLUDES STAIRS AND STAIRWELLS AT EACH FLOOR, DECKS AND BALCONIES, UNLESS OTHERWISE STATED, ARE NOT INCLUDED IN GFA.

THE BUILDING COVERAGE TOTAL LISTED ON THIS SHEET DOES NOT ACCOUNT FOR ADDITIONAL SITE-SPECIFIC BUILDING COVERAGES SUCH AS DECKS OVER 1m IN HEIGHT AND OTHER STRUCTURES.

DESIGNS ARE SUBJECT TO RESOURCE CONSENT. REFER TO APPROVED INTERGRATED CONSENT MASTERPLAN DRAWINGS FOR LOT-SPECIFIC INFORMATION AND LANDSCAPE DESIGN.

DIMENSIONS MUST NOT BE SCALED FROM THE DRAWINGS

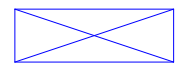
THE CONTRACTOR SHALL CONFIRM ALL DIMENSIONS AND LEVELS ON SITE PRIOR TO COMMENCING WORK.

LEGEND

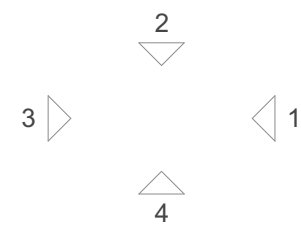
OUTLOOK

OUTDOOR LIVING SPACE  
4m x 5m / 20m<sup>2</sup>

BATTER SLOPE



ELEVATION KEY



ROOM KEY

E	ENTRY
L	LIVING ROOM
D	DINING
K	KITCHEN
WC	BATHROOM
EN	ENSUITE
B	BEDROOM
ST	STORAGE
G	GARAGE

CLIENT MYLAND PARTNERS

PROJECT NAME PROJECT

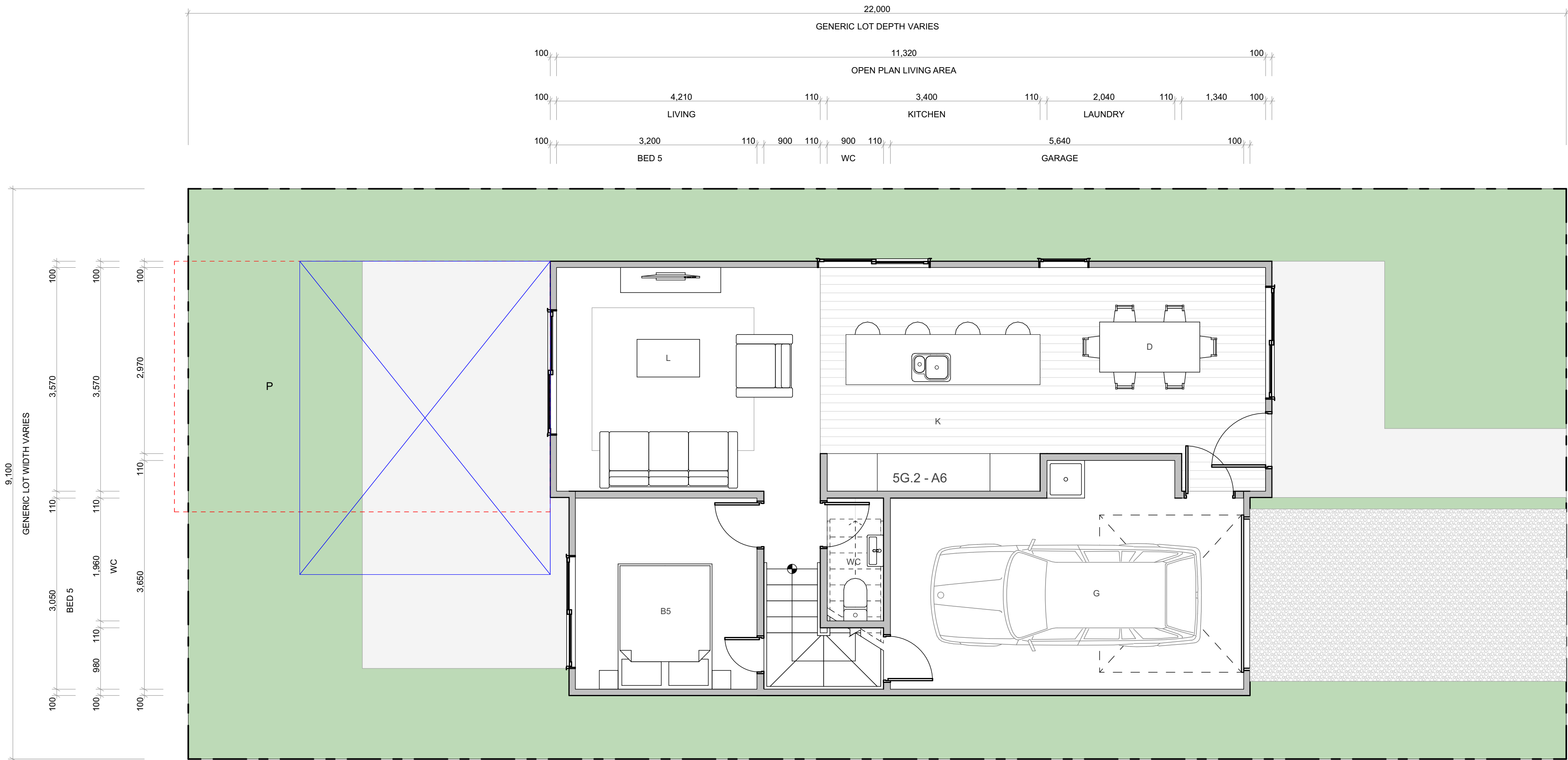
DRAWING TITLE 5G.2 - A6

SCALE 1:50

REVISION I.D A

DRAWING NO.

A-TS-224



WALL CLADDING

W01 → **TIMBER** - VERTICAL - WHITEWASH STAIN  
(HERMPAC OR ABODO VULCAN IN WHITE, OR SIMILAR)

W02 → **TIMBER** - VERTICAL - NATURAL STAIN  
(HERMPAC OR ABODO VULCAN IN NATURAL, OR SIMILAR)  
NOTE: NO OVERLY SATURATED / VIBRANT STAINS TO BE USED

W03 → **TIMBER** - VERTICAL - DARK / CHARCOAL STAIN  
(HERMPAC OR ABODO VULCAN IN EBONY/GRAPHITE, OR SIMILAR)

W04 → **GROOVED SHEET PRODUCT** - VERTICAL - WHITE / LIGHT PAINT  
JAMES HARDIE GROOVED AXON PANEL (133mm/400mm)

W05 → **GROOVED SHEET PRODUCT** - VERTICAL - DARK PAINT  
JAMES HARDIE GROOVED AXON PANEL (133mm/400mm)

W06 → **GROOVED SHEET PRODUCT** - VERTICAL - BLACK PAINT  
JAMES HARDIE GROOVED AXON PANEL (133mm/400mm)

W07 → **WEATHERBOARD** - HORIZONTAL - LIGHT PAINT

W08 → **WEATHERBOARD** - HORIZONTAL - DARK PAINT

W09 → **WEATHERBOARD** - HORIZONTAL - FEATURE TIMBER  
(HERMPAC WEATHERBOARD IN NATURAL STAIN)

W10 → **BRICK** - RUNNING BOND - WHITE NATURAL FINISH

W11 → **BRICK** - RUNNING BOND - BLACK FINISH

W12 → **BRICK** - RUNNING BOND - NATURAL FINISH  
3-5 COLOUR MIX FOR VARIETY

ROOFING / JOINERY

**STEEL RIBBED ROOFING** - REFER TO COLOURS BELOW  
NOTE: THIS SPECIFICATION CAN ALSO BE USED FOR WALLS

**ALUMINIUM JOINERY** - REFER TO COLOURS BELOW

R01 → **STEEL TRAY** - COLORSTEEL TITANIA / CLOUD  
J01 → **ALUMINIUM JOINERY** - COLORSTEEL TITANIA / CLOUD

R02 → **STEEL TRAY** - COLORSTEEL GULL GREY  
J02 → **ALUMINIUM JOINERY** - COLORSTEEL GULL GREY

R03 → **STEEL TRAY** - COLORSTEEL IRONSAND  
J03 → **ALUMINIUM JOINERY** - COLORSTEEL IRONSAND

R04 → **STEEL TRAY** - COLORSTEEL KARAKA / EBONY / WINDSOR GREY  
J04 → **ALUMINIUM JOINERY** - COLORSTEEL KARAKA / EBONY / WINDSOR

ARCHITECTURAL FEATURES

**GABLE PICTURE FRAME**  
HIGHLIGHTS FEATURE CLADDING

**THIN FASCIA**  
CREATES A SENSE OF LIGHTNESS

**WINDOW SHROUD**  
HIGHLIGHT KEY GLAZING PANELS



FLOOR PLAN SUMMARY

BEDROOMS	5
BATHROOMS	2.5
GARAGE	1
STOREYS	2

GROSS FLOOR AREA

GROUND FLOOR	77.8m <sup>2</sup>
FIRST FLOOR	77.8m <sup>2</sup>
BALCONY/DECK	
TOTAL AREA	155.6m <sup>2</sup>
BUILDING COVERAGE	83.3m <sup>2</sup>

NOTES:

GROSS FLOOR AREA IS MEASURED FROM THE OUTSIDE OF EXTERNAL WALL FRAMING, AND INCLUDES STAIRS AND STAIRWELLS AT EACH FLOOR, DECKS AND BALCONIES, UNLESS OTHERWISE STATED, ARE NOT INCLUDED IN GFA.

THE BUILDING COVERAGE TOTAL LISTED ON THIS SHEET DOES NOT ACCOUNT FOR ADDITIONAL SITE-SPECIFIC BUILDING COVERAGES SUCH AS DECKS OVER 1m IN HEIGHT AND OTHER STRUCTURES.

DESIGNS ARE SUBJECT TO RESOURCE CONSENT. REFER TO APPROVED INTERGRATED CONSENT MASTERPLAN DRAWINGS FOR LOT-SPECIFIC INFORMATION AND LANDSCAPE DESIGN.

DIMENSIONS MUST NOT BE SCALED FROM THE DRAWINGS

THE CONTRACTOR SHALL CONFIRM ALL DIMENSIONS AND LEVELS ON SITE PRIOR TO COMMENCING WORK.

LEGEND

OUTLOOK

OUTDOOR LIVING SPACE  
4m x 5m / 20m<sup>2</sup>

BATTER SLOPE



ELEVATION KEY



ROOM KEY

E	ENTRY
L	LIVING ROOM
D	DINING
K	KITCHEN
WC	BATHROOM
EN	ENSUITE
B	BEDROOM
ST	STORAGE
G	GARAGE

CLIENT MYLAND PARTNERS

PROJECT NAME PROJECT

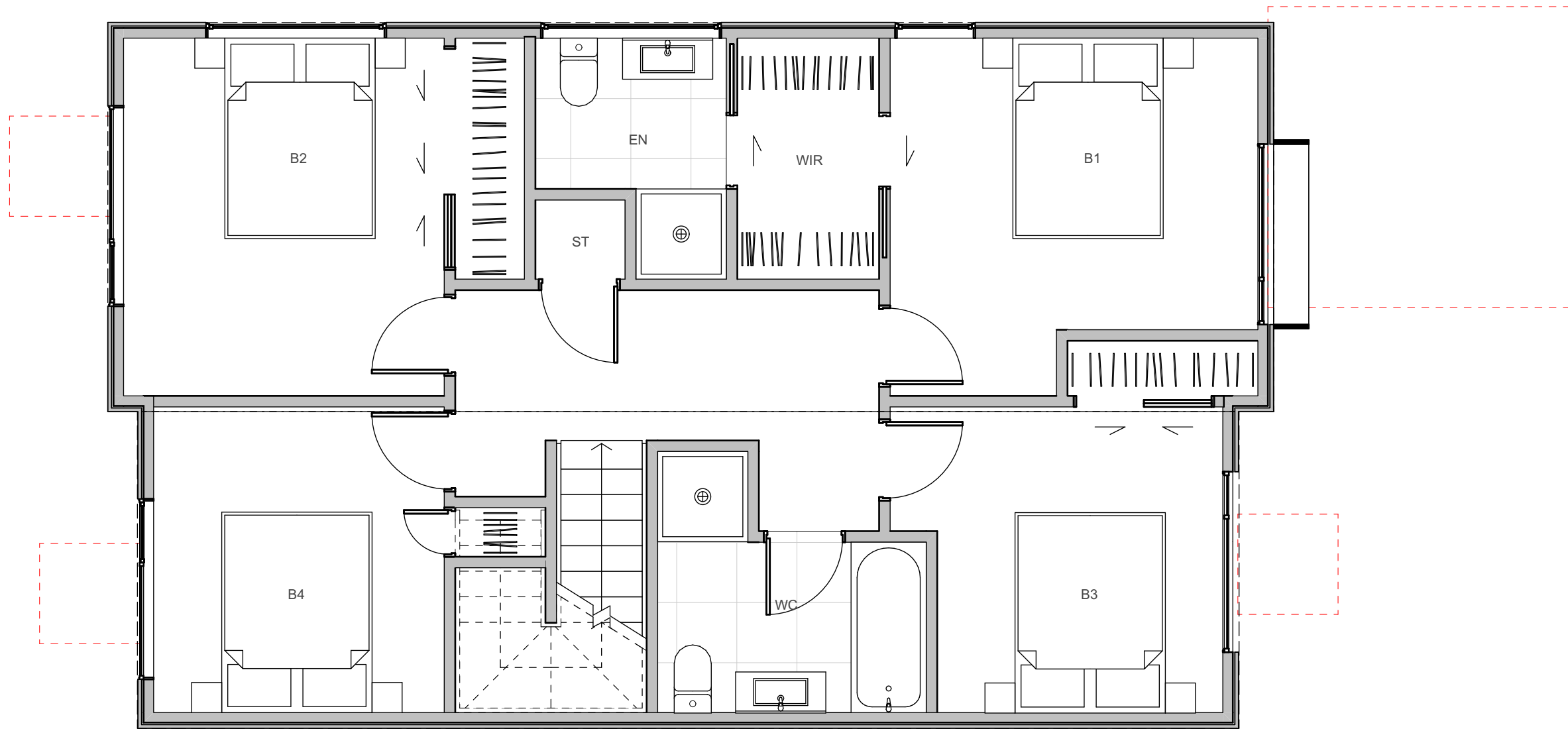
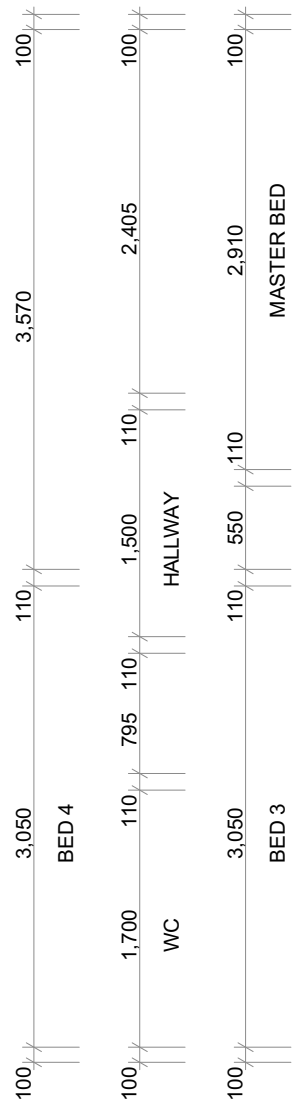
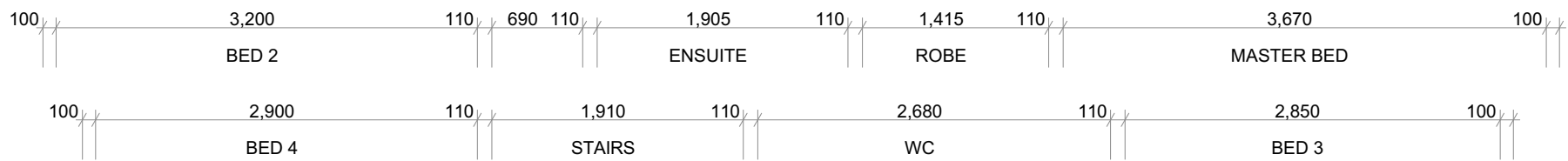
DRAWING TITLE 5G.2 - A6

SCALE 1:50

REVISION I.D A

DRAWING NO.

A-TS-225



WALL CLADDING

W01 → **TIMBER** - VERTICAL - WHITEWASH STAIN (HERMPAC OR ABODO VULCAN IN WHITE, OR SIMILAR)

W02 → **TIMBER** - VERTICAL - NATURAL STAIN (HERMPAC OR ABODO VULCAN IN NATURAL, OR SIMILAR) NOTE: NO OVERLY SATURATED / VIBRANT STAINS TO BE USED

W03 → **TIMBER** - VERTICAL - DARK / CHARCOAL STAIN (HERMPAC OR ABODO VULCAN IN EBONY/GRAPHITE, OR SIMILAR)

W04 → **GROOVED SHEET PRODUCT** - VERTICAL - WHITE / LIGHT PAINT JAMES HARDIE GROOVED AXON PANEL (133mm/400mm)

W05 → **GROOVED SHEET PRODUCT** - VERTICAL - DARK PAINT JAMES HARDIE GROOVED AXON PANEL (133mm/400mm)

W06 → **GROOVED SHEET PRODUCT** - VERTICAL - BLACK PAINT JAMES HARDIE GROOVED AXON PANEL (133mm/400mm)

W07 → **WEATHERBOARD** - HORIZONTAL - LIGHT PAINT

W08 → **WEATHERBOARD** - HORIZONTAL - DARK PAINT

W09 → **WEATHERBOARD** - HORIZONTAL - FEATURE TIMBER (HERMPAC WEATHERBOARD IN NATURAL STAIN)

W10 → **BRICK** - RUNNING BOND - WHITE NATURAL FINISH

W11 → **BRICK** - RUNNING BOND - BLACK FINISH

W12 → **BRICK** - RUNNING BOND - NATURAL FINISH 3-5 COLOUR MIX FOR VARIETY

ROOFING / JOINERY

**STEEL RIBBED ROOFING** - REFER TO COLOURS BELOW  
NOTE: THIS SPECIFICATION CAN ALSO BE USED FOR WALLS

**ALUMINIUM JOINERY** - REFER TO COLOURS BELOW

R01 → **STEEL TRAY** - COLORSTEEL TITANIA / CLOUD  
J01 → **ALUMINIUM JOINERY** - COLORSTEEL TITANIA / CLOUD

R02 → **STEEL TRAY** - COLORSTEEL GULL GREY  
J02 → **ALUMINIUM JOINERY** - COLORSTEEL GULL GREY

R03 → **STEEL TRAY** - COLORSTEEL IRONSAND  
J03 → **ALUMINIUM JOINERY** - COLORSTEEL IRONSAND

R04 → **STEEL TRAY** - COLORSTEEL KARAKA / EBONY / WINDSOR GREY  
J04 → **ALUMINIUM JOINERY** - COLORSTEEL KARAKA / EBONY / WINDSOR

ARCHITECTURAL FEATURES

**GABLE PICTURE FRAME**  
HIGHLIGHTS FEATURE CLADDING  
PF →

**THIN FASCIA**  
CREATES A SENSE OF LIGHTNESS  
TF →

**WINDOW SHROUD**  
HIGHLIGHT KEY GLAZING PANELS  
WS →





TERRA STUDIO

5G.2 - A6

FLOOR PLAN SUMMARY

BEDROOMS	5
BATHROOMS	2.5
GARAGE	1
STOREYS	2

GROSS FLOOR AREA

GROUND FLOOR	77.8m <sup>2</sup>
FIRST FLOOR	77.8m <sup>2</sup>
BALCONY/DECK	
TOTAL AREA	155.6m <sup>2</sup>
BUILDING COVERAGE	83.3m <sup>2</sup>

NOTES:

GROSS FLOOR AREA IS MEASURED FROM THE OUTSIDE OF EXTERNAL WALL FRAMING, AND INCLUDES STAIRS AND STAIRWELLS AT EACH FLOOR, DECKS AND BALCONIES, UNLESS OTHERWISE STATED, ARE NOT INCLUDED IN GFA.

THE BUILDING COVERAGE TOTAL LISTED ON THIS SHEET DOES NOT ACCOUNT FOR ADDITIONAL SITE-SPECIFIC BUILDING COVERAGES SUCH AS DECKS OVER 1m IN HEIGHT AND OTHER STRUCTURES.

DESIGNS ARE SUBJECT TO RESOURCE CONSENT. REFER TO APPROVED INTERGRATED CONSENT MASTERPLAN DRAWINGS FOR LOT-SPECIFIC INFORMATION AND LANDSCAPE DESIGN.

DIMENSIONS MUST NOT BE SCALED FROM THE DRAWINGS

THE CONTRACTOR SHALL CONFIRM ALL DIMENSIONS AND LEVELS ON SITE PRIOR TO COMMENCING WORK.

LEGEND

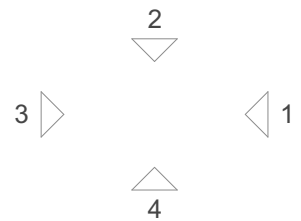
OUTLOOK

OUTDOOR LIVING SPACE  
4m x 5m / 20m<sup>2</sup>

BATTER SLOPE



ELEVATION KEY



ROOM KEY

E	ENTRY
L	LIVING ROOM
D	DINING
K	KITCHEN
WC	BATHROOM
EN	ENSUITE
B	BEDROOM
ST	STORAGE
G	GARAGE

WALL CLADDING

	W01 → <b>TIMBER</b> - VERTICAL - WHITEWASH STAIN (HERMPAC OR ABODO VULCAN IN WHITE, OR SIMILAR)
	W02 → <b>TIMBER</b> - VERTICAL - NATURAL STAIN (HERMPAC OR ABODO VULCAN IN NATURAL, OR SIMILAR) NOTE: NO OVERLY SATURATED / VIBRANT STAINS TO BE USED
	W03 → <b>TIMBER</b> - VERTICAL - DARK / CHARCOAL STAIN (HERMPAC OR ABODO VULCAN IN EBONY/GRAPHITE, OR SIMILAR)
	W04 → <b>GROOVED SHEET PRODUCT</b> - VERTICAL - WHITE / LIGHT PAINT JAMES HARDIE GROOVED AXON PANEL (133mm/400mm)
	W05 → <b>GROOVED SHEET PRODUCT</b> - VERTICAL - DARK PAINT JAMES HARDIE GROOVED AXON PANEL (133mm/400mm)
	W06 → <b>GROOVED SHEET PRODUCT</b> - VERTICAL - BLACK PAINT JAMES HARDIE GROOVED AXON PANEL (133mm/400mm)

	W07 → <b>WEATHERBOARD</b> - HORIZONTAL - LIGHT PAINT
	W08 → <b>WEATHERBOARD</b> - HORIZONTAL - DARK PAINT
	W09 → <b>WEATHERBOARD</b> - HORIZONTAL - FEATURE TIMBER (HERMPAC WEATHERBOARD IN NATURAL STAIN)
	W10 → <b>BRICK</b> - RUNNING BOND - WHITE NATURAL FINISH
	W11 → <b>BRICK</b> - RUNNING BOND - BLACK FINISH
	W12 → <b>BRICK</b> - RUNNING BOND - NATURAL FINISH 3-5 COLOUR MIX FOR VARIETY

ROOFING / JOINERY

	<b>STEEL RIBBED ROOFING</b> - REFER TO COLOURS BELOW NOTE: THIS SPECIFICATION CAN ALSO BE USED FOR WALLS
	<b>ALUMINIUM JOINERY</b> - REFER TO COLOURS BELOW
	R01 → <b>STEEL TRAY</b> - COLORSTEEL TITANIA / CLOUD J01 → <b>ALUMINIUM JOINERY</b> - COLORSTEEL TITANIA / CLOUD
	R02 → <b>STEEL TRAY</b> - COLORSTEEL GULL GREY J02 → <b>ALUMINIUM JOINERY</b> - COLORSTEEL GULL GREY
	R03 → <b>STEEL TRAY</b> - COLORSTEEL IRONSAND J03 → <b>ALUMINIUM JOINERY</b> - COLORSTEEL IRONSAND
	R04 → <b>STEEL TRAY</b> - COLORSTEEL KARAKA / EBONY / WINDSOR GREY J04 → <b>ALUMINIUM JOINERY</b> - COLORSTEEL KARAKA / EBONY / WINDSOR

ARCHITECTURAL FEATURES

			<b>GABLE PICTURE FRAME</b> HIGHLIGHTS FEATURE CLADDING PF →
			<b>THIN FASCIA</b> CREATES A SENSE OF LIGHTNESS TF →
			<b>WINDOW SHROUD</b> HIGHLIGHT KEY GLAZING PANELS WS →

CLIENT MYLAND PARTNERS

PROJECT NAME PROJECT

DRAWING TITLE 5G.2 - A6 ELEVATIONS

SCALE 1:50

REVISION I.D A

DRAWING NO.

A-TS-226



5G.2 - A8

FLOOR PLAN SUMMARY

BEDROOMS	5
BATHROOMS	2.5
GARAGE	1
STOREYS	2

GROSS FLOOR AREA

GROUND FLOOR	77.8m <sup>2</sup>
FIRST FLOOR	77.8m <sup>2</sup>
BALCONY/DECK	
TOTAL AREA	155.6m <sup>2</sup>
BUILDING COVERAGE	80.2m <sup>2</sup>

NOTES:

GROSS FLOOR AREA IS MEASURED FROM THE OUTSIDE OF EXTERNAL WALL FRAMING, AND INCLUDES STAIRS AND STAIRWELLS AT EACH FLOOR, DECKS AND BALCONIES, UNLESS OTHERWISE STATED, ARE NOT INCLUDED IN GFA.

THE BUILDING COVERAGE TOTAL LISTED ON THIS SHEET DOES NOT ACCOUNT FOR ADDITIONAL SITE-SPECIFIC BUILDING COVERAGES SUCH AS DECKS OVER 1m IN HEIGHT AND OTHER STRUCTURES.

DESIGNS ARE SUBJECT TO RESOURCE CONSENT. REFER TO APPROVED INTERGRATED CONSENT MASTERPLAN DRAWINGS FOR LOT-SPECIFIC INFORMATION AND LANDSCAPE DESIGN.

DIMENSIONS MUST NOT BE SCALED FROM THE DRAWINGS

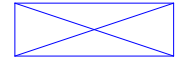
THE CONTRACTOR SHALL CONFIRM ALL DIMENSIONS AND LEVELS ON SITE PRIOR TO COMMENCING WORK.

LEGEND

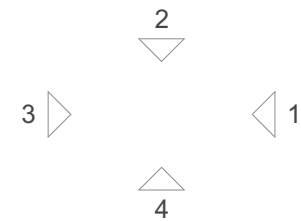
OUTLOOK

OUTDOOR LIVING SPACE  
4m x 5m / 20m<sup>2</sup>

BATTER SLOPE



ELEVATION KEY



ROOM KEY

E	ENTRY
L	LIVING ROOM
D	DINING
K	KITCHEN
WC	BATHROOM
EN	ENSUITE
B	BEDROOM
ST	STORAGE
G	GARAGE

CLIENT MYLAND PARTNERS

PROJECT NAME PROJECT

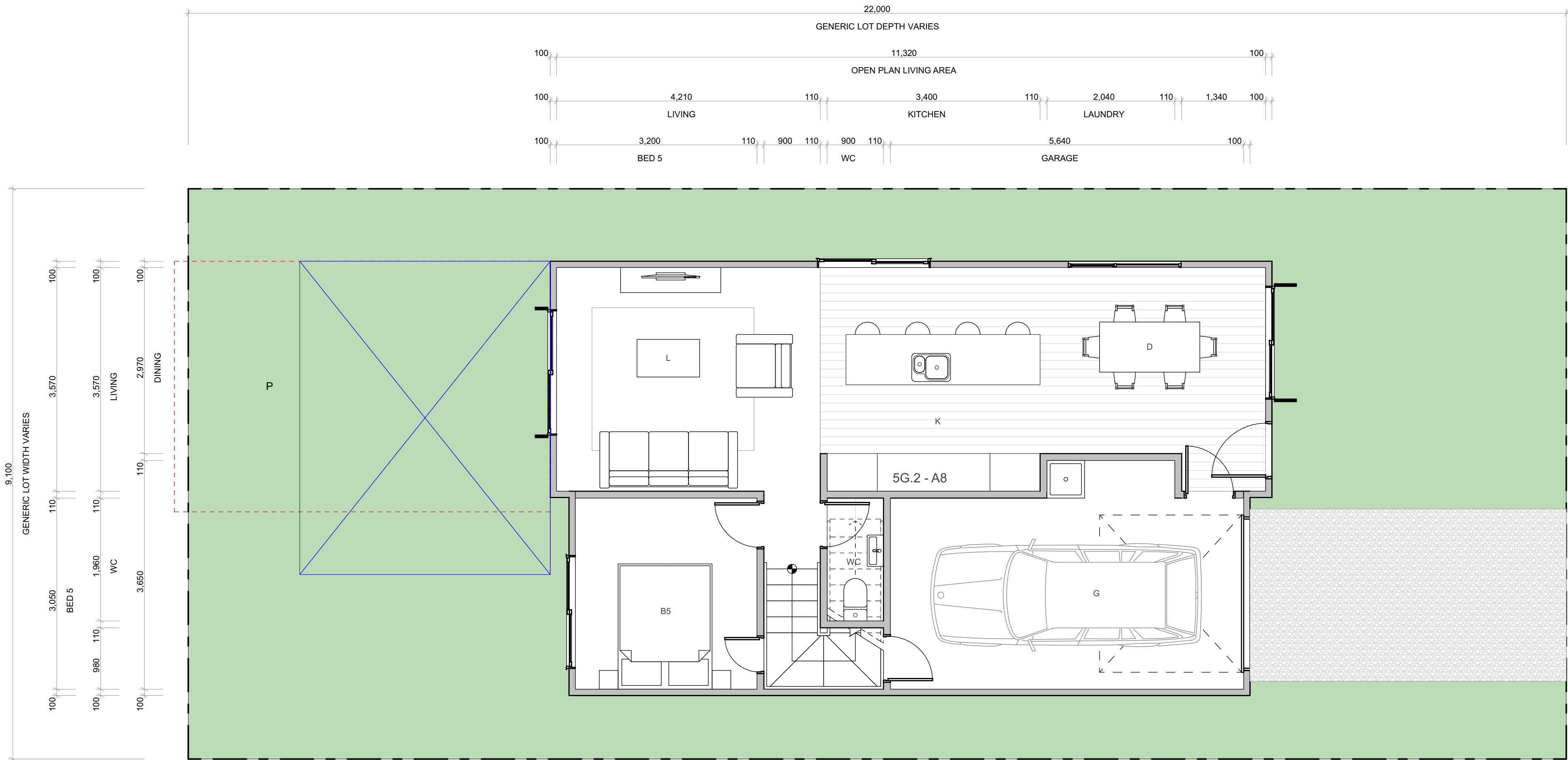
DRAWING TITLE 5G.2 - A8

SCALE 1:50

REVISION I.D A

DRAWING NO.

A-TS-227



WALL CLADDING

	W01 → <b>TIMBER - VERTICAL - WHITEWASH STAIN</b> (HERMPAC OR ABODO VULCAN IN WHITE, OR SIMILAR)
	W02 → <b>TIMBER - VERTICAL - NATURAL STAIN</b> (HERMPAC OR ABODO VULCAN IN NATURAL, OR SIMILAR) NOTE: NO OVERLY SATURATED / VIBRANT STAINS TO BE USED
	W03 → <b>TIMBER - VERTICAL - DARK / CHARCOAL STAIN</b> (HERMPAC OR ABODO VULCAN IN EBONY/GRAPHITE, OR SIMILAR)
	W04 → <b>GROOVED SHEET PRODUCT - VERTICAL - WHITE / LIGHT PAINT</b> JAMES HARDIE GROOVED AXON PANEL (133mm/400mm)
	W05 → <b>GROOVED SHEET PRODUCT - VERTICAL - DARK PAINT</b> JAMES HARDIE GROOVED AXON PANEL (133mm/400mm)
	W06 → <b>GROOVED SHEET PRODUCT - VERTICAL - BLACK PAINT</b> JAMES HARDIE GROOVED AXON PANEL (133mm/400mm)

	W07 → <b>WEATHERBOARD - HORIZONTAL - LIGHT PAINT</b>
	W08 → <b>WEATHERBOARD - HORIZONTAL - DARK PAINT</b>
	W09 → <b>WEATHERBOARD - HORIZONTAL - FEATURE TIMBER</b> (HERMPAC WEATHERBOARD IN NATURAL STAIN)
	W10 → <b>BRICK - RUNNING BOND - WHITE NATURAL FINISH</b>
	W11 → <b>BRICK - RUNNING BOND - BLACK FINISH</b>
	W12 → <b>BRICK - RUNNING BOND - NATURAL FINISH</b> 3-5 COLOUR MIX FOR VARIETY

ROOFING / JOINERY

	<b>STEEL RIBBED ROOFING</b> - REFER TO COLOURS BELOW NOTE: THIS SPECIFICATION CAN ALSO BE USED FOR WALLS
	<b>ALUMINIUM JOINERY</b> - REFER TO COLOURS BELOW
	R01 → <b>STEEL TRAY - COLORSTEEL TITANIA / CLOUD</b>
	J01 → <b>ALUMINIUM JOINERY - COLORSTEEL TITANIA / CLOUD</b>
	R02 → <b>STEEL TRAY - COLORSTEEL GULL GREY</b>
	J02 → <b>ALUMINIUM JOINERY - COLORSTEEL GULL GREY</b>
	R03 → <b>STEEL TRAY - COLORSTEEL IRONSAND</b>
	J03 → <b>ALUMINIUM JOINERY - COLORSTEEL IRONSAND</b>
	R04 → <b>STEEL TRAY - COLORSTEEL KARAKA / EBONY / WINDSOR GREY</b>
	J04 → <b>ALUMINIUM JOINERY - COLORSTEEL KARAKA / EBONY / WINDSOR</b>

ARCHITECTURAL FEATURES

			<b>GABLE PICTURE FRAME</b> HIGHLIGHTS FEATURE CLADDING PF →
			<b>THIN FASCIA</b> CREATES A SENSE OF LIGHTNESS TF →
			<b>WINDOW SHROUD</b> HIGHLIGHT KEY GLAZING PANELS WS →



FLOOR PLAN SUMMARY

BEDROOMS	5
BATHROOMS	2.5
GARAGE	1
STOREYS	2

GROSS FLOOR AREA

GROUND FLOOR	77.8m <sup>2</sup>
FIRST FLOOR	77.8m <sup>2</sup>
BALCONY/DECK	
TOTAL AREA	155.6m <sup>2</sup>
BUILDING COVERAGE	80.2m <sup>2</sup>

NOTES:

GROSS FLOOR AREA IS MEASURED FROM THE OUTSIDE OF EXTERNAL WALL FRAMING, AND INCLUDES STAIRS AND STAIRWELLS AT EACH FLOOR, DECKS AND BALCONIES, UNLESS OTHERWISE STATED, ARE NOT INCLUDED IN GFA.

THE BUILDING COVERAGE TOTAL LISTED ON THIS SHEET DOES NOT ACCOUNT FOR ADDITIONAL SITE-SPECIFIC BUILDING COVERAGES SUCH AS DECKS OVER 1m IN HEIGHT AND OTHER STRUCTURES.

DESIGNS ARE SUBJECT TO RESOURCE CONSENT. REFER TO APPROVED INTERGRATED CONSENT MASTERPLAN DRAWINGS FOR LOT-SPECIFIC INFORMATION AND LANDSCAPE DESIGN.

DIMENSIONS MUST NOT BE SCALED FROM THE DRAWINGS

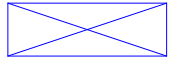
THE CONTRACTOR SHALL CONFIRM ALL DIMENSIONS AND LEVELS ON SITE PRIOR TO COMMENCING WORK.

LEGEND

OUTLOOK

OUTDOOR LIVING SPACE  
4m x 5m / 20m<sup>2</sup>

BATTER SLOPE



ELEVATION KEY



ROOM KEY

E	ENTRY
L	LIVING ROOM
D	DINING
K	KITCHEN
WC	BATHROOM
EN	ENSUITE
B	BEDROOM
ST	STORAGE
G	GARAGE

CLIENT MYLAND PARTNERS

PROJECT NAME PROJECT

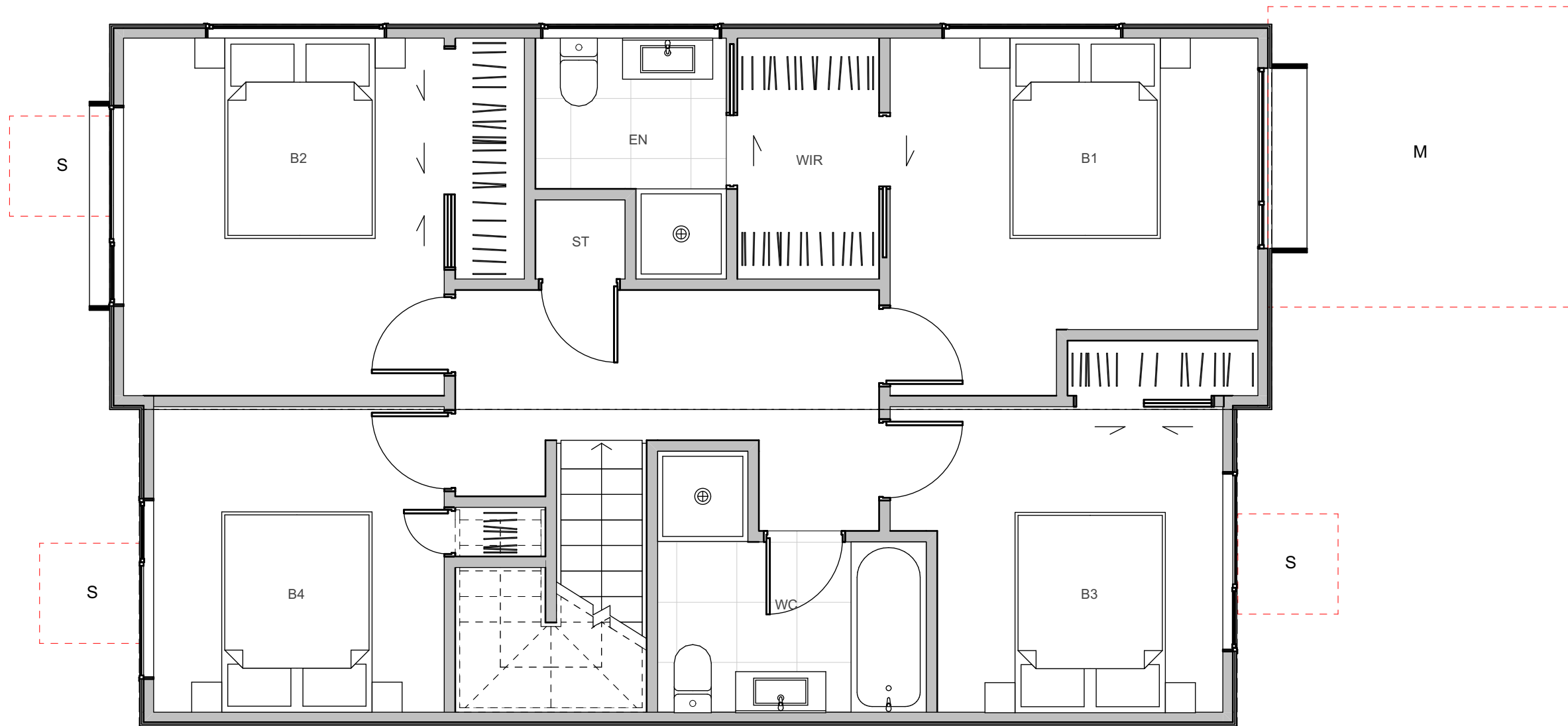
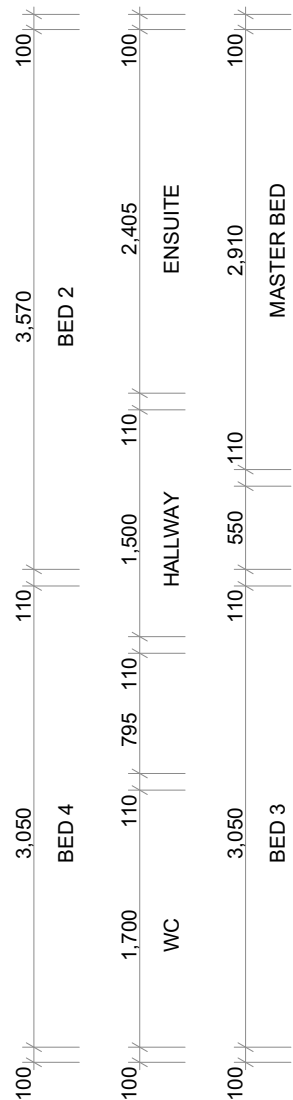
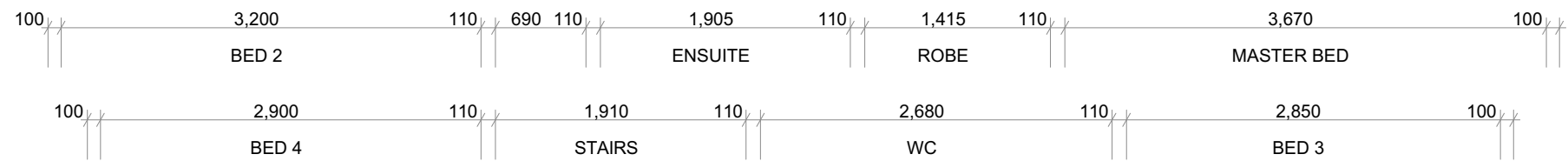
DRAWING TITLE 5G.2 - A8

SCALE 1:50

REVISION I.D A

DRAWING NO.

A-TS-228



WALL CLADDING

W01 → **TIMBER** - VERTICAL - WHITEWASH STAIN (HERMPAC OR ABODO VULCAN IN WHITE, OR SIMILAR)

W02 → **TIMBER** - VERTICAL - NATURAL STAIN (HERMPAC OR ABODO VULCAN IN NATURAL, OR SIMILAR) NOTE: NO OVERLY SATURATED / VIBRANT STAINS TO BE USED

W03 → **TIMBER** - VERTICAL - DARK / CHARCOAL STAIN (HERMPAC OR ABODO VULCAN IN EBONY/GRAPHITE, OR SIMILAR)

W04 → **GROOVED SHEET PRODUCT** - VERTICAL - WHITE / LIGHT PAINT JAMES HARDIE GROOVED AXON PANEL (133mm/400mm)

W05 → **GROOVED SHEET PRODUCT** - VERTICAL - DARK PAINT JAMES HARDIE GROOVED AXON PANEL (133mm/400mm)

W06 → **GROOVED SHEET PRODUCT** - VERTICAL - BLACK PAINT JAMES HARDIE GROOVED AXON PANEL (133mm/400mm)

W07 → **WEATHERBOARD** - HORIZONTAL - LIGHT PAINT

W08 → **WEATHERBOARD** - HORIZONTAL - DARK PAINT

W09 → **WEATHERBOARD** - HORIZONTAL - FEATURE TIMBER (HERMPAC WEATHERBOARD IN NATURAL STAIN)

W10 → **BRICK** - RUNNING BOND - WHITE NATURAL FINISH

W11 → **BRICK** - RUNNING BOND - BLACK FINISH

W12 → **BRICK** - RUNNING BOND - NATURAL FINISH 3-5 COLOUR MIX FOR VARIETY

ROOFING / JOINERY

**STEEL RIBBED ROOFING** - REFER TO COLOURS BELOW  
NOTE: THIS SPECIFICATION CAN ALSO BE USED FOR WALLS

**ALUMINIUM JOINERY** - REFER TO COLOURS BELOW

R01 → **STEEL TRAY** - COLORSTEEL TITANIA / CLOUD

J01 → **ALUMINIUM JOINERY** - COLORSTEEL TITANIA / CLOUD

R02 → **STEEL TRAY** - COLORSTEEL GULL GREY

J02 → **ALUMINIUM JOINERY** - COLORSTEEL GULL GREY

R03 → **STEEL TRAY** - COLORSTEEL IRONSAND

J03 → **ALUMINIUM JOINERY** - COLORSTEEL IRONSAND

R04 → **STEEL TRAY** - COLORSTEEL KARAKA / EBONY / WINDSOR GREY

J04 → **ALUMINIUM JOINERY** - COLORSTEEL KARAKA / EBONY / WINDSOR

ARCHITECTURAL FEATURES

**GABLE PICTURE FRAME**  
HIGHLIGHTS FEATURE CLADDING

PF →

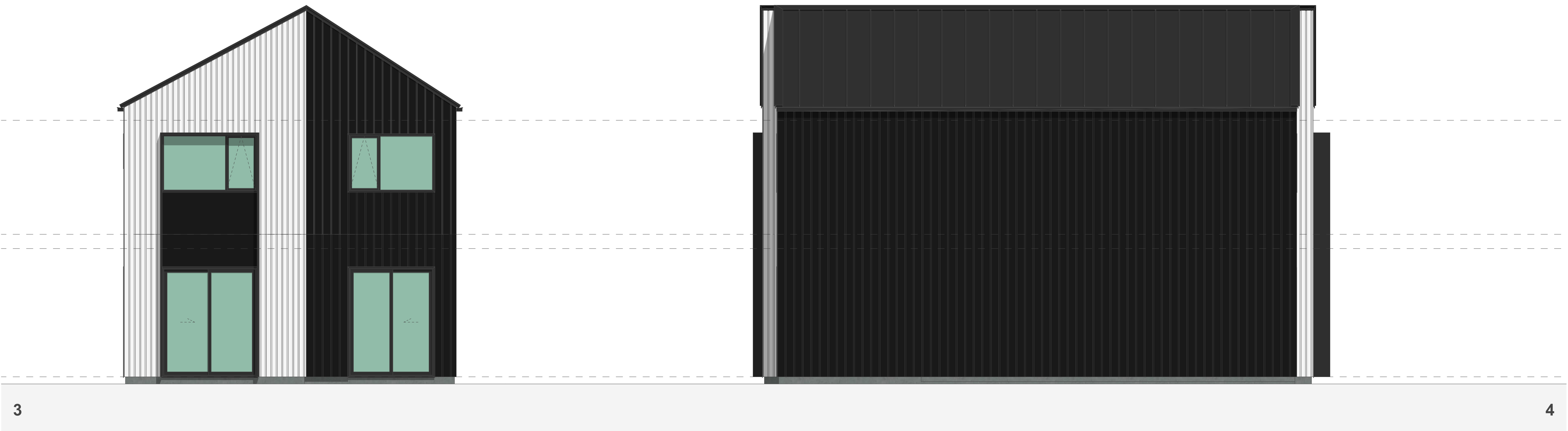
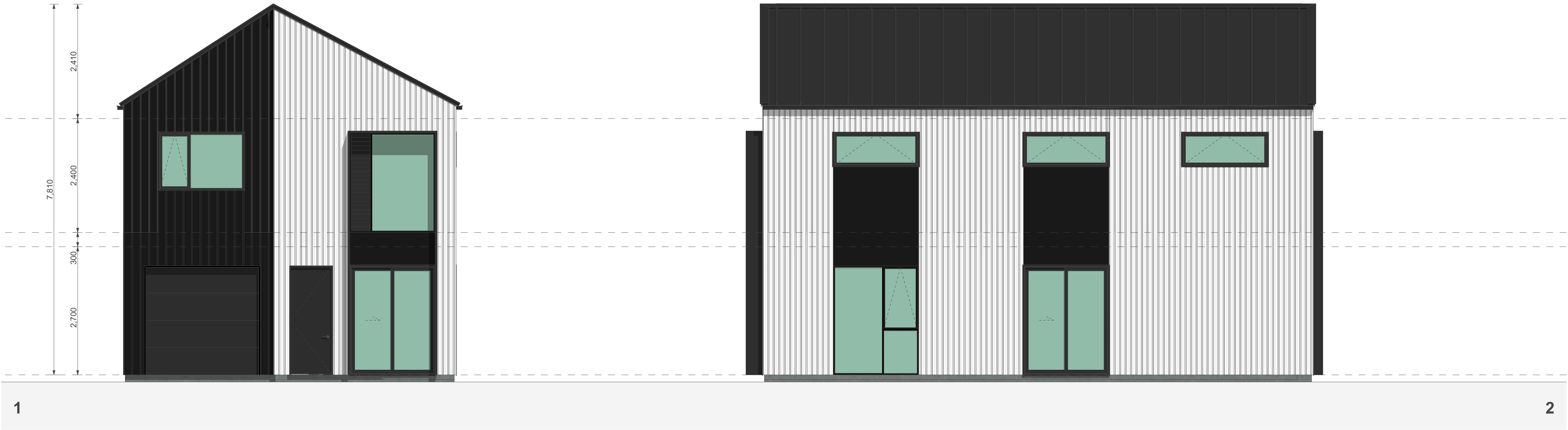
**THIN FASCIA**  
CREATES A SENSE OF LIGHTNESS

TF →

**WINDOW SHROUD**  
HIGHLIGHT KEY GLAZING PANELS

WS →





## TERRA STUDIO

### 5G.2 - A8

#### FLOOR PLAN SUMMARY

BEDROOMS	5
BATHROOMS	2.5
GARAGE	1
STOREYS	2

#### GROSS FLOOR AREA

GROUND FLOOR	77.8m <sup>2</sup>
FIRST FLOOR	77.8m <sup>2</sup>
BALCONY/DECK	
TOTAL AREA	155.6m <sup>2</sup>
BUILDING COVERAGE	80.2m <sup>2</sup>

#### NOTES:

GROSS FLOOR AREA IS MEASURED FROM THE OUTSIDE OF EXTERNAL WALL FRAMING, AND INCLUDES STAIRS AND STAIRWELLS AT EACH FLOOR, DECKS AND BALCONIES, UNLESS OTHERWISE STATED, ARE NOT INCLUDED IN GFA.

THE BUILDING COVERAGE TOTAL LISTED ON THIS SHEET DOES NOT ACCOUNT FOR ADDITIONAL SITE-SPECIFIC BUILDING COVERAGES SUCH AS DECKS OVER 1m IN HEIGHT AND OTHER STRUCTURES.

DESIGNS ARE SUBJECT TO RESOURCE CONSENT. REFER TO APPROVED INTERGRATED CONSENT MASTERPLAN DRAWINGS FOR LOT-SPECIFIC INFORMATION AND LANDSCAPE DESIGN.

DIMENSIONS MUST NOT BE SCALED FROM THE DRAWINGS

THE CONTRACTOR SHALL CONFIRM ALL DIMENSIONS AND LEVELS ON SITE PRIOR TO COMMENCING WORK.

#### LEGEND

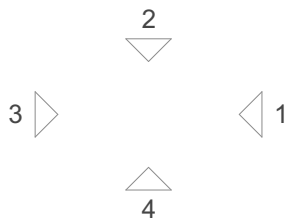
OUTLOOK

OUTDOOR LIVING SPACE  
4m x 5m / 20m<sup>2</sup>

BATTER SLOPE



#### ELEVATION KEY



#### ROOM KEY

E	ENTRY
L	LIVING ROOM
D	DINING
K	KITCHEN
WC	BATHROOM
EN	ENSUITE
B	BEDROOM
ST	STORAGE
G	GARAGE

#### WALL CLADDING

	W01 → <b>TIMBER</b> - VERTICAL - WHITEWASH STAIN (HERMPAC OR ABODO VULCAN IN WHITE, OR SIMILAR)
	W02 → <b>TIMBER</b> - VERTICAL - NATURAL STAIN (HERMPAC OR ABODO VULCAN IN NATURAL, OR SIMILAR) NOTE: NO OVERLY SATURATED / VIBRANT STAINS TO BE USED
	W03 → <b>TIMBER</b> - VERTICAL - DARK / CHARCOAL STAIN (HERMPAC OR ABODO VULCAN IN EBONY/GRAPHITE, OR SIMILAR)
	W04 → <b>GROOVED SHEET PRODUCT</b> - VERTICAL - WHITE / LIGHT PAINT JAMES HARDIE GROOVED AXON PANEL (133mm/400mm)
	W05 → <b>GROOVED SHEET PRODUCT</b> - VERTICAL - DARK PAINT JAMES HARDIE GROOVED AXON PANEL (133mm/400mm)
	W06 → <b>GROOVED SHEET PRODUCT</b> - VERTICAL - BLACK PAINT JAMES HARDIE GROOVED AXON PANEL (133mm/400mm)

	W07 → <b>WEATHERBOARD</b> - HORIZONTAL - LIGHT PAINT
	W08 → <b>WEATHERBOARD</b> - HORIZONTAL - DARK PAINT
	W09 → <b>WEATHERBOARD</b> - HORIZONTAL - FEATURE TIMBER (HERMPAC WEATHERBOARD IN NATURAL STAIN)
	W10 → <b>BRICK</b> - RUNNING BOND - WHITE NATURAL FINISH
	W11 → <b>BRICK</b> - RUNNING BOND - BLACK FINISH
	W12 → <b>BRICK</b> - RUNNING BOND - NATURAL FINISH 3-5 COLOUR MIX FOR VARIETY

#### ROOFING / JOINERY

	<b>STEEL RIBBED ROOFING</b> - REFER TO COLOURS BELOW NOTE: THIS SPECIFICATION CAN ALSO BE USED FOR WALLS
	<b>ALUMINIUM JOINERY</b> - REFER TO COLOURS BELOW
	R01 → <b>STEEL TRAY</b> - COLORSTEEL TITANIA / CLOUD J01 → <b>ALUMINIUM JOINERY</b> - COLORSTEEL TITANIA / CLOUD
	R02 → <b>STEEL TRAY</b> - COLORSTEEL GULL GREY J02 → <b>ALUMINIUM JOINERY</b> - COLORSTEEL GULL GREY
	R03 → <b>STEEL TRAY</b> - COLORSTEEL IRONSAND J03 → <b>ALUMINIUM JOINERY</b> - COLORSTEEL IRONSAND
	R04 → <b>STEEL TRAY</b> - COLORSTEEL KARAKA / EBONY / WINDSOR GREY J04 → <b>ALUMINIUM JOINERY</b> - COLORSTEEL KARAKA / EBONY / WINDSOR

#### ARCHITECTURAL FEATURES

			<b>GABLE PICTURE FRAME</b> HIGHLIGHTS FEATURE CLADDING PF →
			<b>THIN FASCIA</b> CREATES A SENSE OF LIGHTNESS TF →
			<b>WINDOW SHROUD</b> HIGHLIGHT KEY GLAZING PANELS WS →

CLIENT MYLAND PARTNERS

PROJECT NAME PROJECT

DRAWING TITLE 5G.2 - A8 ELEVATIONS

SCALE 1:50

REVISION I.D A

DRAWING NO.

A-TS-229



FLOOR PLAN SUMMARY

BEDROOMS	5
BATHROOMS	2.5
GARAGE	1
STOREYS	2

GROSS FLOOR AREA

GROUND FLOOR	77.8m <sup>2</sup>
FIRST FLOOR	77.8m <sup>2</sup>
BALCONY/DECK	
TOTAL AREA	155.6m <sup>2</sup>
BUILDING COVERAGE	81.7m <sup>2</sup>

NOTES:

GROSS FLOOR AREA IS MEASURED FROM THE OUTSIDE OF EXTERNAL WALL FRAMING, AND INCLUDES STAIRS AND STAIRWELLS AT EACH FLOOR, DECKS AND BALCONIES, UNLESS OTHERWISE STATED, ARE NOT INCLUDED IN GFA.

THE BUILDING COVERAGE TOTAL LISTED ON THIS SHEET DOES NOT ACCOUNT FOR ADDITIONAL SITE-SPECIFIC BUILDING COVERAGES SUCH AS DECKS OVER 1m IN HEIGHT AND OTHER STRUCTURES.

DESIGNS ARE SUBJECT TO RESOURCE CONSENT. REFER TO APPROVED INTERGRATED CONSENT MASTERPLAN DRAWINGS FOR LOT-SPECIFIC INFORMATION AND LANDSCAPE DESIGN.

DIMENSIONS MUST NOT BE SCALED FROM THE DRAWINGS

THE CONTRACTOR SHALL CONFIRM ALL DIMENSIONS AND LEVELS ON SITE PRIOR TO COMMENCING WORK.

LEGEND

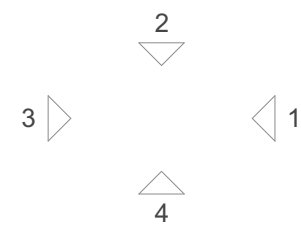
OUTLOOK

OUTDOOR LIVING SPACE  
4m x 5m / 20m<sup>2</sup>

BATTER SLOPE



ELEVATION KEY



ROOM KEY

E	ENTRY
L	LIVING ROOM
D	DINING
K	KITCHEN
WC	BATHROOM
EN	ENSUITE
B	BEDROOM
ST	STORAGE
G	GARAGE

CLIENT MYLAND PARTNERS

PROJECT NAME PROJECT

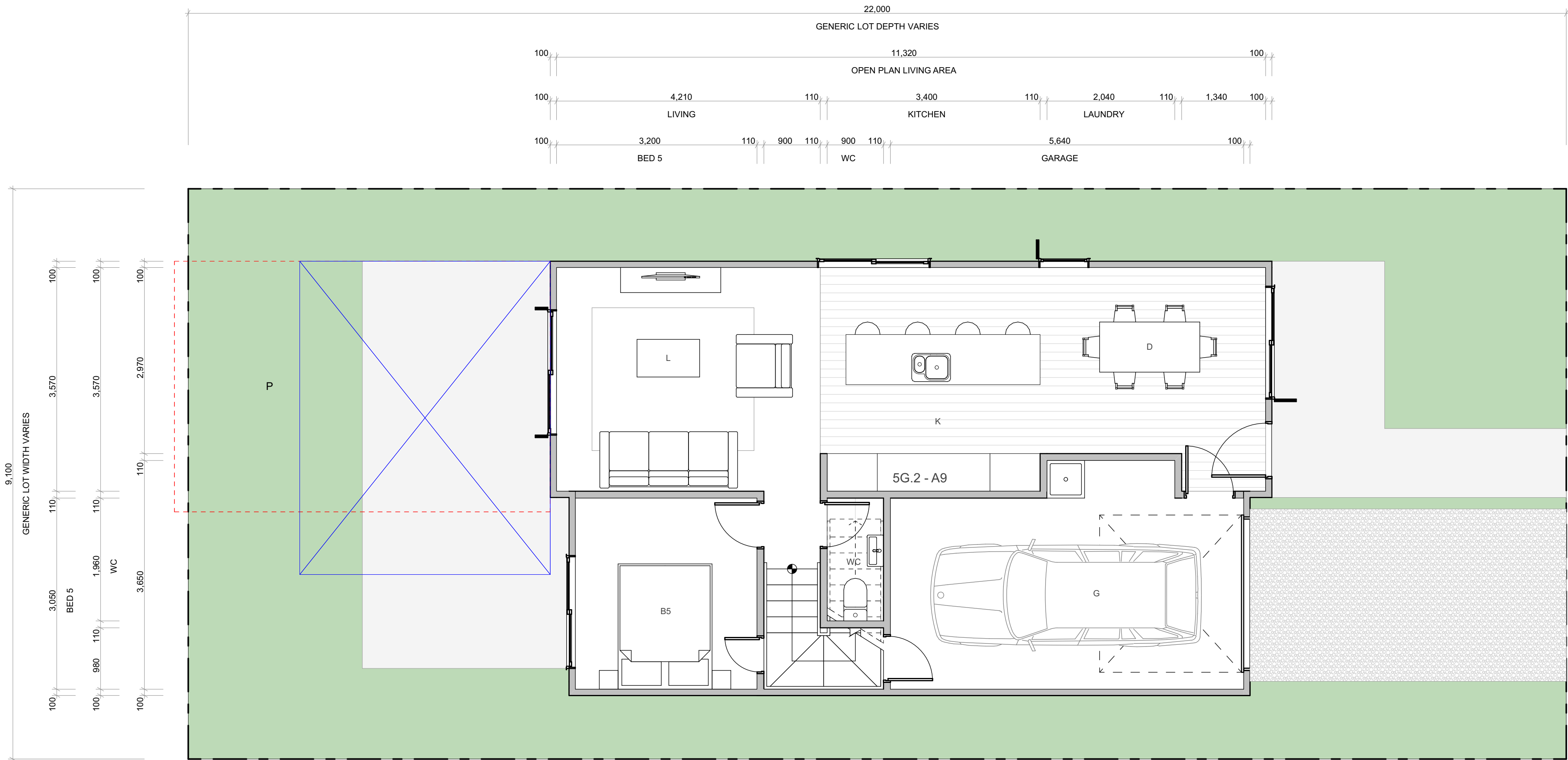
DRAWING TITLE 5G.2 - A9

SCALE 1:50

REVISION I.D A

DRAWING NO.

A-TS-230



WALL CLADDING

	W01 → <b>TIMBER</b> - VERTICAL - WHITEWASH STAIN (HERMPAC OR ABODO VULCAN IN WHITE, OR SIMILAR)
	W02 → <b>TIMBER</b> - VERTICAL - NATURAL STAIN (HERMPAC OR ABODO VULCAN IN NATURAL, OR SIMILAR) NOTE: NO OVERLY SATURATED / VIBRANT STAINS TO BE USED
	W03 → <b>TIMBER</b> - VERTICAL - DARK / CHARCOAL STAIN (HERMPAC OR ABODO VULCAN IN EBONY/GRAPHITE, OR SIMILAR)
	W04 → <b>GROOVED SHEET PRODUCT</b> - VERTICAL - WHITE / LIGHT PAINT JAMES HARDIE GROOVED AXON PANEL (133mm/400mm)
	W05 → <b>GROOVED SHEET PRODUCT</b> - VERTICAL - DARK PAINT JAMES HARDIE GROOVED AXON PANEL (133mm/400mm)
	W06 → <b>GROOVED SHEET PRODUCT</b> - VERTICAL - BLACK PAINT JAMES HARDIE GROOVED AXON PANEL (133mm/400mm)

	W07 → <b>WEATHERBOARD</b> - HORIZONTAL - LIGHT PAINT
	W08 → <b>WEATHERBOARD</b> - HORIZONTAL - DARK PAINT
	W09 → <b>WEATHERBOARD</b> - HORIZONTAL - FEATURE TIMBER (HERMPAC WEATHERBOARD IN NATURAL STAIN)
	W10 → <b>BRICK</b> - RUNNING BOND - WHITE NATURAL FINISH
	W11 → <b>BRICK</b> - RUNNING BOND - BLACK FINISH
	W12 → <b>BRICK</b> - RUNNING BOND - NATURAL FINISH 3-5 COLOUR MIX FOR VARIETY

ROOFING / JOINERY

	<b>STEEL RIBBED ROOFING</b> - REFER TO COLOURS BELOW NOTE: THIS SPECIFICATION CAN ALSO BE USED FOR WALLS
	<b>ALUMINIUM JOINERY</b> - REFER TO COLOURS BELOW
	R01 → <b>STEEL TRAY</b> - COLORSTEEL TITANIA / CLOUD J01 → <b>ALUMINIUM JOINERY</b> - COLORSTEEL TITANIA / CLOUD
	R02 → <b>STEEL TRAY</b> - COLORSTEEL GULL GREY J02 → <b>ALUMINIUM JOINERY</b> - COLORSTEEL GULL GREY
	R03 → <b>STEEL TRAY</b> - COLORSTEEL IRONSAND J03 → <b>ALUMINIUM JOINERY</b> - COLORSTEEL IRONSAND
	R04 → <b>STEEL TRAY</b> - COLORSTEEL KARAKA / EBONY / WINDSOR GREY J04 → <b>ALUMINIUM JOINERY</b> - COLORSTEEL KARAKA / EBONY / WINDSOR

ARCHITECTURAL FEATURES

			<b>GABLE PICTURE FRAME</b> HIGHLIGHTS FEATURE CLADDING PF →
			<b>THIN FASCIA</b> CREATES A SENSE OF LIGHTNESS TF →
			<b>WINDOW SHROUD</b> HIGHLIGHT KEY GLAZING PANELS WS →



FLOOR PLAN SUMMARY

BEDROOMS	5
BATHROOMS	2.5
GARAGE	1
STOREYS	2

GROSS FLOOR AREA

GROUND FLOOR	77.8m <sup>2</sup>
FIRST FLOOR	77.8m <sup>2</sup>
BALCONY/DECK	
TOTAL AREA	155.6m <sup>2</sup>
BUILDING COVERAGE	81.7m <sup>2</sup>

NOTES:

GROSS FLOOR AREA IS MEASURED FROM THE OUTSIDE OF EXTERNAL WALL FRAMING, AND INCLUDES STAIRS AND STAIRWELLS AT EACH FLOOR, DECKS AND BALCONIES, UNLESS OTHERWISE STATED, ARE NOT INCLUDED IN GFA.

THE BUILDING COVERAGE TOTAL LISTED ON THIS SHEET DOES NOT ACCOUNT FOR ADDITIONAL SITE-SPECIFIC BUILDING COVERAGES SUCH AS DECKS OVER 1m IN HEIGHT AND OTHER STRUCTURES.

DESIGNS ARE SUBJECT TO RESOURCE CONSENT. REFER TO APPROVED INTERGRATED CONSENT MASTERPLAN DRAWINGS FOR LOT-SPECIFIC INFORMATION AND LANDSCAPE DESIGN.

DIMENSIONS MUST NOT BE SCALED FROM THE DRAWINGS

THE CONTRACTOR SHALL CONFIRM ALL DIMENSIONS AND LEVELS ON SITE PRIOR TO COMMENCING WORK.

LEGEND

OUTLOOK

OUTDOOR LIVING SPACE  
4m x 5m / 20m<sup>2</sup>

BATTER SLOPE



ELEVATION KEY



ROOM KEY

E	ENTRY
L	LIVING ROOM
D	DINING
K	KITCHEN
WC	BATHROOM
EN	ENSUITE
B	BEDROOM
ST	STORAGE
G	GARAGE

CLIENT MYLAND PARTNERS

PROJECT NAME PROJECT

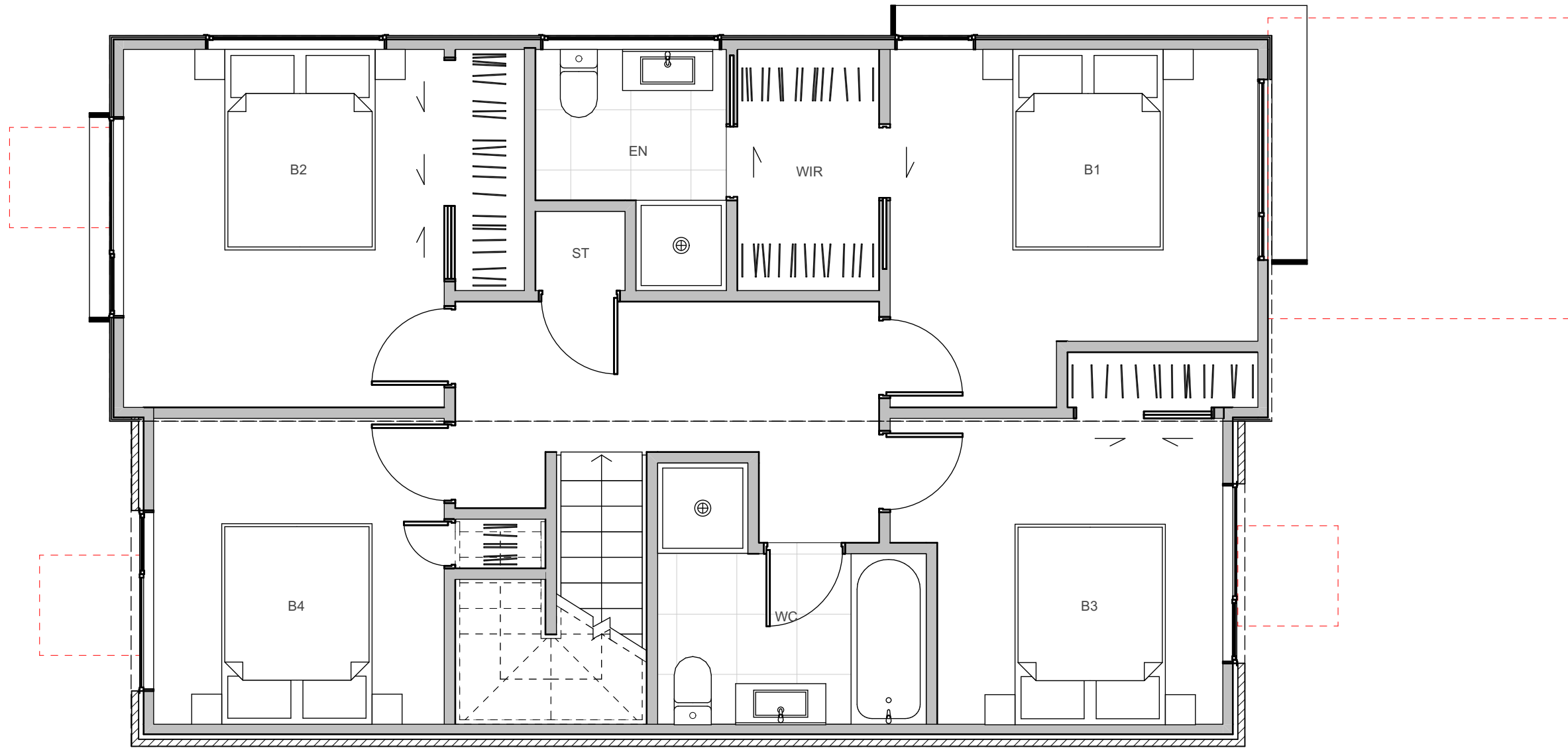
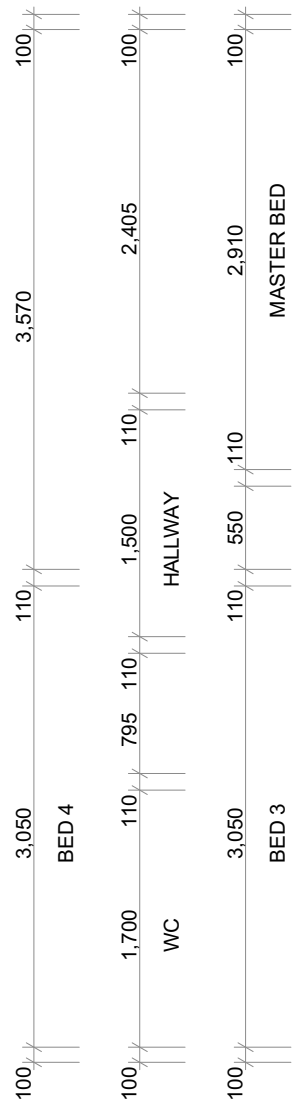
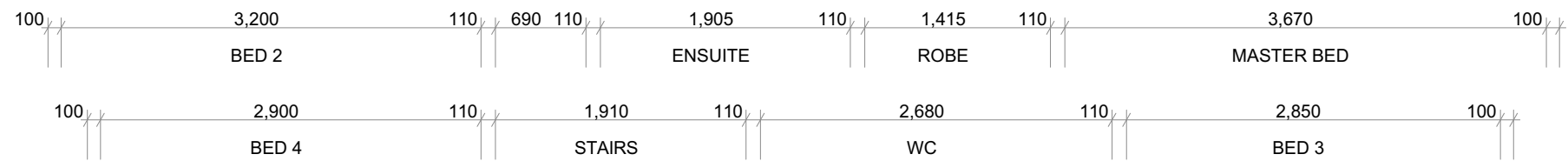
DRAWING TITLE 5G.2 - A9

SCALE 1:50

REVISION I.D A

DRAWING NO.

A-TS-231



WALL CLADDING

W01 → **TIMBER** - VERTICAL - WHITEWASH STAIN (HERMPAC OR ABODO VULCAN IN WHITE, OR SIMILAR)

W02 → **TIMBER** - VERTICAL - NATURAL STAIN (HERMPAC OR ABODO VULCAN IN NATURAL, OR SIMILAR) NOTE: NO OVERLY SATURATED / VIBRANT STAINS TO BE USED

W03 → **TIMBER** - VERTICAL - DARK / CHARCOAL STAIN (HERMPAC OR ABODO VULCAN IN EBONY/GRAPHITE, OR SIMILAR)

W04 → **GROOVED SHEET PRODUCT** - VERTICAL - WHITE / LIGHT PAINT JAMES HARDIE GROOVED AXON PANEL (133mm/400mm)

W05 → **GROOVED SHEET PRODUCT** - VERTICAL - DARK PAINT JAMES HARDIE GROOVED AXON PANEL (133mm/400mm)

W06 → **GROOVED SHEET PRODUCT** - VERTICAL - BLACK PAINT JAMES HARDIE GROOVED AXON PANEL (133mm/400mm)

W07 → **WEATHERBOARD** - HORIZONTAL - LIGHT PAINT

W08 → **WEATHERBOARD** - HORIZONTAL - DARK PAINT

W09 → **WEATHERBOARD** - HORIZONTAL - FEATURE TIMBER (HERMPAC WEATHERBOARD IN NATURAL STAIN)

W10 → **BRICK** - RUNNING BOND - WHITE NATURAL FINISH

W11 → **BRICK** - RUNNING BOND - BLACK FINISH

W12 → **BRICK** - RUNNING BOND - NATURAL FINISH 3-5 COLOUR MIX FOR VARIETY

ROOFING / JOINERY

**STEEL RIBBED ROOFING** - REFER TO COLOURS BELOW  
NOTE: THIS SPECIFICATION CAN ALSO BE USED FOR WALLS

**ALUMINIUM JOINERY** - REFER TO COLOURS BELOW

R01 → **STEEL TRAY** - COLORSTEEL TITANIA / CLOUD

J01 → **ALUMINIUM JOINERY** - COLORSTEEL TITANIA / CLOUD

R02 → **STEEL TRAY** - COLORSTEEL GULL GREY

J02 → **ALUMINIUM JOINERY** - COLORSTEEL GULL GREY

R03 → **STEEL TRAY** - COLORSTEEL IRONSAND

J03 → **ALUMINIUM JOINERY** - COLORSTEEL IRONSAND

R04 → **STEEL TRAY** - COLORSTEEL KARAKA / EBONY / WINDSOR GREY

J04 → **ALUMINIUM JOINERY** - COLORSTEEL KARAKA / EBONY / WINDSOR

ARCHITECTURAL FEATURES

**GABLE PICTURE FRAME**  
HIGHLIGHTS FEATURE CLADDING

PF →

**THIN FASCIA**  
CREATES A SENSE OF LIGHTNESS

TF →

**WINDOW SHROUD**  
HIGHLIGHT KEY GLAZING PANELS

WS →





## TERRA STUDIO

### 5G.2 - A9

#### FLOOR PLAN SUMMARY

BEDROOMS	5
BATHROOMS	2.5
GARAGE	1
STOREYS	2

#### GROSS FLOOR AREA

GROUND FLOOR	77.8m <sup>2</sup>
FIRST FLOOR	77.8m <sup>2</sup>
BALCONY/DECK	
TOTAL AREA	155.6m <sup>2</sup>
BUILDING COVERAGE	81.7m <sup>2</sup>

#### NOTES:

GROSS FLOOR AREA IS MEASURED FROM THE OUTSIDE OF EXTERNAL WALL FRAMING, AND INCLUDES STAIRS AND STAIRWELLS AT EACH FLOOR, DECKS AND BALCONIES, UNLESS OTHERWISE STATED, ARE NOT INCLUDED IN GFA.

THE BUILDING COVERAGE TOTAL LISTED ON THIS SHEET DOES NOT ACCOUNT FOR ADDITIONAL SITE-SPECIFIC BUILDING COVERAGES SUCH AS DECKS OVER 1m IN HEIGHT AND OTHER STRUCTURES.

DESIGNS ARE SUBJECT TO RESOURCE CONSENT. REFER TO APPROVED INTERGRATED CONSENT MASTERPLAN DRAWINGS FOR LOT-SPECIFIC INFORMATION AND LANDSCAPE DESIGN.

DIMENSIONS MUST NOT BE SCALED FROM THE DRAWINGS

THE CONTRACTOR SHALL CONFIRM ALL DIMENSIONS AND LEVELS ON SITE PRIOR TO COMMENCING WORK.

#### LEGEND

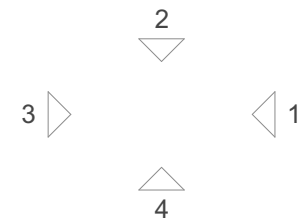
OUTLOOK

OUTDOOR LIVING SPACE  
4m x 5m / 20m<sup>2</sup>

BATTER SLOPE



#### ELEVATION KEY



#### ROOM KEY

E	ENTRY
L	LIVING ROOM
D	DINING
K	KITCHEN
WC	BATHROOM
EN	ENSUITE
B	BEDROOM
ST	STORAGE
G	GARAGE

#### WALL CLADDING

	W01 → <b>TIMBER</b> - VERTICAL - WHITEWASH STAIN (HERMPAC OR ABODO VULCAN IN WHITE, OR SIMILAR)
	W02 → <b>TIMBER</b> - VERTICAL - NATURAL STAIN (HERMPAC OR ABODO VULCAN IN NATURAL, OR SIMILAR) NOTE: NO OVERLY SATURATED / VIBRANT STAINS TO BE USED
	W03 → <b>TIMBER</b> - VERTICAL - DARK / CHARCOAL STAIN (HERMPAC OR ABODO VULCAN IN EBONY/GRAPHITE, OR SIMILAR)
	W04 → <b>GROOVED SHEET PRODUCT</b> - VERTICAL - WHITE / LIGHT PAINT JAMES HARDIE GROOVED AXON PANEL (133mm/400mm)
	W05 → <b>GROOVED SHEET PRODUCT</b> - VERTICAL - DARK PAINT JAMES HARDIE GROOVED AXON PANEL (133mm/400mm)
	W06 → <b>GROOVED SHEET PRODUCT</b> - VERTICAL - BLACK PAINT JAMES HARDIE GROOVED AXON PANEL (133mm/400mm)

	W07 → <b>WEATHERBOARD</b> - HORIZONTAL - LIGHT PAINT
	W08 → <b>WEATHERBOARD</b> - HORIZONTAL - DARK PAINT
	W09 → <b>WEATHERBOARD</b> - HORIZONTAL - FEATURE TIMBER (HERMPAC WEATHERBOARD IN NATURAL STAIN)
	W10 → <b>BRICK</b> - RUNNING BOND - WHITE NATURAL FINISH
	W11 → <b>BRICK</b> - RUNNING BOND - BLACK FINISH
	W12 → <b>BRICK</b> - RUNNING BOND - NATURAL FINISH 3-5 COLOUR MIX FOR VARIETY

#### ROOFING / JOINERY

	<b>STEEL RIBBED ROOFING</b> - REFER TO COLOURS BELOW NOTE: THIS SPECIFICATION CAN ALSO BE USED FOR WALLS
	<b>ALUMINIUM JOINERY</b> - REFER TO COLOURS BELOW
	R01 → <b>STEEL TRAY</b> - COLORSTEEL TITANIA / CLOUD J01 → <b>ALUMINIUM JOINERY</b> - COLORSTEEL TITANIA / CLOUD
	R02 → <b>STEEL TRAY</b> - COLORSTEEL GULL GREY J02 → <b>ALUMINIUM JOINERY</b> - COLORSTEEL GULL GREY
	R03 → <b>STEEL TRAY</b> - COLORSTEEL IRONSAND J03 → <b>ALUMINIUM JOINERY</b> - COLORSTEEL IRONSAND
	R04 → <b>STEEL TRAY</b> - COLORSTEEL KARAKA / EBONY / WINDSOR GREY J04 → <b>ALUMINIUM JOINERY</b> - COLORSTEEL KARAKA / EBONY / WINDSOR

#### ARCHITECTURAL FEATURES

			<b>GABLE PICTURE FRAME</b> HIGHLIGHTS FEATURE CLADDING PF →
			<b>THIN FASCIA</b> CREATES A SENSE OF LIGHTNESS TF →
			<b>WINDOW SHROUD</b> HIGHLIGHT KEY GLAZING PANELS WS →

CLIENT MYLAND PARTNERS

PROJECT NAME PROJECT

DRAWING TITLE 5G.2 - A9 ELEVATIONS

SCALE 1:50

REVISION I.D A

DRAWING NO.

A-TS-232



TERRA STUDIO

5G.2 - A10

FLOOR PLAN SUMMARY

BEDROOMS	5
BATHROOMS	2.5
GARAGE	1
STOREYS	2

GROSS FLOOR AREA

GROUND FLOOR	78.0m <sup>2</sup>
FIRST FLOOR	78.0m <sup>2</sup>
BALCONY/DECK	
TOTAL AREA	156.0m <sup>2</sup>
BUILDING COVERAGE	83.9m <sup>2</sup>

NOTES:

GROSS FLOOR AREA IS MEASURED FROM THE OUTSIDE OF EXTERNAL WALL FRAMING, AND INCLUDES STAIRS AND STAIRWELLS AT EACH FLOOR, DECKS AND BALCONIES, UNLESS OTHERWISE STATED, ARE NOT INCLUDED IN GFA.

THE BUILDING COVERAGE TOTAL LISTED ON THIS SHEET DOES NOT ACCOUNT FOR ADDITIONAL SITE-SPECIFIC BUILDING COVERAGES SUCH AS DECKS OVER 1m IN HEIGHT AND OTHER STRUCTURES.

DESIGNS ARE SUBJECT TO RESOURCE CONSENT. REFER TO APPROVED INTERGRATED CONSENT MASTERPLAN DRAWINGS FOR LOT-SPECIFIC INFORMATION AND LANDSCAPE DESIGN.

DIMENSIONS MUST NOT BE SCALED FROM THE DRAWINGS

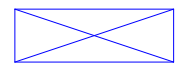
THE CONTRACTOR SHALL CONFIRM ALL DIMENSIONS AND LEVELS ON SITE PRIOR TO COMMENCING WORK.

LEGEND

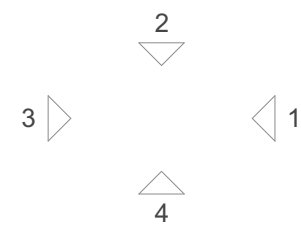
OUTLOOK

OUTDOOR LIVING SPACE  
4m x 5m / 20m<sup>2</sup>

BATTER SLOPE



ELEVATION KEY



ROOM KEY

E	ENTRY
L	LIVING ROOM
D	DINING
K	KITCHEN
WC	BATHROOM
EN	ENSUITE
B	BEDROOM
ST	STORAGE
G	GARAGE

CLIENT MYLAND PARTNERS

PROJECT NAME PROJECT

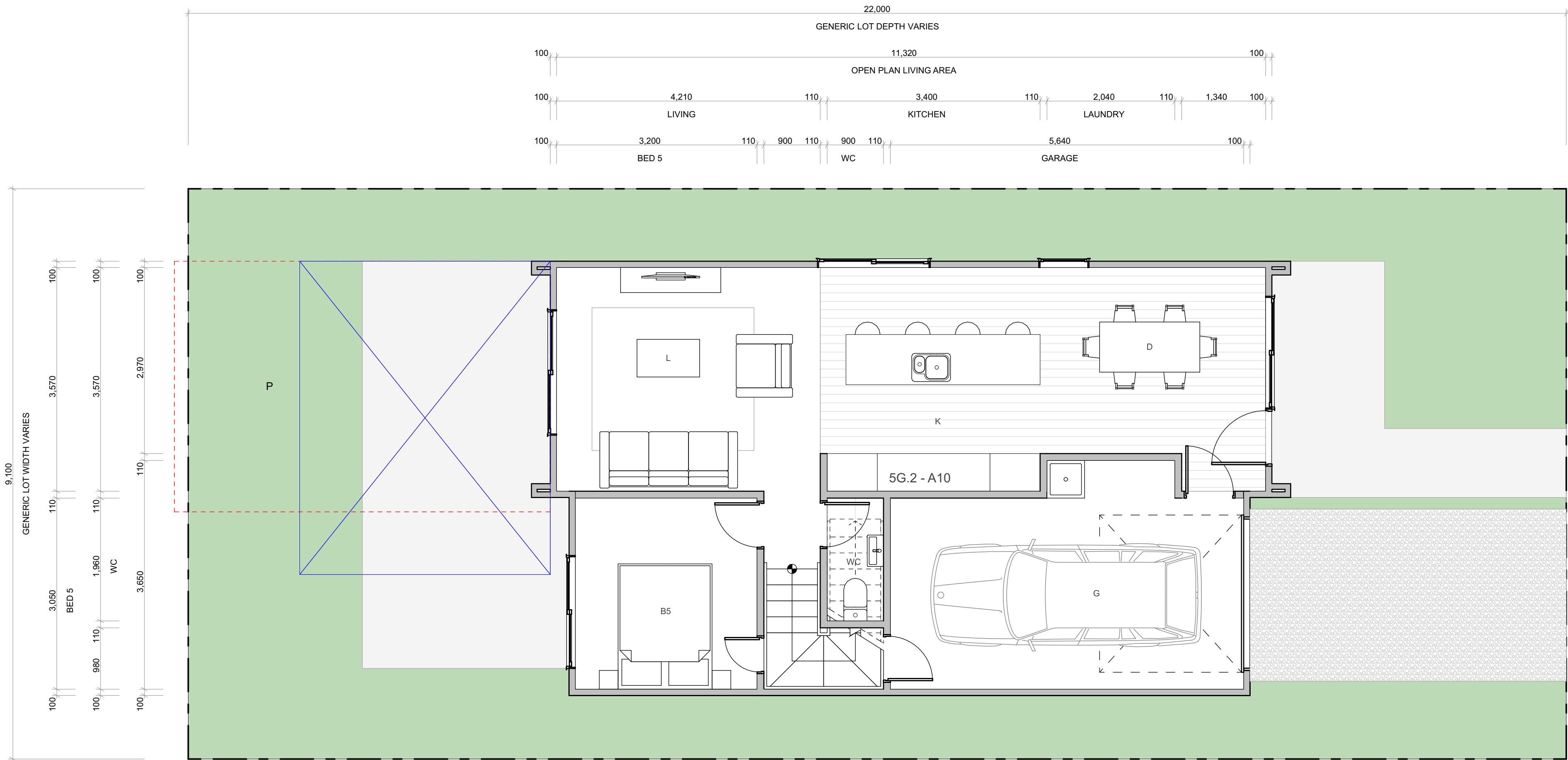
DRAWING TITLE 5G.2 - A10

SCALE 1:50

REVISION I.D A

DRAWING NO.

A-TS-233



WALL CLADDING

	W01 → <b>TIMBER</b> - VERTICAL - WHITEWASH STAIN (HERMPAC OR ABODO VULCAN IN WHITE, OR SIMILAR)
	W02 → <b>TIMBER</b> - VERTICAL - NATURAL STAIN (HERMPAC OR ABODO VULCAN IN NATURAL, OR SIMILAR) NOTE: NO OVERLY SATURATED / VIBRANT STAINS TO BE USED
	W03 → <b>TIMBER</b> - VERTICAL - DARK / CHARCOAL STAIN (HERMPAC OR ABODO VULCAN IN EBONY/GRAPHITE, OR SIMILAR)
	W04 → <b>GROOVED SHEET PRODUCT</b> - VERTICAL - WHITE / LIGHT PAINT JAMES HARDIE GROOVED AXON PANEL (133mm/400mm)
	W05 → <b>GROOVED SHEET PRODUCT</b> - VERTICAL - DARK PAINT JAMES HARDIE GROOVED AXON PANEL (133mm/400mm)
	W06 → <b>GROOVED SHEET PRODUCT</b> - VERTICAL - BLACK PAINT JAMES HARDIE GROOVED AXON PANEL (133mm/400mm)

	W07 → <b>WEATHERBOARD</b> - HORIZONTAL - LIGHT PAINT
	W08 → <b>WEATHERBOARD</b> - HORIZONTAL - DARK PAINT
	W09 → <b>WEATHERBOARD</b> - HORIZONTAL - FEATURE TIMBER (HERMPAC WEATHERBOARD IN NATURAL STAIN)
	W10 → <b>BRICK</b> - RUNNING BOND - WHITE NATURAL FINISH
	W11 → <b>BRICK</b> - RUNNING BOND - BLACK FINISH
	W12 → <b>BRICK</b> - RUNNING BOND - NATURAL FINISH 3-5 COLOUR MIX FOR VARIETY

ROOFING / JOINERY

	<b>STEEL RIBBED ROOFING</b> - REFER TO COLOURS BELOW NOTE: THIS SPECIFICATION CAN ALSO BE USED FOR WALLS
	<b>ALUMINIUM JOINERY</b> - REFER TO COLOURS BELOW
	R01 → <b>STEEL TRAY</b> - COLORSTEEL TITANIA / CLOUD
	J01 → <b>ALUMINIUM JOINERY</b> - COLORSTEEL TITANIA / CLOUD
	R02 → <b>STEEL TRAY</b> - COLORSTEEL GULL GREY
	J02 → <b>ALUMINIUM JOINERY</b> - COLORSTEEL GULL GREY
	R03 → <b>STEEL TRAY</b> - COLORSTEEL IRONSAND
	J03 → <b>ALUMINIUM JOINERY</b> - COLORSTEEL IRONSAND
	R04 → <b>STEEL TRAY</b> - COLORSTEEL KARAKA / EBONY / WINDSOR GREY
	J04 → <b>ALUMINIUM JOINERY</b> - COLORSTEEL KARAKA / EBONY / WINDSOR

ARCHITECTURAL FEATURES

			<b>GABLE PICTURE FRAME</b> HIGHLIGHTS FEATURE CLADDING PF →
			<b>THIN FASCIA</b> CREATES A SENSE OF LIGHTNESS TF →
			<b>WINDOW SHROUD</b> HIGHLIGHT KEY GLAZING PANELS WS →



TERRA STUDIO

5G.2 - A10

FLOOR PLAN SUMMARY

BEDROOMS	5
BATHROOMS	2.5
GARAGE	1
STOREYS	2

GROSS FLOOR AREA

GROUND FLOOR	78.0m <sup>2</sup>
FIRST FLOOR	78.0m <sup>2</sup>
BALCONY/DECK	
TOTAL AREA	156.0m <sup>2</sup>
BUILDING COVERAGE	83.9m <sup>2</sup>

NOTES:

GROSS FLOOR AREA IS MEASURED FROM THE OUTSIDE OF EXTERNAL WALL FRAMING, AND INCLUDES STAIRS AND STAIRWELLS AT EACH FLOOR, DECKS AND BALCONIES, UNLESS OTHERWISE STATED, ARE NOT INCLUDED IN GFA.

THE BUILDING COVERAGE TOTAL LISTED ON THIS SHEET DOES NOT ACCOUNT FOR ADDITIONAL SITE-SPECIFIC BUILDING COVERAGES SUCH AS DECKS OVER 1m IN HEIGHT AND OTHER STRUCTURES.

DESIGNS ARE SUBJECT TO RESOURCE CONSENT. REFER TO APPROVED INTERGRATED CONSENT MASTERPLAN DRAWINGS FOR LOT-SPECIFIC INFORMATION AND LANDSCAPE DESIGN.

DIMENSIONS MUST NOT BE SCALED FROM THE DRAWINGS

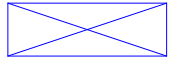
THE CONTRACTOR SHALL CONFIRM ALL DIMENSIONS AND LEVELS ON SITE PRIOR TO COMMENCING WORK.

LEGEND

OUTLOOK

OUTDOOR LIVING SPACE  
4m x 5m / 20m<sup>2</sup>

BATTER SLOPE



ELEVATION KEY



ROOM KEY

E	ENTRY
L	LIVING ROOM
D	DINING
K	KITCHEN
WC	BATHROOM
EN	ENSUITE
B	BEDROOM
ST	STORAGE
G	GARAGE

CLIENT MYLAND PARTNERS

PROJECT NAME PROJECT

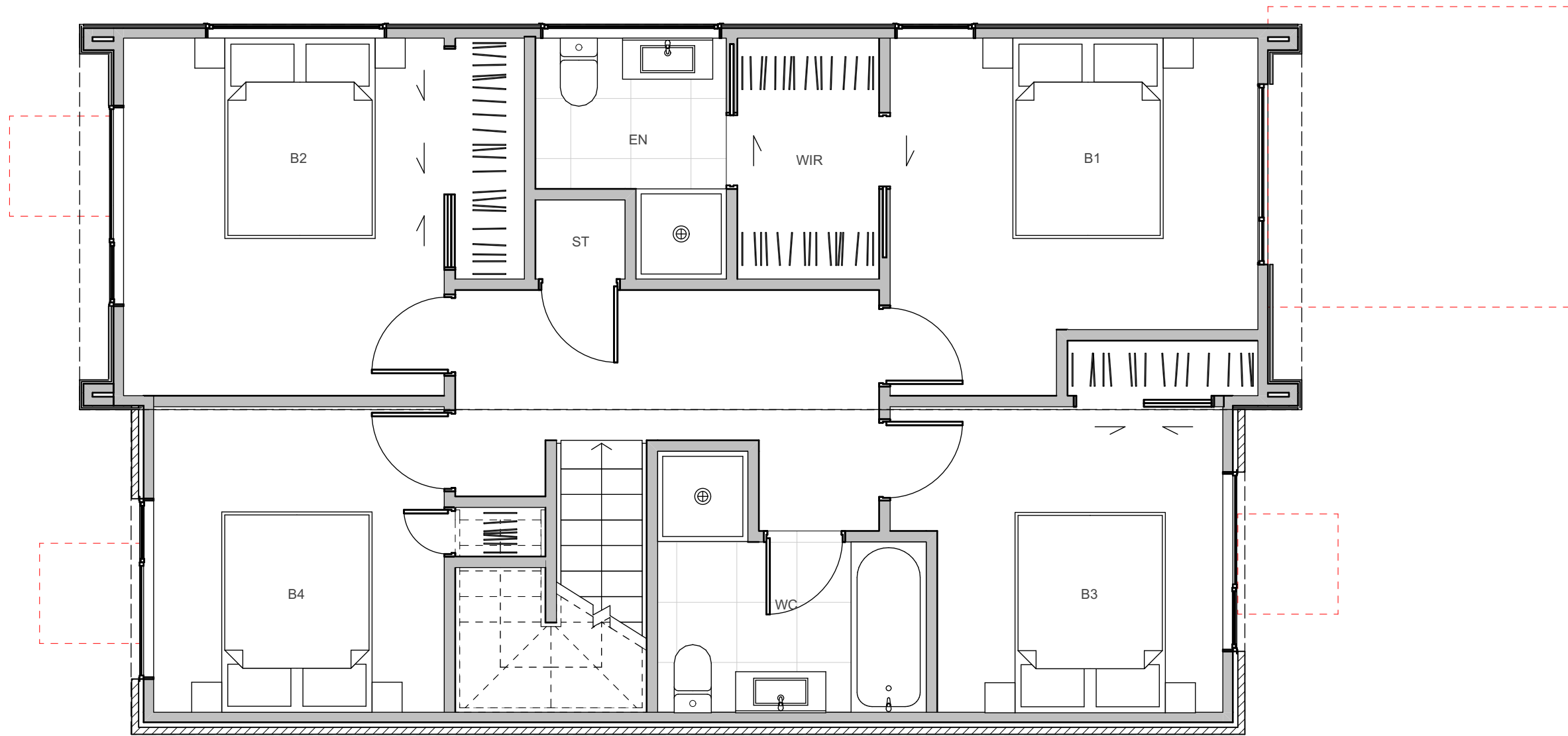
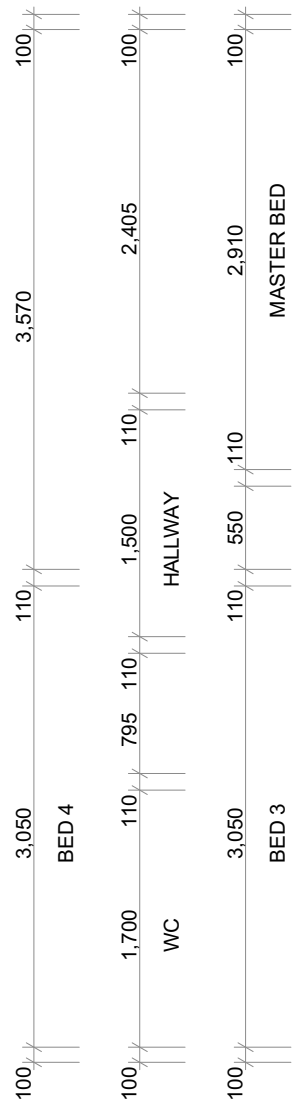
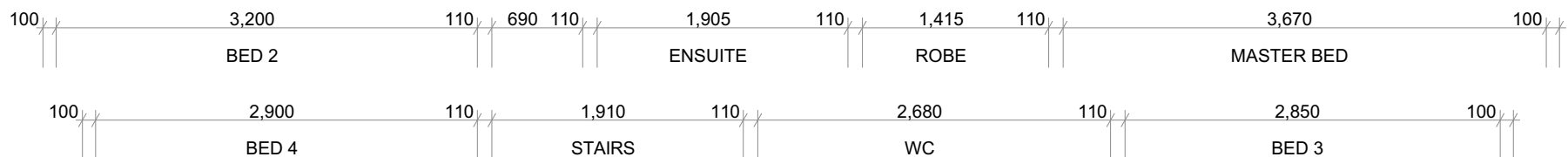
DRAWING TITLE 5G.2 - A10

SCALE 1:50

REVISION I.D A

DRAWING NO.

A-TS-234



WALL CLADDING

W01 → **TIMBER** - VERTICAL - WHITEWASH STAIN (HERMPAC OR ABODO VULCAN IN WHITE, OR SIMILAR)

W02 → **TIMBER** - VERTICAL - NATURAL STAIN (HERMPAC OR ABODO VULCAN IN NATURAL, OR SIMILAR) NOTE: NO OVERLY SATURATED / VIBRANT STAINS TO BE USED

W03 → **TIMBER** - VERTICAL - DARK / CHARCOAL STAIN (HERMPAC OR ABODO VULCAN IN EBONY/GRAPHITE, OR SIMILAR)

W04 → **GROOVED SHEET PRODUCT** - VERTICAL - WHITE / LIGHT PAINT JAMES HARDIE GROOVED AXON PANEL (133mm/400mm)

W05 → **GROOVED SHEET PRODUCT** - VERTICAL - DARK PAINT JAMES HARDIE GROOVED AXON PANEL (133mm/400mm)

W06 → **GROOVED SHEET PRODUCT** - VERTICAL - BLACK PAINT JAMES HARDIE GROOVED AXON PANEL (133mm/400mm)

W07 → **WEATHERBOARD** - HORIZONTAL - LIGHT PAINT

W08 → **WEATHERBOARD** - HORIZONTAL - DARK PAINT

W09 → **WEATHERBOARD** - HORIZONTAL - FEATURE TIMBER (HERMPAC WEATHERBOARD IN NATURAL STAIN)

W10 → **BRICK** - RUNNING BOND - WHITE NATURAL FINISH

W11 → **BRICK** - RUNNING BOND - BLACK FINISH

W12 → **BRICK** - RUNNING BOND - NATURAL FINISH 3-5 COLOUR MIX FOR VARIETY

ROOFING / JOINERY

R01 → **STEEL RIBBED ROOFING** - REFER TO COLOURS BELOW NOTE: THIS SPECIFICATION CAN ALSO BE USED FOR WALLS

J01 → **ALUMINIUM JOINERY** - REFER TO COLOURS BELOW

R02 → **STEEL TRAY** - COLORSTEEL TITANIA / CLOUD

J02 → **ALUMINIUM JOINERY** - COLORSTEEL TITANIA / CLOUD

R03 → **STEEL TRAY** - COLORSTEEL GULL GREY

J03 → **ALUMINIUM JOINERY** - COLORSTEEL GULL GREY

R04 → **STEEL TRAY** - COLORSTEEL IRONSAND

J04 → **ALUMINIUM JOINERY** - COLORSTEEL IRONSAND

R05 → **STEEL TRAY** - COLORSTEEL KARAKA / EBONY / WINDSOR GREY

J06 → **ALUMINIUM JOINERY** - COLORSTEEL KARAKA / EBONY / WINDSOR

ARCHITECTURAL FEATURES

GABLE PICTURE FRAME HIGHLIGHTS FEATURE CLADDING

THIN FASCIA CREATES A SENSE OF LIGHTNESS

WINDOW SHROUD HIGHLIGHT KEY GLAZING PANELS





## TERRA STUDIO

### 5G.2 - A10

#### FLOOR PLAN SUMMARY

BEDROOMS	5
BATHROOMS	2.5
GARAGE	1
STOREYS	2

#### GROSS FLOOR AREA

GROUND FLOOR	78.0m <sup>2</sup>
FIRST FLOOR	78.0m <sup>2</sup>
BALCONY/DECK	
TOTAL AREA	156.0m <sup>2</sup>
BUILDING COVERAGE	83.9m <sup>2</sup>

#### NOTES:

GROSS FLOOR AREA IS MEASURED FROM THE OUTSIDE OF EXTERNAL WALL FRAMING, AND INCLUDES STAIRS AND STAIRWELLS AT EACH FLOOR, DECKS AND BALCONIES, UNLESS OTHERWISE STATED, ARE NOT INCLUDED IN GFA.

THE BUILDING COVERAGE TOTAL LISTED ON THIS SHEET DOES NOT ACCOUNT FOR ADDITIONAL SITE-SPECIFIC BUILDING COVERAGES SUCH AS DECKS OVER 1m IN HEIGHT AND OTHER STRUCTURES.

DESIGNS ARE SUBJECT TO RESOURCE CONSENT. REFER TO APPROVED INTERGRATED CONSENT MASTERPLAN DRAWINGS FOR LOT-SPECIFIC INFORMATION AND LANDSCAPE DESIGN.

DIMENSIONS MUST NOT BE SCALED FROM THE DRAWINGS

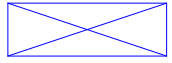
THE CONTRACTOR SHALL CONFIRM ALL DIMENSIONS AND LEVELS ON SITE PRIOR TO COMMENCING WORK.

#### LEGEND

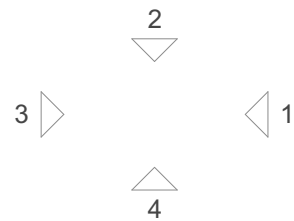
OUTLOOK

OUTDOOR LIVING SPACE  
4m x 5m / 20m<sup>2</sup>

BATTER SLOPE



#### ELEVATION KEY



#### ROOM KEY

E	ENTRY
L	LIVING ROOM
D	DINING
K	KITCHEN
WC	BATHROOM
EN	ENSUITE
B	BEDROOM
ST	STORAGE
G	GARAGE

#### WALL CLADDING

	W01 → <b>TIMBER - VERTICAL - WHITEWASH STAIN</b> (HERMPAC OR ABODO VULCAN IN WHITE, OR SIMILAR)
	W02 → <b>TIMBER - VERTICAL - NATURAL STAIN</b> (HERMPAC OR ABODO VULCAN IN NATURAL, OR SIMILAR) NOTE: NO OVERLY SATURATED / VIBRANT STAINS TO BE USED
	W03 → <b>TIMBER - VERTICAL - DARK / CHARCOAL STAIN</b> (HERMPAC OR ABODO VULCAN IN EBONY/GRAPHITE, OR SIMILAR)
	W04 → <b>GROOVED SHEET PRODUCT - VERTICAL - WHITE / LIGHT PAINT</b> JAMES HARDIE GROOVED AXON PANEL (133mm/400mm)
	W05 → <b>GROOVED SHEET PRODUCT - VERTICAL - DARK PAINT</b> JAMES HARDIE GROOVED AXON PANEL (133mm/400mm)
	W06 → <b>GROOVED SHEET PRODUCT - VERTICAL - BLACK PAINT</b> JAMES HARDIE GROOVED AXON PANEL (133mm/400mm)

	W07 → <b>WEATHERBOARD - HORIZONTAL - LIGHT PAINT</b>
	W08 → <b>WEATHERBOARD - HORIZONTAL - DARK PAINT</b>
	W09 → <b>WEATHERBOARD - HORIZONTAL - FEATURE TIMBER</b> (HERMPAC WEATHERBOARD IN NATURAL STAIN)
	W10 → <b>BRICK - RUNNING BOND - WHITE NATURAL FINISH</b>
	W11 → <b>BRICK - RUNNING BOND - BLACK FINISH</b>
	W12 → <b>BRICK - RUNNING BOND - NATURAL FINISH</b> 3-5 COLOUR MIX FOR VARIETY

#### ROOFING / JOINERY

	<b>STEEL RIBBED ROOFING - REFER TO COLOURS BELOW</b> NOTE: THIS SPECIFICATION CAN ALSO BE USED FOR WALLS
	<b>ALUMINIUM JOINERY - REFER TO COLOURS BELOW</b>
	R01 → <b>STEEL TRAY - COLORSTEEL TITANIA / CLOUD</b>
	J01 → <b>ALUMINIUM JOINERY - COLORSTEEL TITANIA / CLOUD</b>
	R02 → <b>STEEL TRAY - COLORSTEEL GULL GREY</b>
	J02 → <b>ALUMINIUM JOINERY - COLORSTEEL GULL GREY</b>
	R03 → <b>STEEL TRAY - COLORSTEEL IRONSAND</b>
	J03 → <b>ALUMINIUM JOINERY - COLORSTEEL IRONSAND</b>
	R04 → <b>STEEL TRAY - COLORSTEEL KARAKA / EBONY / WINDSOR GREY</b>
	J04 → <b>ALUMINIUM JOINERY - COLORSTEEL KARAKA / EBONY / WINDSOR</b>

#### ARCHITECTURAL FEATURES

			<b>GABLE PICTURE FRAME</b> HIGHLIGHTS FEATURE CLADDING PF →
			<b>THIN FASCIA</b> CREATES A SENSE OF LIGHTNESS TF →
			<b>WINDOW SHROUD</b> HIGHLIGHT KEY GLAZING PANELS WS →



FLOOR PLAN SUMMARY

BEDROOMS	5
BATHROOMS	2.5
GARAGE	1
STOREYS	2

GROSS FLOOR AREA

GROUND FLOOR	78.0m <sup>2</sup>
FIRST FLOOR	78.0m <sup>2</sup>
BALCONY/DECK	
TOTAL AREA	156.0m <sup>2</sup>
BUILDING COVERAGE	82.2m <sup>2</sup>

NOTES:

GROSS FLOOR AREA IS MEASURED FROM THE OUTSIDE OF EXTERNAL WALL FRAMING, AND INCLUDES STAIRS AND STAIRWELLS AT EACH FLOOR, DECKS AND BALCONIES, UNLESS OTHERWISE STATED, ARE NOT INCLUDED IN GFA.

THE BUILDING COVERAGE TOTAL LISTED ON THIS SHEET DOES NOT ACCOUNT FOR ADDITIONAL SITE-SPECIFIC BUILDING COVERAGES SUCH AS DECKS OVER 1m IN HEIGHT AND OTHER STRUCTURES.

DESIGNS ARE SUBJECT TO RESOURCE CONSENT. REFER TO APPROVED INTERGRATED CONSENT MASTERPLAN DRAWINGS FOR LOT-SPECIFIC INFORMATION AND LANDSCAPE DESIGN.

DIMENSIONS MUST NOT BE SCALED FROM THE DRAWINGS

THE CONTRACTOR SHALL CONFIRM ALL DIMENSIONS AND LEVELS ON SITE PRIOR TO COMMENCING WORK.

LEGEND

OUTLOOK

OUTDOOR LIVING SPACE  
4m x 5m / 20m<sup>2</sup>

BATTER SLOPE



ELEVATION KEY



ROOM KEY

E	ENTRY
L	LIVING ROOM
D	DINING
K	KITCHEN
WC	BATHROOM
EN	ENSUITE
B	BEDROOM
ST	STORAGE
G	GARAGE

CLIENT MYLAND PARTNERS

PROJECT NAME PROJECT

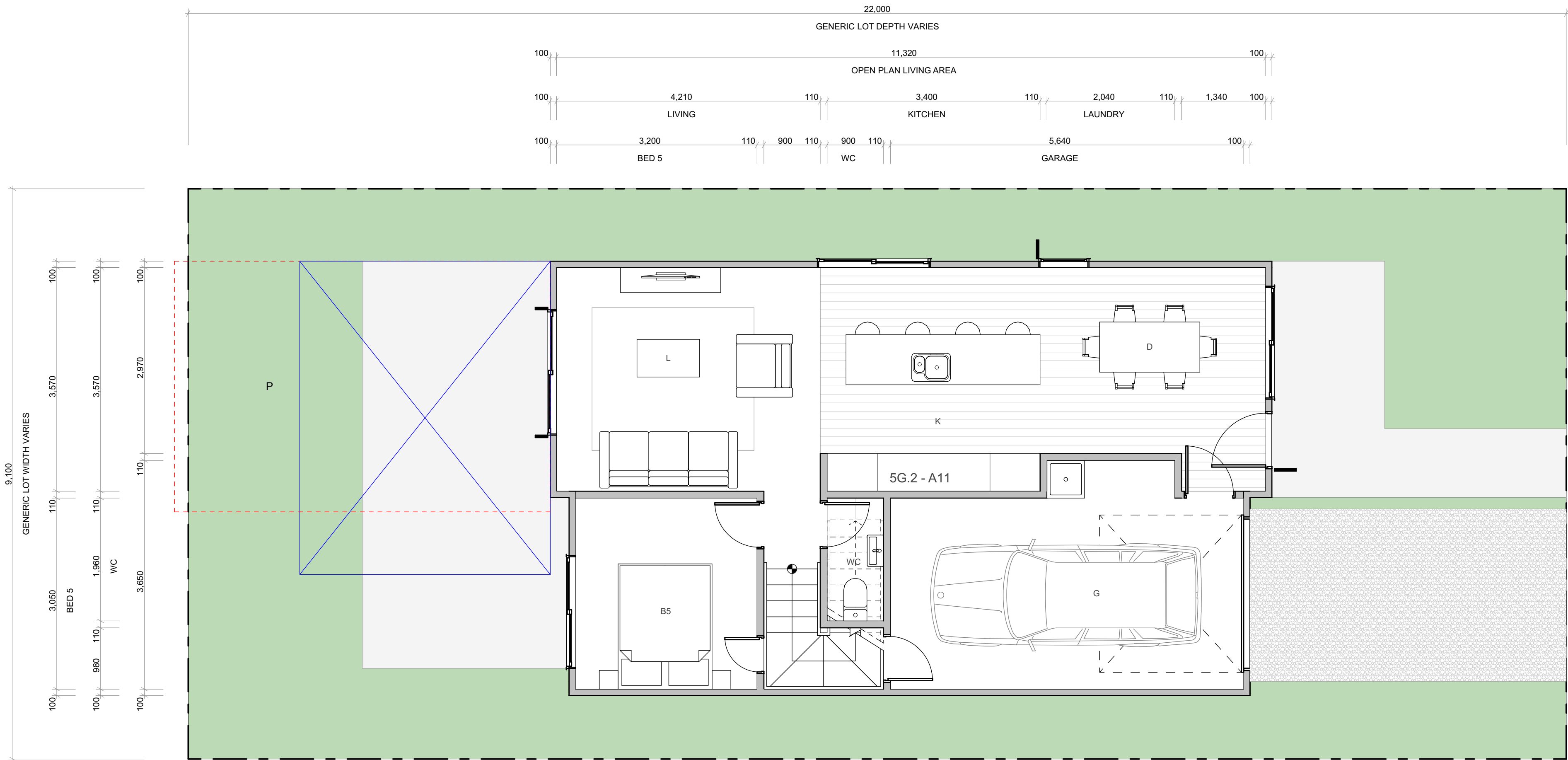
DRAWING TITLE 5G.2 - A11

SCALE 1:50

REVISION I.D A

DRAWING NO.

A-TS-236



WALL CLADDING

	W01 → <b>TIMBER</b> - VERTICAL - WHITEWASH STAIN (HERMPAC OR ABODO VULCAN IN WHITE, OR SIMILAR)
	W02 → <b>TIMBER</b> - VERTICAL - NATURAL STAIN (HERMPAC OR ABODO VULCAN IN NATURAL, OR SIMILAR) NOTE: NO OVERLY SATURATED / VIBRANT STAINS TO BE USED
	W03 → <b>TIMBER</b> - VERTICAL - DARK / CHARCOAL STAIN (HERMPAC OR ABODO VULCAN IN EBONY/GRAPHITE, OR SIMILAR)
	W04 → <b>GROOVED SHEET PRODUCT</b> - VERTICAL - WHITE / LIGHT PAINT JAMES HARDIE GROOVED AXON PANEL (133mm/400mm)
	W05 → <b>GROOVED SHEET PRODUCT</b> - VERTICAL - DARK PAINT JAMES HARDIE GROOVED AXON PANEL (133mm/400mm)
	W06 → <b>GROOVED SHEET PRODUCT</b> - VERTICAL - BLACK PAINT JAMES HARDIE GROOVED AXON PANEL (133mm/400mm)

	W07 → <b>WEATHERBOARD</b> - HORIZONTAL - LIGHT PAINT
	W08 → <b>WEATHERBOARD</b> - HORIZONTAL - DARK PAINT
	W09 → <b>WEATHERBOARD</b> - HORIZONTAL - FEATURE TIMBER (HERMPAC WEATHERBOARD IN NATURAL STAIN)
	W10 → <b>BRICK</b> - RUNNING BOND - WHITE NATURAL FINISH
	W11 → <b>BRICK</b> - RUNNING BOND - BLACK FINISH
	W12 → <b>BRICK</b> - RUNNING BOND - NATURAL FINISH 3-5 COLOUR MIX FOR VARIETY

ROOFING / JOINERY

	<b>STEEL RIBBED ROOFING</b> - REFER TO COLOURS BELOW NOTE: THIS SPECIFICATION CAN ALSO BE USED FOR WALLS
	<b>ALUMINIUM JOINERY</b> - REFER TO COLOURS BELOW
	R01 → <b>STEEL TRAY</b> - COLORSTEEL TITANIA / CLOUD J01 → <b>ALUMINIUM JOINERY</b> - COLORSTEEL TITANIA / CLOUD
	R02 → <b>STEEL TRAY</b> - COLORSTEEL GULL GREY J02 → <b>ALUMINIUM JOINERY</b> - COLORSTEEL GULL GREY
	R03 → <b>STEEL TRAY</b> - COLORSTEEL IRONSAND J03 → <b>ALUMINIUM JOINERY</b> - COLORSTEEL IRONSAND
	R04 → <b>STEEL TRAY</b> - COLORSTEEL KARAKA / EBONY / WINDSOR GREY J04 → <b>ALUMINIUM JOINERY</b> - COLORSTEEL KARAKA / EBONY / WINDSOR

ARCHITECTURAL FEATURES

	<b>GABLE PICTURE FRAME</b> HIGHLIGHTS FEATURE CLADDING PF →
	<b>THIN FASCIA</b> CREATES A SENSE OF LIGHTNESS TF →
	<b>WINDOW SHROUD</b> HIGHLIGHT KEY GLAZING PANELS WS →



FLOOR PLAN SUMMARY

BEDROOMS	5
BATHROOMS	2.5
GARAGE	1
STOREYS	2

GROSS FLOOR AREA

GROUND FLOOR	78.0m <sup>2</sup>
FIRST FLOOR	78.0m <sup>2</sup>
BALCONY/DECK	
TOTAL AREA	156.0m <sup>2</sup>
BUILDING COVERAGE	82.2m <sup>2</sup>

NOTES:

GROSS FLOOR AREA IS MEASURED FROM THE OUTSIDE OF EXTERNAL WALL FRAMING, AND INCLUDES STAIRS AND STAIRWELLS AT EACH FLOOR, DECKS AND BALCONIES, UNLESS OTHERWISE STATED, ARE NOT INCLUDED IN GFA.

THE BUILDING COVERAGE TOTAL LISTED ON THIS SHEET DOES NOT ACCOUNT FOR ADDITIONAL SITE-SPECIFIC BUILDING COVERAGES SUCH AS DECKS OVER 1m IN HEIGHT AND OTHER STRUCTURES.

DESIGNS ARE SUBJECT TO RESOURCE CONSENT. REFER TO APPROVED INTERGRATED CONSENT MASTERPLAN DRAWINGS FOR LOT-SPECIFIC INFORMATION AND LANDSCAPE DESIGN.

DIMENSIONS MUST NOT BE SCALED FROM THE DRAWINGS

THE CONTRACTOR SHALL CONFIRM ALL DIMENSIONS AND LEVELS ON SITE PRIOR TO COMMENCING WORK.

LEGEND

OUTLOOK

OUTDOOR LIVING SPACE  
4m x 5m / 20m<sup>2</sup>

BATTER SLOPE



ELEVATION KEY



ROOM KEY

E	ENTRY
L	LIVING ROOM
D	DINING
K	KITCHEN
WC	BATHROOM
EN	ENSUITE
B	BEDROOM
ST	STORAGE
G	GARAGE

CLIENT MYLAND PARTNERS

PROJECT NAME PROJECT

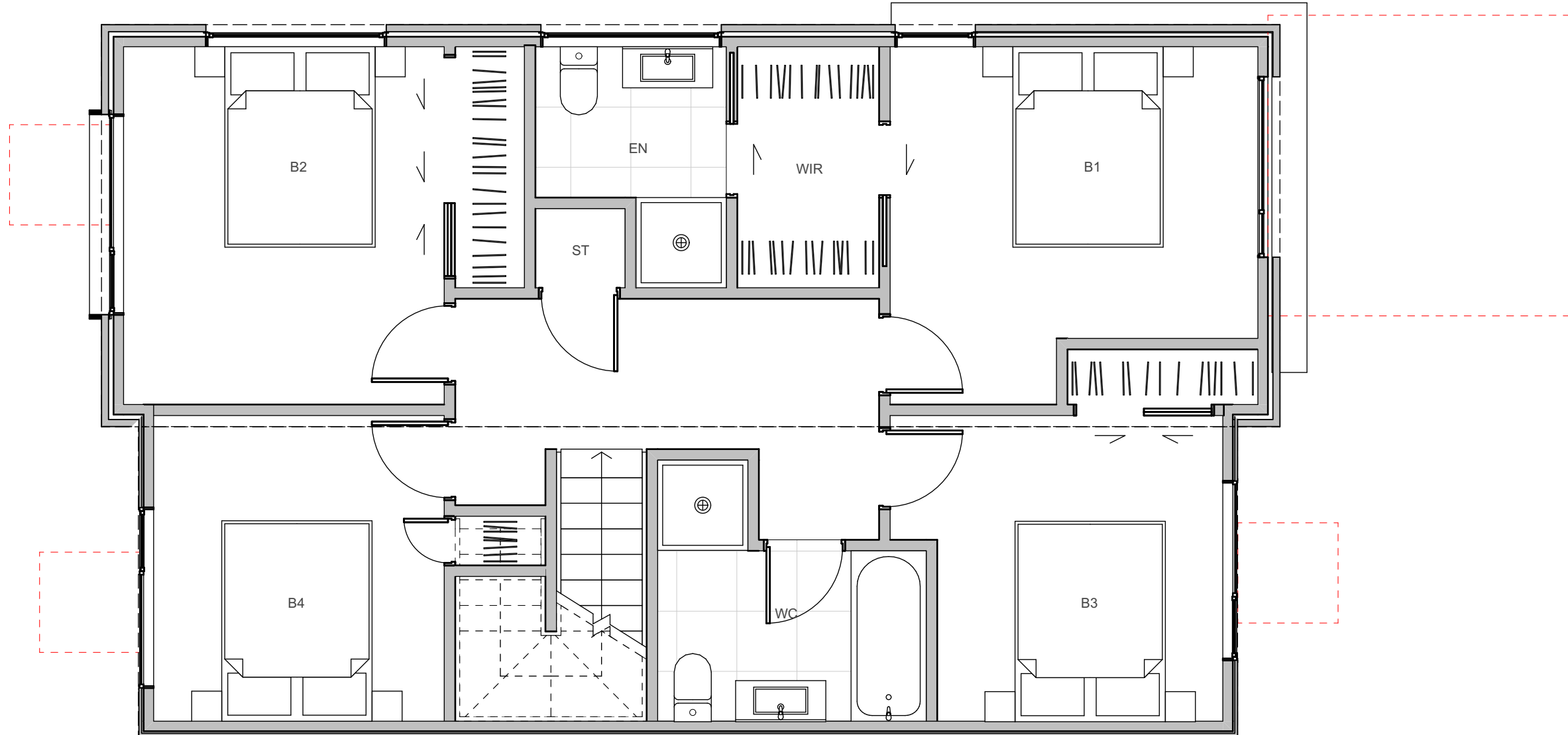
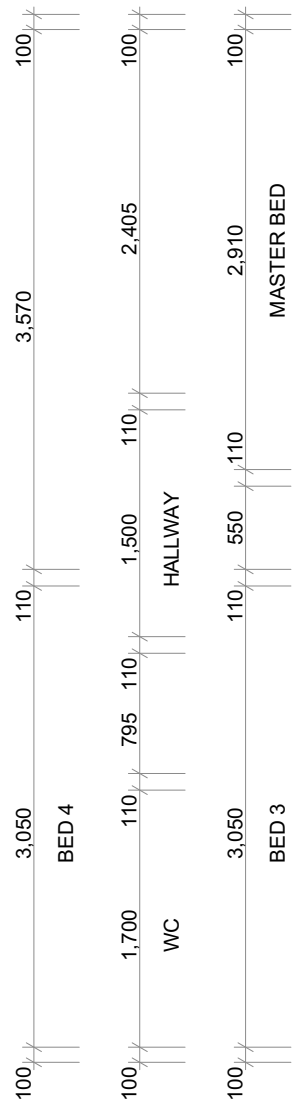
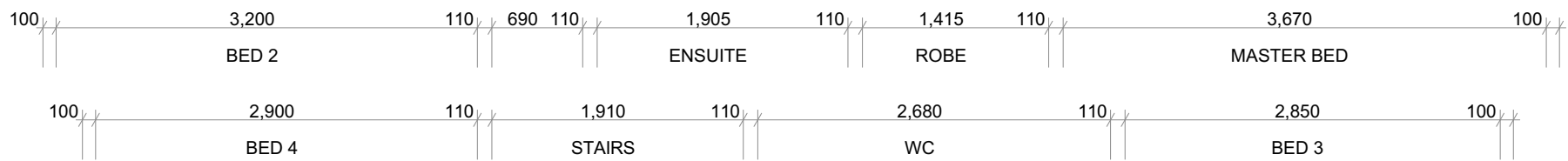
DRAWING TITLE 5G.2 - A11

SCALE 1:50

REVISION I.D A

DRAWING NO.

A-TS-237



WALL CLADDING

W01 → **TIMBER** - VERTICAL - WHITEWASH STAIN (HERMPAC OR ABODO VULCAN IN WHITE, OR SIMILAR)

W02 → **TIMBER** - VERTICAL - NATURAL STAIN (HERMPAC OR ABODO VULCAN IN NATURAL, OR SIMILAR) NOTE: NO OVERLY SATURATED / VIBRANT STAINS TO BE USED

W03 → **TIMBER** - VERTICAL - DARK / CHARCOAL STAIN (HERMPAC OR ABODO VULCAN IN EBONY/GRAPHITE, OR SIMILAR)

W04 → **GROOVED SHEET PRODUCT** - VERTICAL - WHITE / LIGHT PAINT JAMES HARDIE GROOVED AXON PANEL (133mm/400mm)

W05 → **GROOVED SHEET PRODUCT** - VERTICAL - DARK PAINT JAMES HARDIE GROOVED AXON PANEL (133mm/400mm)

W06 → **GROOVED SHEET PRODUCT** - VERTICAL - BLACK PAINT JAMES HARDIE GROOVED AXON PANEL (133mm/400mm)

W07 → **WEATHERBOARD** - HORIZONTAL - LIGHT PAINT

W08 → **WEATHERBOARD** - HORIZONTAL - DARK PAINT

W09 → **WEATHERBOARD** - HORIZONTAL - FEATURE TIMBER (HERMPAC WEATHERBOARD IN NATURAL STAIN)

W10 → **BRICK** - RUNNING BOND - WHITE NATURAL FINISH

W11 → **BRICK** - RUNNING BOND - BLACK FINISH

W12 → **BRICK** - RUNNING BOND - NATURAL FINISH 3-5 COLOUR MIX FOR VARIETY

ROOFING / JOINERY

R01 → **STEEL RIBBED ROOFING** - REFER TO COLOURS BELOW NOTE: THIS SPECIFICATION CAN ALSO BE USED FOR WALLS

J01 → **ALUMINIUM JOINERY** - REFER TO COLOURS BELOW

R02 → **STEEL TRAY** - COLORSTEEL TITANIA / CLOUD

J02 → **ALUMINIUM JOINERY** - COLORSTEEL TITANIA / CLOUD

R03 → **STEEL TRAY** - COLORSTEEL GULL GREY

J03 → **ALUMINIUM JOINERY** - COLORSTEEL GULL GREY

R04 → **STEEL TRAY** - COLORSTEEL IRONSAND

J04 → **ALUMINIUM JOINERY** - COLORSTEEL IRONSAND

R05 → **STEEL TRAY** - COLORSTEEL KARAKA / EBONY / WINDSOR GREY

J05 → **ALUMINIUM JOINERY** - COLORSTEEL KARAKA / EBONY / WINDSOR

ARCHITECTURAL FEATURES

PF → **GABLE PICTURE FRAME** HIGHLIGHTS FEATURE CLADDING

TF → **THIN FASCIA** CREATES A SENSE OF LIGHTNESS

WS → **WINDOW SHROUD** HIGHLIGHT KEY GLAZING PANELS





## TERRA STUDIO

### 5G.2 - A11

#### FLOOR PLAN SUMMARY

BEDROOMS	5
BATHROOMS	2.5
GARAGE	1
STOREYS	2

#### GROSS FLOOR AREA

GROUND FLOOR	78.0m <sup>2</sup>
FIRST FLOOR	78.0m <sup>2</sup>
BALCONY/DECK	
TOTAL AREA	156.0m <sup>2</sup>
BUILDING COVERAGE	82.2m <sup>2</sup>

#### NOTES:

GROSS FLOOR AREA IS MEASURED FROM THE OUTSIDE OF EXTERNAL WALL FRAMING, AND INCLUDES STAIRS AND STAIRWELLS AT EACH FLOOR, DECKS AND BALCONIES, UNLESS OTHERWISE STATED, ARE NOT INCLUDED IN GFA.

THE BUILDING COVERAGE TOTAL LISTED ON THIS SHEET DOES NOT ACCOUNT FOR ADDITIONAL SITE-SPECIFIC BUILDING COVERAGES SUCH AS DECKS OVER 1m IN HEIGHT AND OTHER STRUCTURES.

DESIGNS ARE SUBJECT TO RESOURCE CONSENT. REFER TO APPROVED INTERGRATED CONSENT MASTERPLAN DRAWINGS FOR LOT-SPECIFIC INFORMATION AND LANDSCAPE DESIGN.

DIMENSIONS MUST NOT BE SCALED FROM THE DRAWINGS

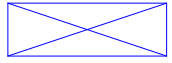
THE CONTRACTOR SHALL CONFIRM ALL DIMENSIONS AND LEVELS ON SITE PRIOR TO COMMENCING WORK.

#### LEGEND

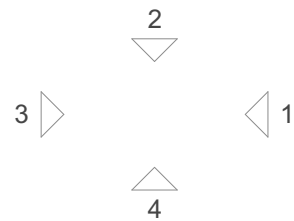
OUTLOOK

OUTDOOR LIVING SPACE  
4m x 5m / 20m<sup>2</sup>

BATTER SLOPE



#### ELEVATION KEY



#### ROOM KEY

E	ENTRY
L	LIVING ROOM
D	DINING
K	KITCHEN
WC	BATHROOM
EN	ENSUITE
B	BEDROOM
ST	STORAGE
G	GARAGE

#### WALL CLADDING

	W01 → <b>TIMBER</b> - VERTICAL - WHITEWASH STAIN (HERMPAC OR ABODO VULCAN IN WHITE, OR SIMILAR)
	W02 → <b>TIMBER</b> - VERTICAL - NATURAL STAIN (HERMPAC OR ABODO VULCAN IN NATURAL, OR SIMILAR) NOTE: NO OVERLY SATURATED / VIBRANT STAINS TO BE USED
	W03 → <b>TIMBER</b> - VERTICAL - DARK / CHARCOAL STAIN (HERMPAC OR ABODO VULCAN IN EBONY/GRAPHITE, OR SIMILAR)
	W04 → <b>GROOVED SHEET PRODUCT</b> - VERTICAL - WHITE / LIGHT PAINT JAMES HARDIE GROOVED AXON PANEL (133mm/400mm)
	W05 → <b>GROOVED SHEET PRODUCT</b> - VERTICAL - DARK PAINT JAMES HARDIE GROOVED AXON PANEL (133mm/400mm)
	W06 → <b>GROOVED SHEET PRODUCT</b> - VERTICAL - BLACK PAINT JAMES HARDIE GROOVED AXON PANEL (133mm/400mm)

	W07 → <b>WEATHERBOARD</b> - HORIZONTAL - LIGHT PAINT
	W08 → <b>WEATHERBOARD</b> - HORIZONTAL - DARK PAINT
	W09 → <b>WEATHERBOARD</b> - HORIZONTAL - FEATURE TIMBER (HERMPAC WEATHERBOARD IN NATURAL STAIN)
	W10 → <b>BRICK</b> - RUNNING BOND - WHITE NATURAL FINISH
	W11 → <b>BRICK</b> - RUNNING BOND - BLACK FINISH
	W12 → <b>BRICK</b> - RUNNING BOND - NATURAL FINISH 3-5 COLOUR MIX FOR VARIETY

#### ROOFING / JOINERY

	<b>STEEL RIBBED ROOFING</b> - REFER TO COLOURS BELOW NOTE: THIS SPECIFICATION CAN ALSO BE USED FOR WALLS
	<b>ALUMINIUM JOINERY</b> - REFER TO COLOURS BELOW
	R01 → <b>STEEL TRAY</b> - COLORSTEEL TITANIA / CLOUD J01 → <b>ALUMINIUM JOINERY</b> - COLORSTEEL TITANIA / CLOUD
	R02 → <b>STEEL TRAY</b> - COLORSTEEL GULL GREY J02 → <b>ALUMINIUM JOINERY</b> - COLORSTEEL GULL GREY
	R03 → <b>STEEL TRAY</b> - COLORSTEEL IRONSAND J03 → <b>ALUMINIUM JOINERY</b> - COLORSTEEL IRONSAND
	R04 → <b>STEEL TRAY</b> - COLORSTEEL KARAKA / EBONY / WINDSOR GREY J04 → <b>ALUMINIUM JOINERY</b> - COLORSTEEL KARAKA / EBONY / WINDSOR

#### ARCHITECTURAL FEATURES

			<b>GABLE PICTURE FRAME</b> HIGHLIGHTS FEATURE CLADDING PF →
			<b>THIN FASCIA</b> CREATES A SENSE OF LIGHTNESS TF →
			<b>WINDOW SHROUD</b> HIGHLIGHT KEY GLAZING PANELS WS →

CLIENT MYLAND PARTNERS

PROJECT NAME PROJECT

DRAWING TITLE 5G.2 - A11 ELEVATIONS

SCALE 1:50

REVISION I.D A

DRAWING NO.

A-TS-238