

RANGITOOPUNI LIFESTYLE VILLAGE
CONCEPT DESIGN - ARCHITECTURAL DRAWINGS
REV. A
29.04.2025

CONTENTS

| | REV | | REV |
|------|-----|-------|-----|
| 1.1 | A | 10.2 | A |
| 1.2 | A | 10.3 | A |
| 1.3 | A | 10.4 | A |
| 1.4 | A | 10.5 | A |
| 1.5 | A | 10.6 | A |
| 1.6 | A | 10.10 | A |
| 1.7 | A | 10.12 | A |
| 1.81 | A | 10.16 | A |
| 1.82 | A | 10.18 | A |
| 1.83 | A | 10.19 | A |
| 2.1 | A | 10.21 | A |
| 2.2 | A | 10.22 | A |
| 2.4 | A | 10.24 | A |
| 2.5 | A | 10.25 | A |
| 2.6 | A | 10.27 | A |
| 3.1 | A | 10.28 | A |
| 3.2 | A | 10.30 | A |
| 4.1 | A | 10.31 | A |
| 4.2 | A | 10.33 | A |
| 4.3 | A | 10.34 | A |
| 4.4 | A | 10.36 | A |
| 4.5 | A | 11.1 | A |
| 5.1 | A | 11.2 | A |
| 5.2 | A | | |
| 5.3 | A | | |
| 5.4 | A | | |
| 5.5 | A | | |
| 6.1 | A | | |
| 6.2 | A | | |
| 6.3 | A | | |
| 6.4 | A | | |
| 6.5 | A | | |
| 8.1 | A | | |
| 9.2 | A | | |



LOCATION PLAN



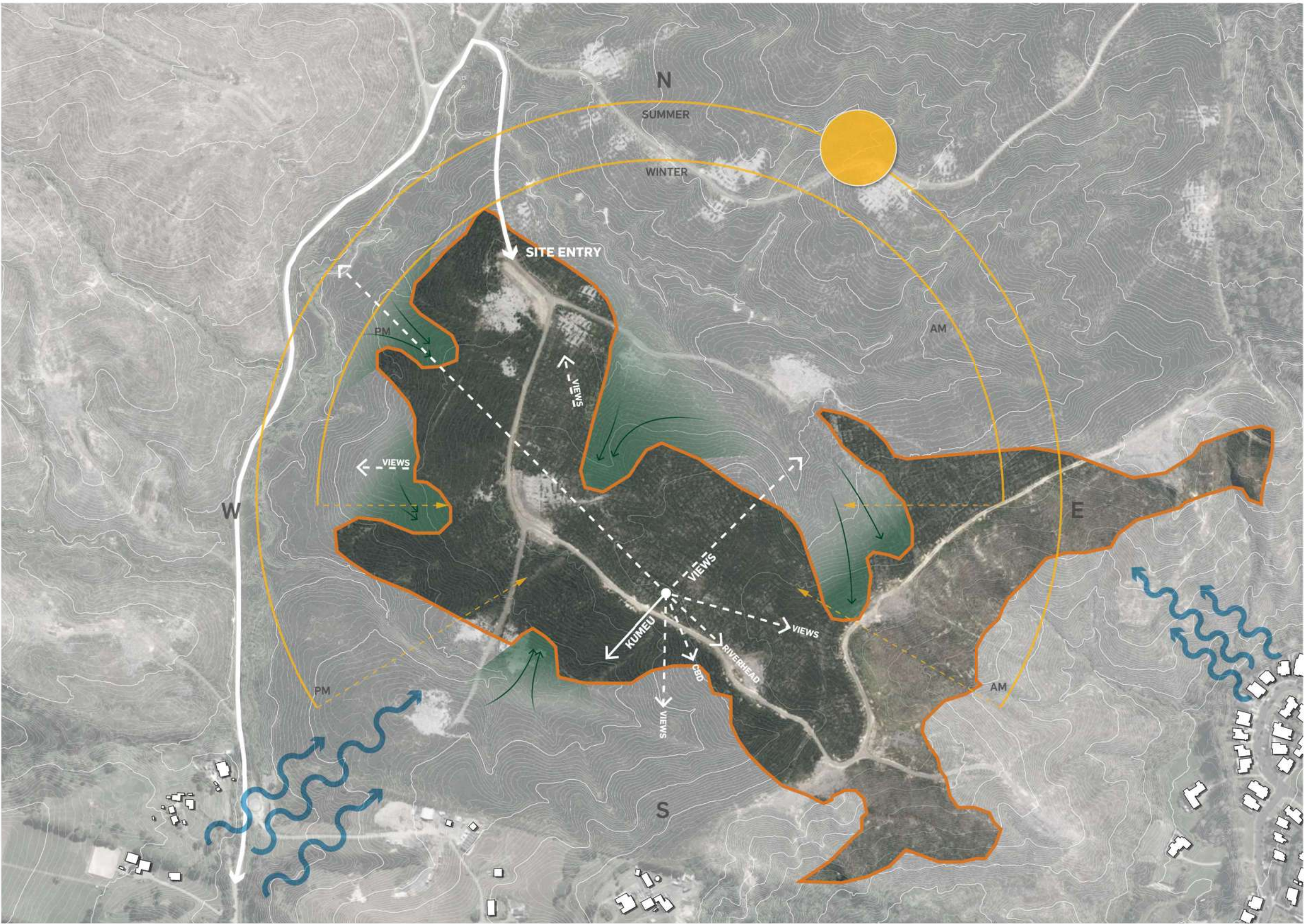
SITE CONTEXT

RANGITOOOPUNI LIFESTYLE VILLAGE
CONCEPT DESIGN - ARCHITECTURAL DRAWINGS

1.2 Rev. A 29.04.2025 @A3

CROSSON
ARCHITECTS

CROSSON ARCHITECTS LIMITED



Views
The site is located adjacent to the expansive Riverhead Forest. The villas will be immersed in this native landscape and have views of the forest and beyond.

Access
The village is accessed off Forestry Road. It is located a short drive from Riverhead and Kumeu. The location is a 40 minute drive from Auckland Central along State Highway 16.

Sun
The village boundaries are oriented with it's longitudinal axis to the North. This ensures sun will be getting to as much of the site. This aids in the comfort and outlook of each of the villas and outdoor amenity spaces.

Connection to Nature
With both Riverhead forest and RangitooPuni Stream adjacent to the site every aspect of the design works in response to these local landscape features. The villas and ancillary buildings will each have a view of and grounding in this natural context.

Contours
The site is situated on a undulating landscape at the meeting of various waterways. The streams and their resultant terrain contours have informed the design of the village, its boundaries and resultant master plan.

OPPORTUNITIES + CONSTRAINTS

The concept for the architectural intervention on the site embraces the natural setting while referencing a rural vernacular and a post colonial Maori building tradition. Visitors to the site will experience a village that features interconnected social spaces, a variety of amenities, and activities, all while enjoying the natural connection and views of the forest.



The simple gable form has been used over time to develop Marae housing, farming sheds and forest huts., Throughout the area these historical forms still stand strong and represent a cultural history of the area.

Additional to the gable form, are the intentional use of apertures. Used sparingly, these are implemented to signal entry, frame view, and provide amenity to rooms within. The development will use this gable form as a subtle nod to the history of the area and intergrate into the local architectural language.



BRIEF / VISION

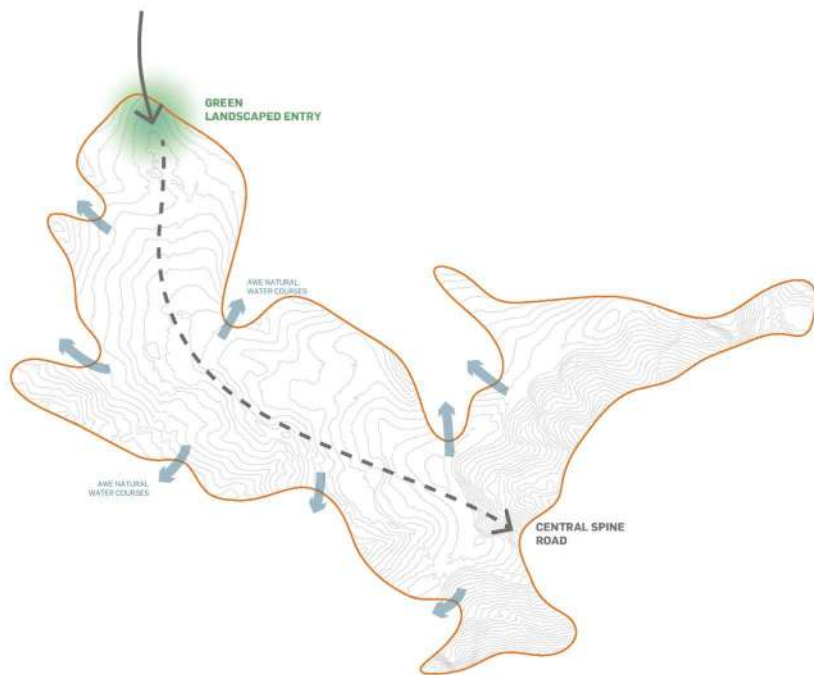
The materials used throughout the development will reinforce the rural vernacular & a natural pallette. A mix of various timber weatherboard profiles, metal cladding with feature elements of corten steel and precast concrete.



MATERIALS PALETTE

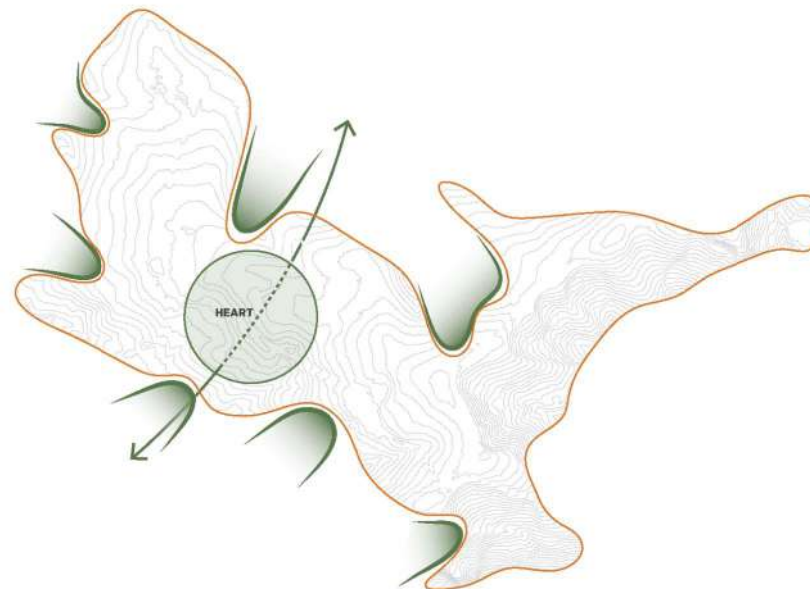
1

The site has a green landscaped entry and a central spine



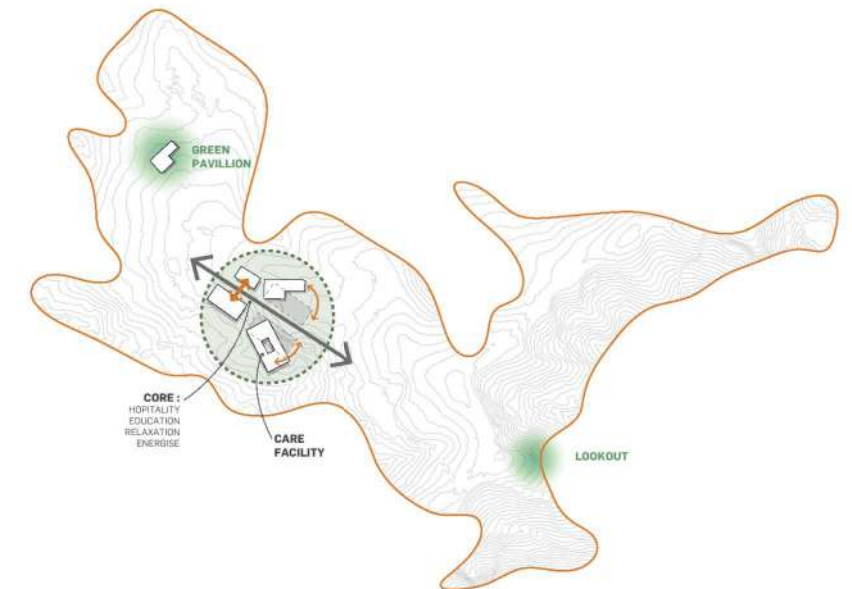
2

The awe that compress the site provide an opportunity to create green corridors and a central point for the amenity buildings of the site



3

Within the core of the village, a cluster of buildings have been designed that respond to the landform and create a main street & focus for the community, a harden pavilion and lookout also feature at either end.



KEY MOVES

RANGITOOPUNI LIFESTYLE VILLAGE
CONCEPT DESIGN - ARCHITECTURAL DRAWINGS

1.6 Rev. A 29.04.2025 @A3

CROSSON
ARCHITECTS

CROSSON ARCHITECTS LIMITED
crosson.co.nz



VILLA TYPOLOGIES

- 3 Bedroom / 3 Bedroom Premium
- 2.5 Bedroom
- 2 Bedroom

Villa Types Schedule

| Villa Type | Typology | Count | % | Floor Area | Roof Area |
|------------------|----------|-------|-----|------------|-----------|
| 2.5N | 2.5 Bed | 40 | 15% | 197.5 m | 221.4 m |
| 2.5S | 2.5 Bed | 63 | 24% | 191.5 m | 209.7 m |
| 2N | 2 Bed | 12 | 5% | 155.5 m | 181.7 m |
| 2N - D | Duplex | 8 | 3% | 133.8 m | 151.9 m |
| 2S | 2 Bed | 15 | 6% | 145.9 m | 168.3 m |
| 2S - D | Duplex | 4 | 2% | 137.0 m | 151.3 m |
| 3N | 3 Bed | 63 | 24% | 188.6 m | 212.7 m |
| 3S | 2.5 Bed | 55 | 21% | 192.4 m | 214.4 m |
| Grand total: 260 | | 260 | | | |

VILLA TYPE PLAN



STAGE 1



STAGE 2



VILLA TYPOLOGIES

- 3 Bedroom / 3 Bedroom Premium
- 2.5 Bedroom
- 2 Bedroom

Villa Types Schedule Stage 03 + 04

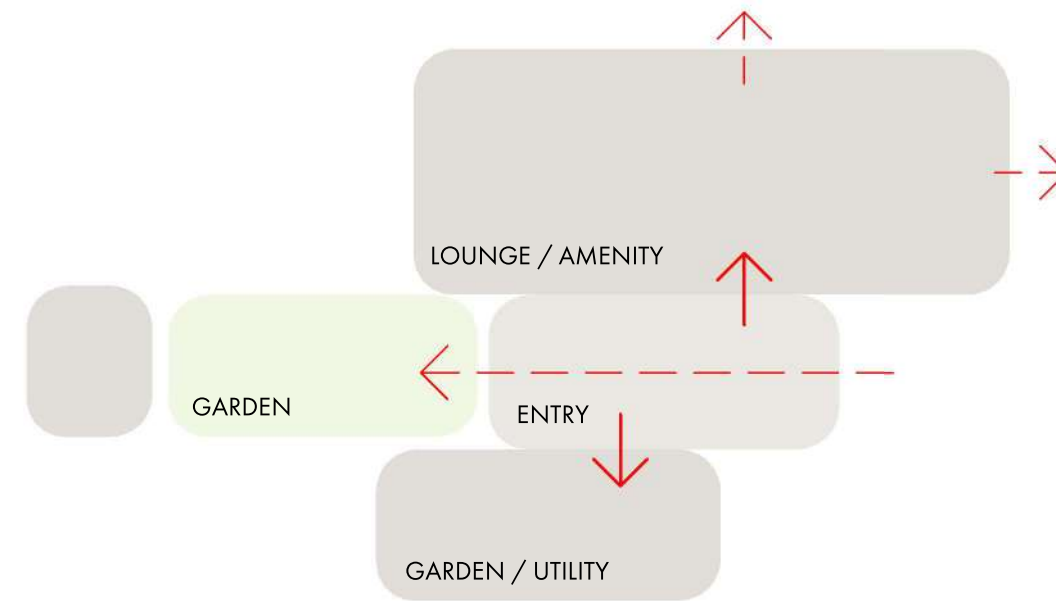
| Villa Type | Typology | Count | % |
|------------------|----------|-------|-----|
| 2.5N | 2.5 Bed | 25 | 20% |
| 2.5S | 2.5 Bed | 28 | 23% |
| 2N - D | Duplex | 2 | 2% |
| 2S | 2 Bed | 9 | 7% |
| 2S - D | Duplex | 2 | 2% |
| 3N | 3 Bed | 35 | 28% |
| 3S | 2.5 Bed | 22 | 18% |
| Grand total: 123 | | 123 | |

STAGE 3 + 4

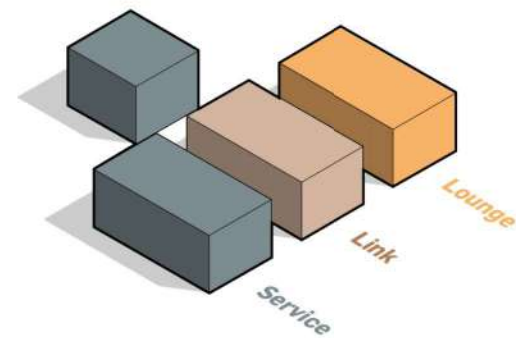
The Brief for the garden pavilion is to provide temporary amenity facilities for residents of stage 1 until the main amenity building is completed. Long term this will be utilised as a destination amenity for socialising, meeting and gardening activities for residents.



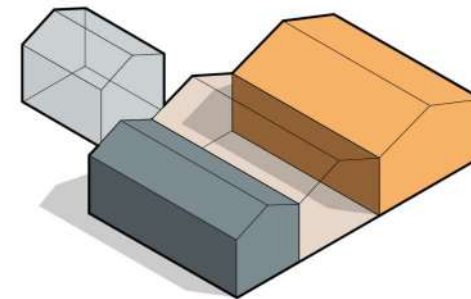
GARDEN PAVILION - BRIEF / VISION



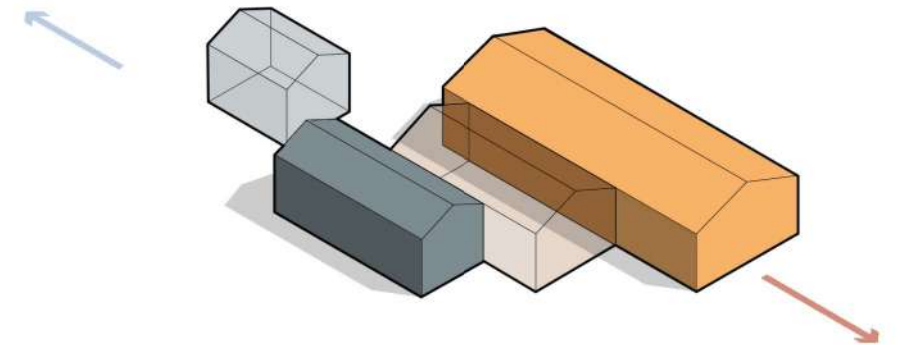
GARDEN PAVILION - PARTI SKETCH
SCALE @ A3 - 1 : 200



1 Identify programme blocks

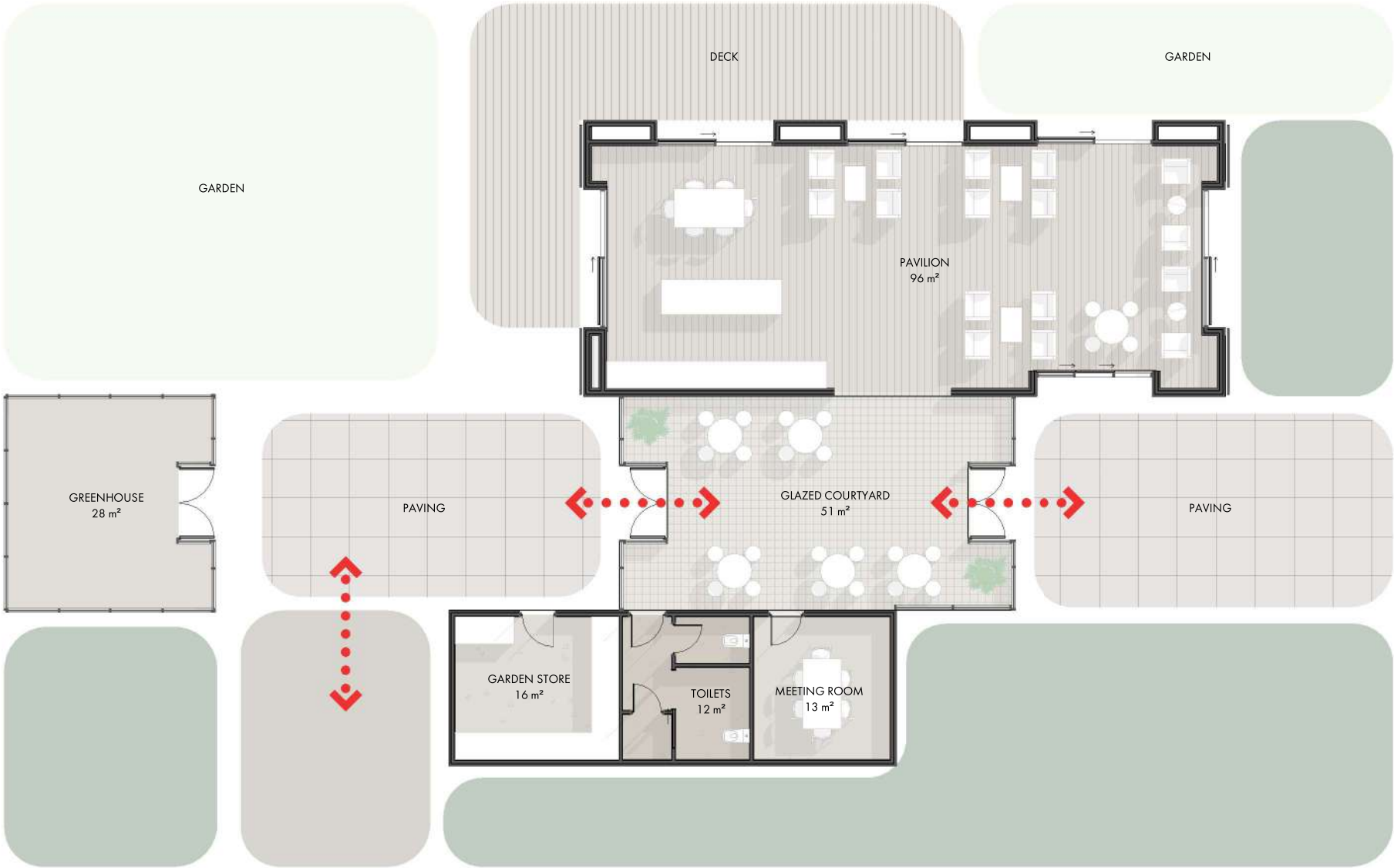


2 Add gable roof to reflect the rural vernacular



3 Forms are pushed to engage with the landscape, and create shelter connections.

GARDEN PAVILION - PLANNING & FORM



GARDEN PAVILION ROOM SCHEDULE

| Name | Area |
|------------------|---------|
| GARDEN STORE | 15.6 m |
| GLAZED COURTYARD | 50.9 m |
| GREENHOUSE | 27.6 m |
| MEETING ROOM | 12.9 m |
| PAVILION | 96.1 m |
| TOILETS | 12.0 m |
| TOTAL | 215.1 m |

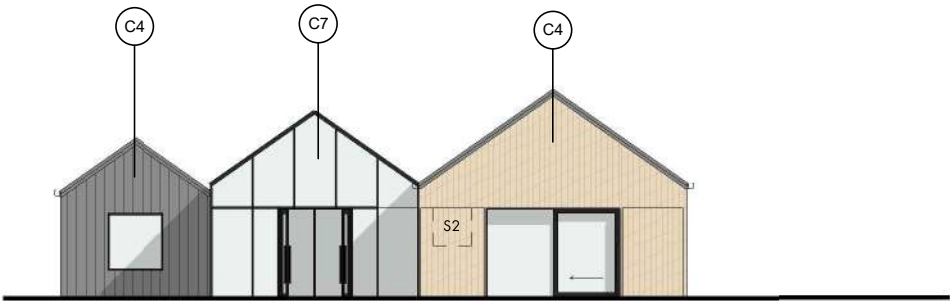
Roof Area
223.2 m

GARDEN PAVILION - FLOOR PLAN



GARDEN PAVILLION - ELEVATION 1

SCALE @ A3 - 1 : 200

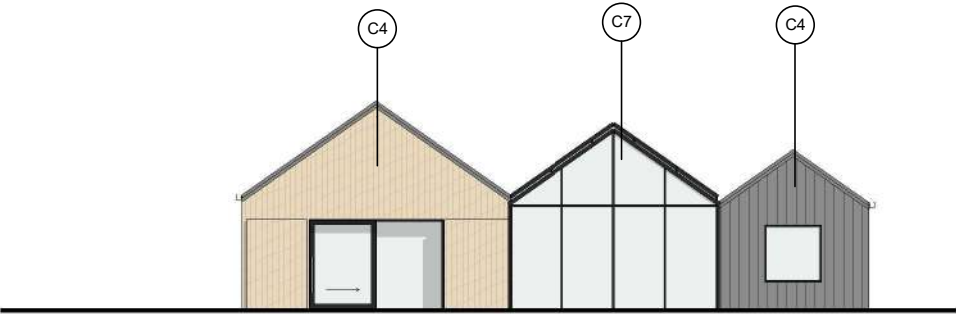


GARDEN PAVILLION - ELEVATION 2

SCALE @ A3 - 1 : 200

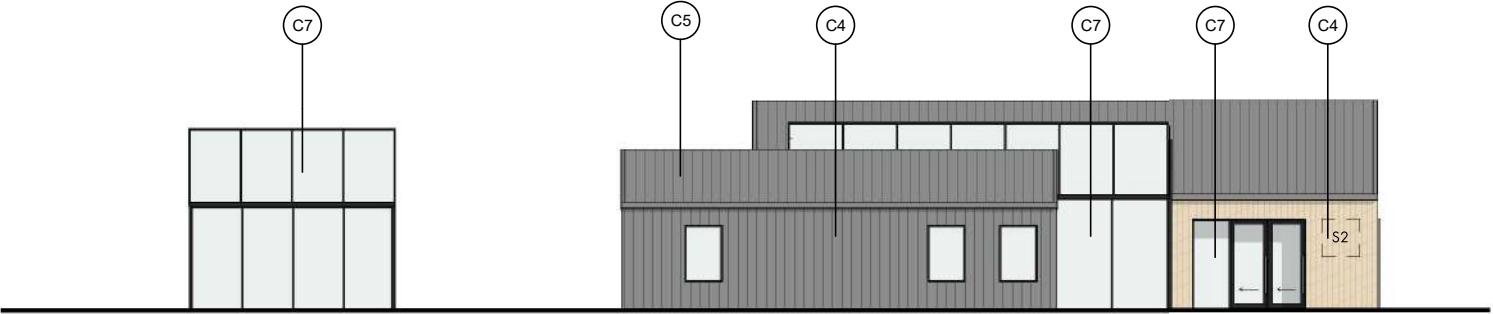
MATERIAL LEGEND

- C4 Vertical cladding
- C5 Metal roofing
- C7 Glazing



GARDEN PAVILLION - ELEVATION 3

SCALE @ A3 - 1 : 200



GARDEN PAVILLION - ELEVATION 4

SCALE @ A3 - 1 : 200

SIGNAGE LEGEND

- S1 400x400 round sign extending from face, max letter height 100mm
- S2 1m x 1m Signage zone, lettering on standoffs, max letter height 150mm
- S3 1.2m x 3.6m Signage zone, lettering on standoffs, max letter height 450mm

All signage shown in elevations is indicative only

GARDEN PAVILION - ELEVATIONS

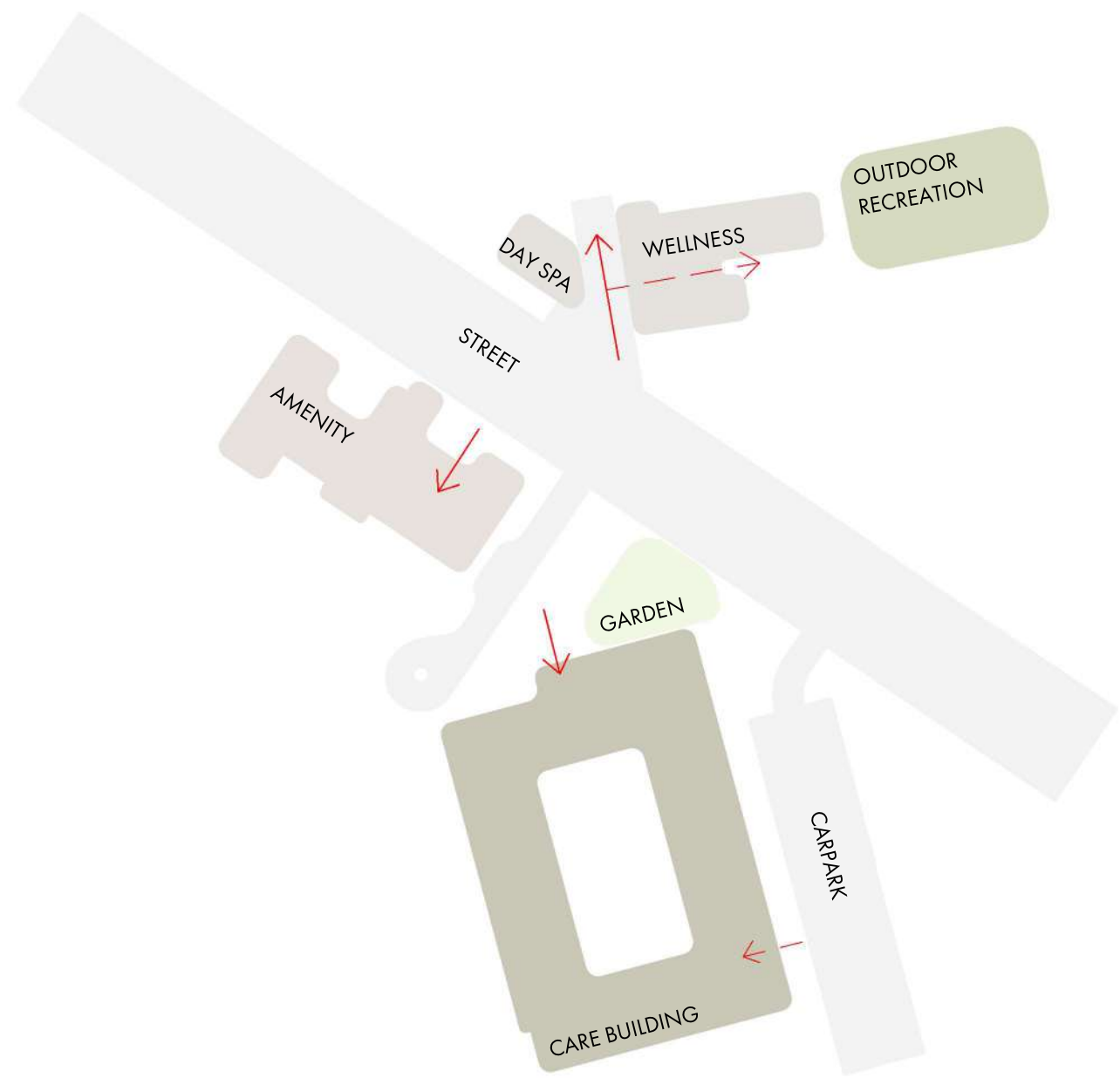


GARDEN PAVILION - VISUALISATION

The heart of the site establishes the Main Street that will accommodate many of the amenity offerings for residents. This is the place where people will come together. A destination for entertainment, hospitality , wellbeing as well as running day to day errands. Having each of these offerings positioned at the centre of the site provides ease and convenience for the residents while creating a sense of community.



MAIN STREET - BRIEF / VISION



MAIN STREET PARTI

SCALE @ A3 - 1 : 1200

MAIN STREET - PLANNING

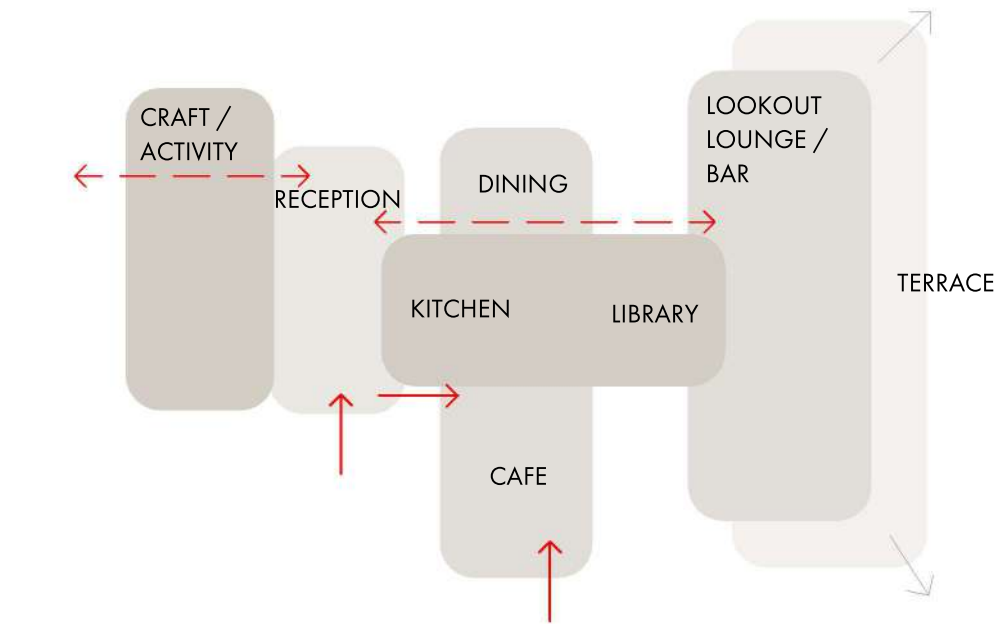
The Amenity building will be the central focus of the village providing a gathering place for residents along with a cafe shared with the public.

Features shall include:

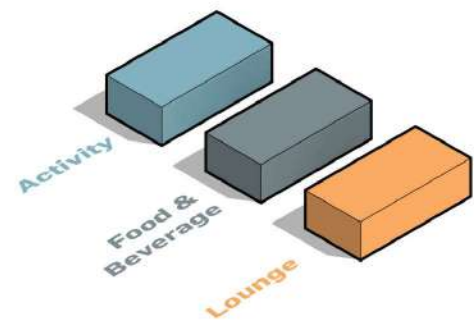
- Covered porte cochere
- Include “lifelong learning centre”. To be used for courses, crafts, art, technology, education about the land/culture/restoration of Rangitootuni. This will be a multipurpose space.
- Hospitality
 - Cafe to be open to the public, doubling as a restaurant in the evenings.
 - Outdoor fire place in courtyard and green house space.
 - Located to take advantage of the outlook, sun and engage with the "Main Street"
- Private residents bar and residents lounge.



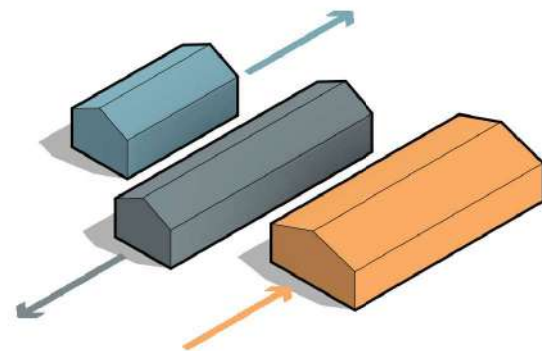
AMENITY BUILDING - BRIEF / VISION



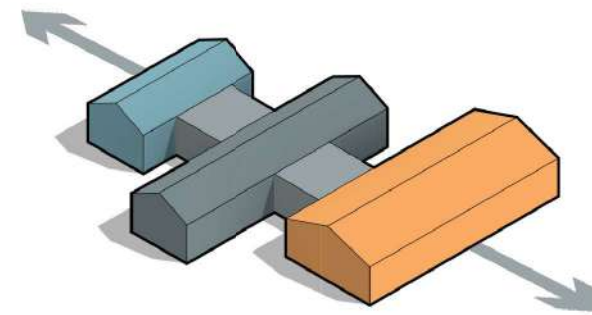
AMENITY BUILDING - PARTI SKETCH
SCALE @ A3 - 1 : 500



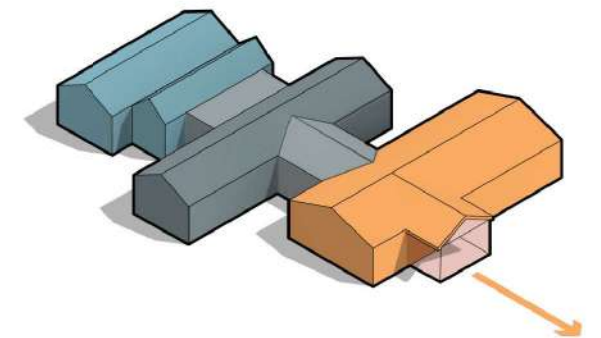
1 Identify programme blocks



2 Add gable roof to reflect the rural vernacular, shape of blocks reflect programme size

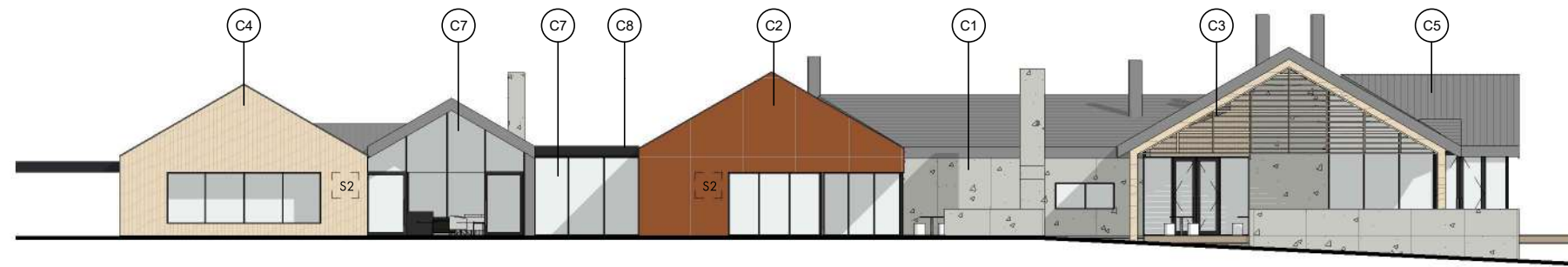


3 Connect the programs with linking element



4 Forms are articulated to break down the scale and roof forms added to embrace a second strong view.

AMENITY BUILDING - PLANNING & FORM



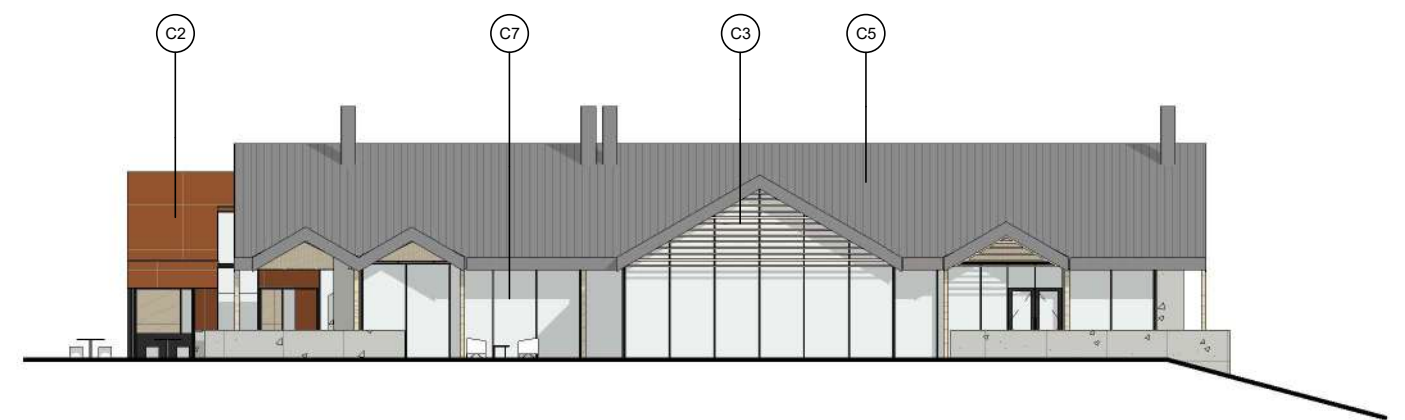
AMENITY BUILDING - ELEVATION 01
SCALE @ A3 -1 : 250

MATERIAL LEGEND

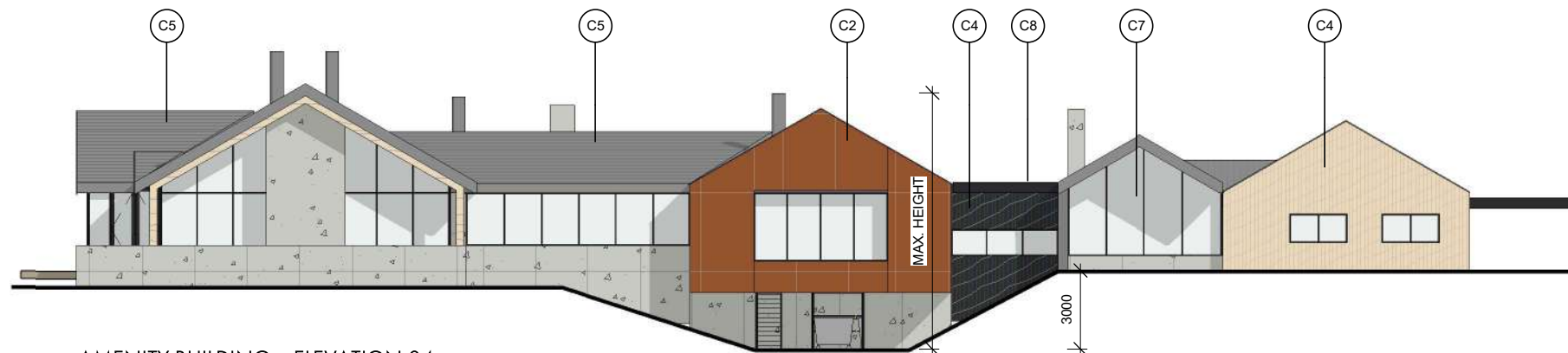
| | |
|----|---------------------|
| C1 | Concrete |
| C2 | Corten |
| C3 | Screen |
| C4 | Vertical cladding |
| C5 | Metal roofing |
| C7 | Glazing |
| C8 | Dark low pitch roof |



AMENITY BUILDING - ELEVATION 02
SCALE @ A3 -1 : 250



AMENITY BUILDING - ELEVATION 03
SCALE @ A3 -1 : 250



AMENITY BUILDING - ELEVATION 04
SCALE @ A3 -1 : 250

SIGNAGE LEGEND

| | |
|----|---|
| S1 | 400x400 round sign extending from face, max letter height 100mm |
| S2 | 1m x 1m Signage zone, lettering on standoffs, max letter height 150mm |
| S3 | 1.2m x 3.6m Signage zone, lettering on standoffs, max letter height 450mm |

All signage shown in elevations is indicative only

AMENITY BUILDING - ELEVATIONS



AMENITY BUILDING - VISUALISATION

RANGITOOPUNI LIFESTYLE VILLAGE
CONCEPT DESIGN - ARCHITECTURAL DRAWINGS

4.5 Rev. A 29.04.2025 @A3

CROSSON
ARCHITECTS

CROSSON ARCHITECTS LIMITED
[Redacted]
crosson.co.nz

The Wellness Centre

A place to exercise, relax and reinvigorate. Set with panoramic views down the valley to the forest beyond.

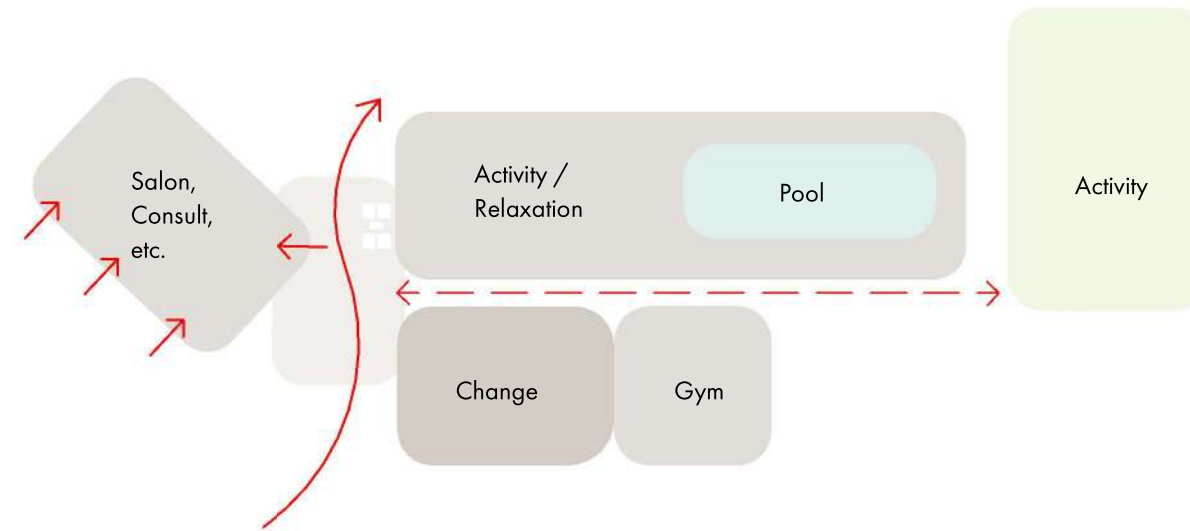
Features include Main Street facing functions including consulting rooms for doctor, physiotherapist etc and a salon

Along with internally accessed amenities including Gym, Onsen hot pools, Sauna & Steam room, Activity rooms for fitness classes (Pilate's, Yoga etc)

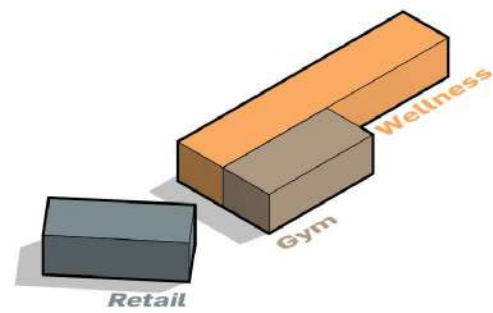
Along with exterior fitness activities in the surrounding landscape.



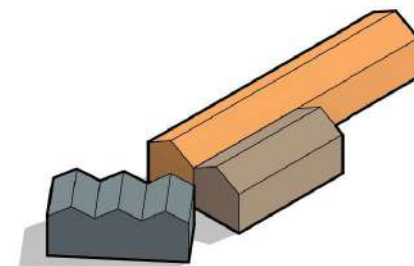
WELLNESS CENTRE - BRIEF / VISION



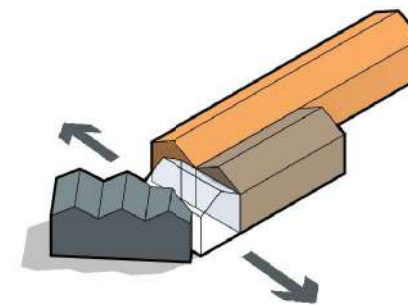
WELLNESS CENTRE - PARTI SKETCH
SCALE @ A3 - 1 : 500



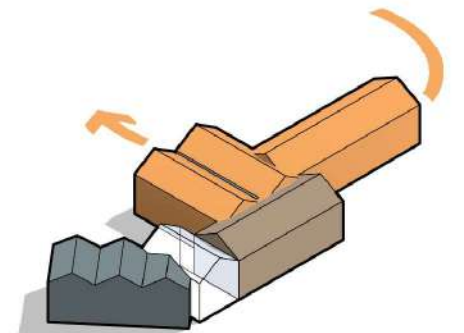
1 Identify programme blocks



2 Add gable roof to reflect the rural vernacular



3 A glazed linking form is added, and additional roof forms to break down the scale



4 The roof forms of wellness wing are broken down and turned to embrace the awning

WELLNESS CENTRE - PLANNING & FORM

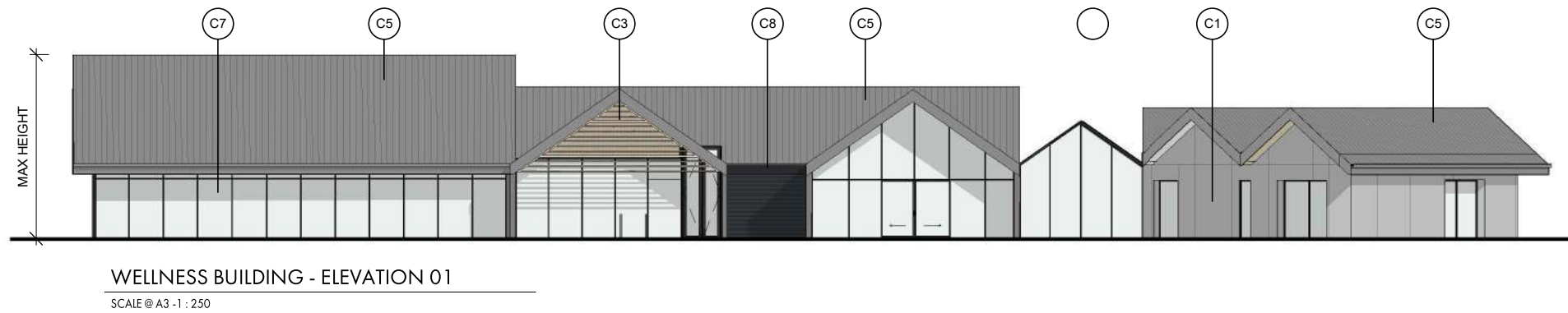


WELLNESS BUILDING ROOM SCHEDULE

| Name | Area |
|-------------------|---------|
| ACTIVITY | 75.9 m |
| CHANGING - MENS | 34.8 m |
| CHANGING - WOMENS | 34.7 m |
| CIRCULATION | 117.9 m |
| CONSULT | 50.1 m |
| FLEXIBLE SPACE | 46.4 m |
| GYM | 61.2 m |
| LOBBY | 6.8 m |
| MECHANICAL PLANT | 10.1 m |
| OFFICE | 13.0 m |
| ONSEN | 39.8 m |
| POOL PLANT | 14.1 m |
| RECEPTION | 9.9 m |
| SALON | 32.9 m |
| SAUNA | 8.9 m |
| STEAM | 5.0 m |
| STORE | 15.0 m |
| SWIMMING POOL | 186.8 m |
| TOTAL | 763.4 m |

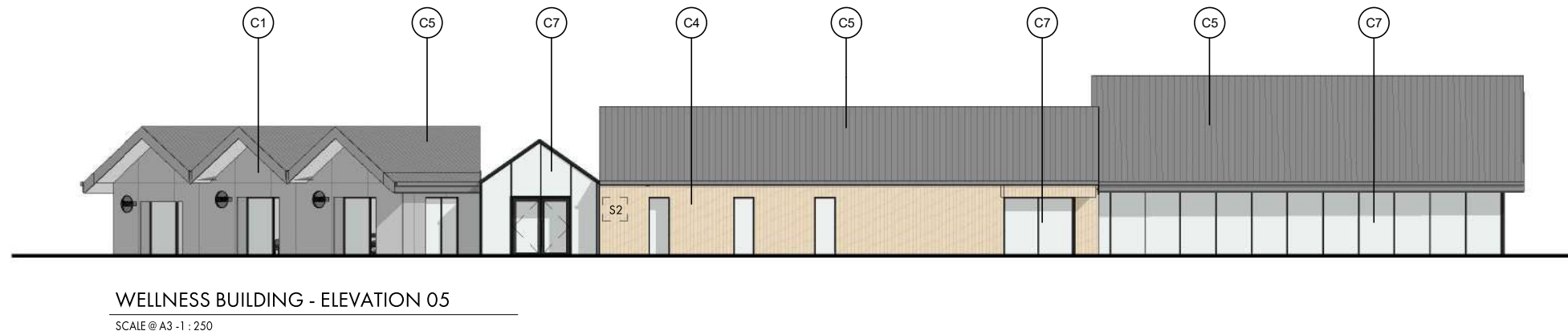
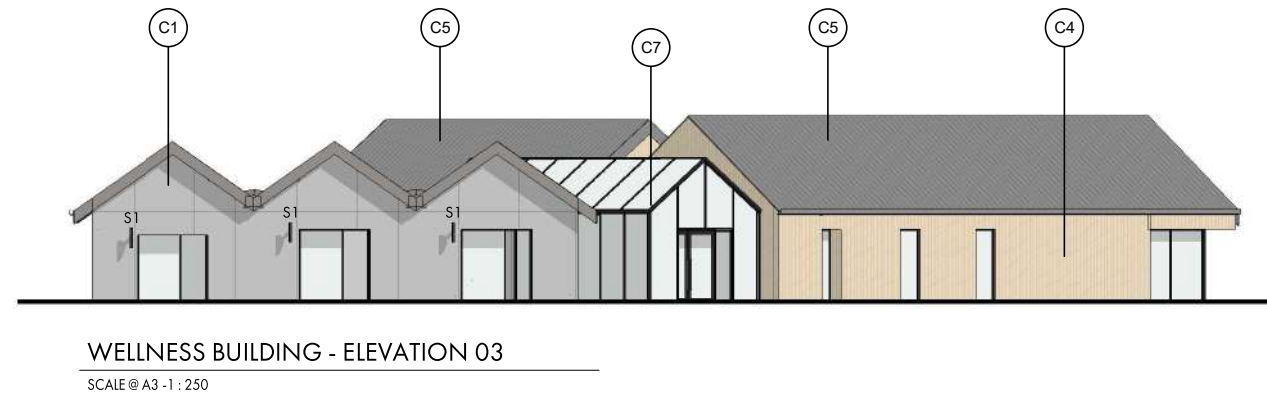
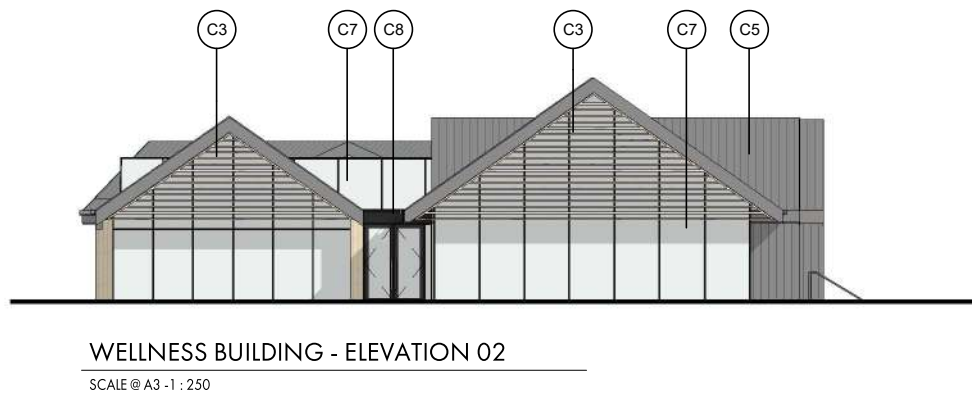
Roof Area
815.7 m

WELLNESS CENTRE - FLOOR PLAN



MATERIAL LEGEND

| | |
|----|---------------------|
| C1 | Concrete |
| C3 | Screen |
| C4 | Vertical cladding |
| C5 | Metal roofing |
| C7 | Glazing |
| C8 | Dark low pitch roof |



SIGNAGE LEGEND

| | |
|----|---|
| S1 | 400x400 round sign extending from face, max letter height 100mm |
| S2 | 1m x 1m Signage zone, lettering on standoffs, max letter height 150mm |
| S3 | 1.2m x 3.6m Signage zone, lettering on standoffs, max letter height 450mm |

All signage shown in elevations is indicative only

WELLNESS CENTRE - ELEVATIONS

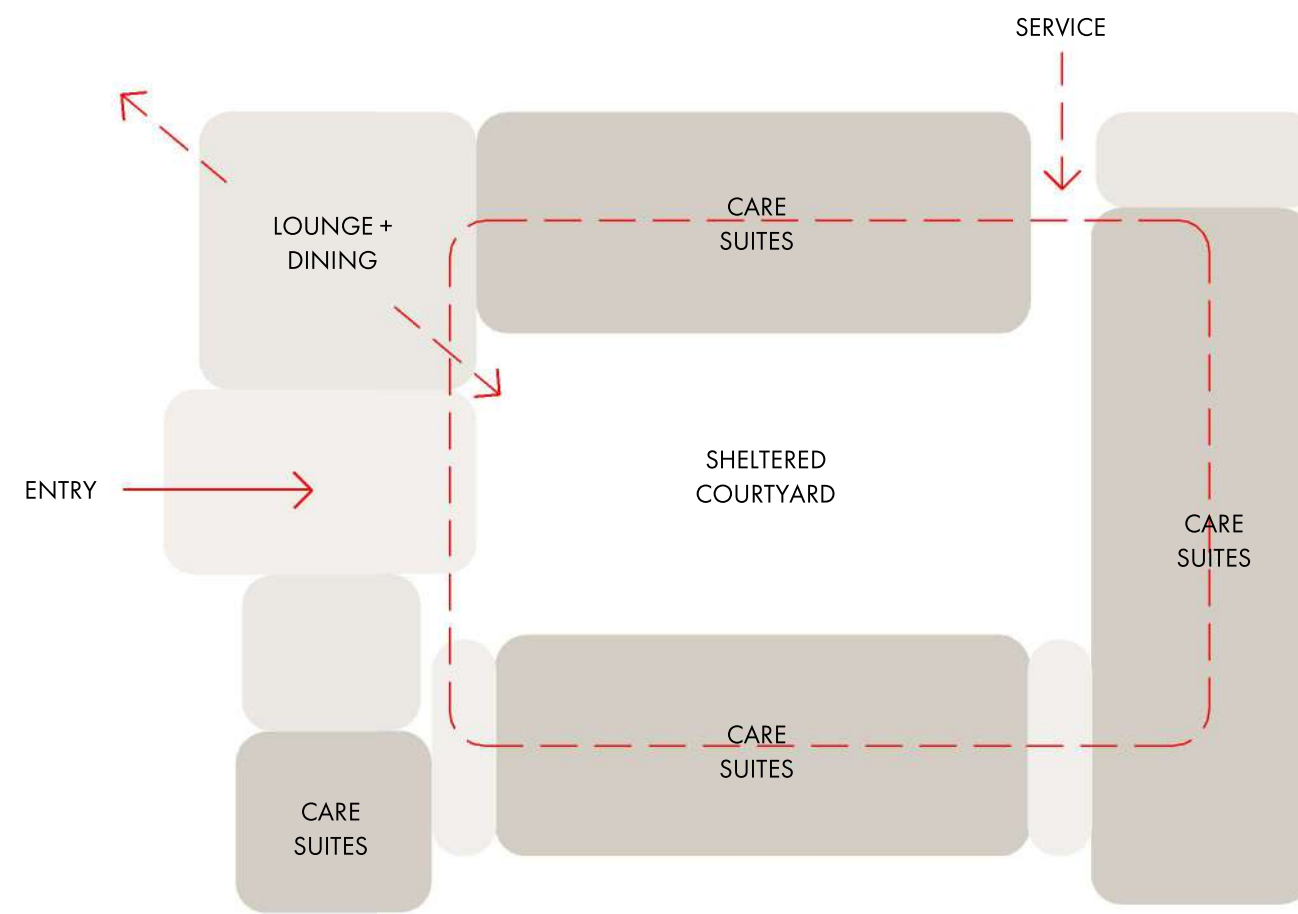


WELLNESS CENTRE - VISUALISATION

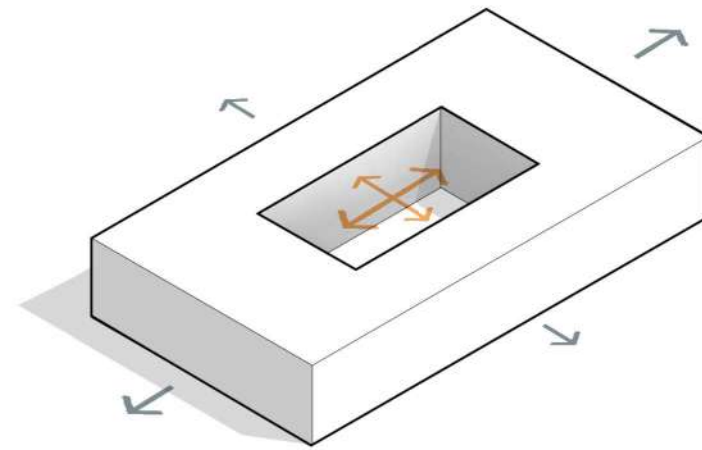
CARE BUILDING

- 36 Care Rooms / Suites in a combination of sizes
- Single level
- Reception and administration office
- Nursing Manager’s office
- Clinical Manager’s office
- Nurses’ station
- Staffroom and bathrooms, change facilities
- Commercial laundry
- Sluice room
- Equipment store
- Locked medicine storage
- Separate dedicated service entry
- Ambulance access

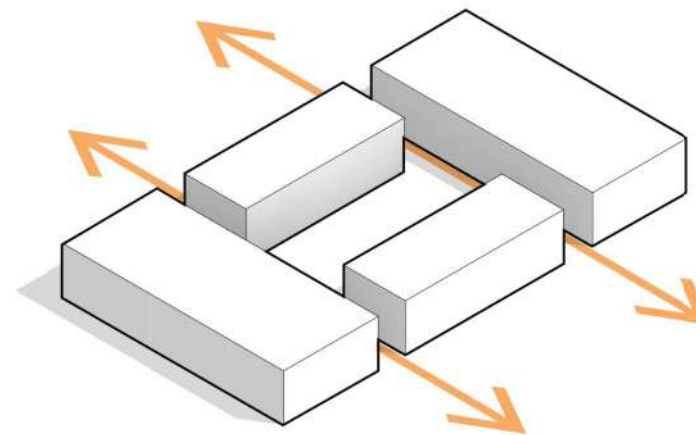
CARE BUILDING - BRIEF / VISION



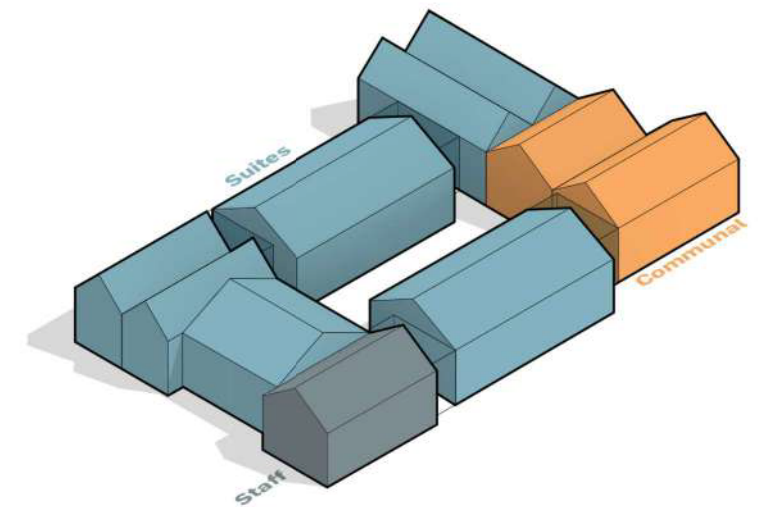
CARE BUILDING - PARTI SKETCH
SCALE @ A3 - 1 : 500



1 Create form to maximise external surface area and therefore opportunity for outlook



2 Break down the scale into small forms and allow for connections



3 Add gable forms to further add a residential scale and articulate the different programmes

CARE BUILDING - PLANNING & FORM



CARE BUILDING ROOM SCHEDULE

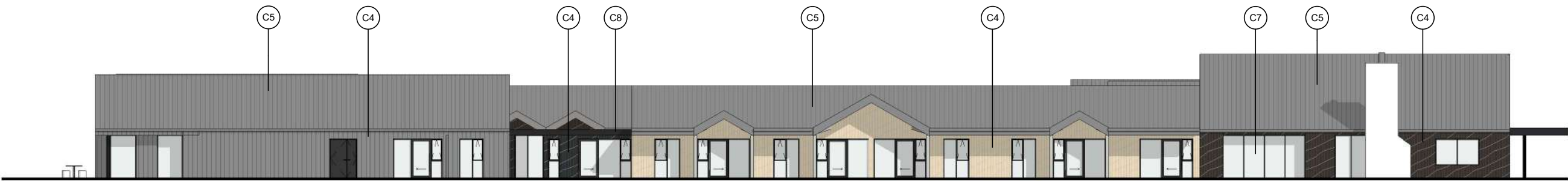
| Name | Area |
|-------------------|----------|
| Activity | 33.1 m |
| ADMIN | 15.2 m |
| CARE ROOM | 123.3 m |
| CARE SUITE | 1212.8 m |
| CIRCULATION | 542.4 m |
| CLEANERS | 8.5 m |
| CLINICAL MANAGER | 14.0 m |
| COMMS | 8.1 m |
| CONSUMABLES | 19.6 m |
| DINING | 55.7 m |
| EQUIPMENT | 22.1 m |
| EQUIPMENT / STORE | 30.9 m |
| KITCHEN | 27.6 m |
| LAUNDRY | 29.7 m |
| LINEN | 16.5 m |
| LOUNGE | 118.5 m |
| MEETING | 18.9 m |
| MSB | 16.2 m |
| NURSE MANAGER | 14.9 m |
| NURSES STATION | 12.0 m |
| PANTRY | 11.6 m |
| RECEPTION | 14.6 m |
| SLUCE | 10.7 m |
| STAFF | 44.4 m |
| STAFF LOCKERS | 23.1 m |
| SUPPORT | 26.4 m |
| W/C | 6.8 m |
| WIND LOBBY | 7.2 m |
| TOTAL | 2485.0 m |

CARE ROOM / SUITE SCHEDULE

| Name | Area | Count |
|------------|-------------------|-------|
| CARE ROOM | 23.8 m ... 25.0 m | 5 |
| CARE SUITE | 24.6 m ... 40.9 m | 31 |
| 36 | | 36 |

Roof Area
2678.4 m

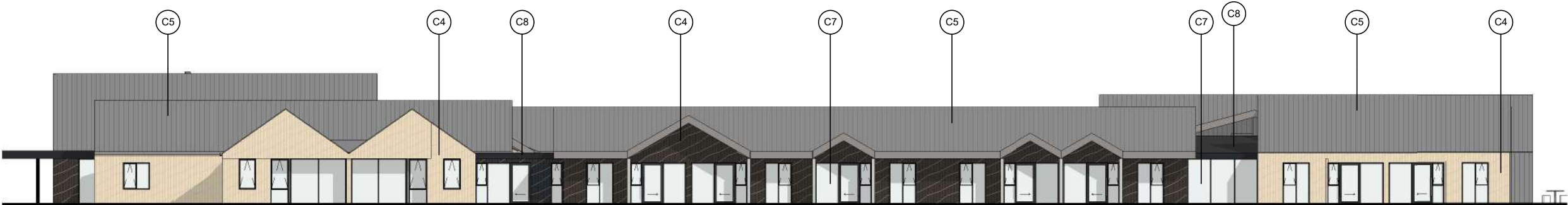
CARE BUILDING - FLOOR PLAN



CARE BUILDING - ELEVATION 01
SCALE @ A3 - 1 : 250



CARE BUILDING - ELEVATION 02
SCALE @ A3 - 1 : 250



CARE BUILDING - ELEVATION 03
SCALE @ A3 - 1 : 250



CARE BUILDING - ELEVATION 04
SCALE @ A3 - 1 : 250

MATERIAL LEGEND

- C4 Vertical cladding
- C5 Metal roofing
- C7 Glazing
- C8 Dark low pitch roof

SIGNAGE LEGEND

- S1 400x400 round sign extending from face, max letter height 100mm
- S2 1m x 1m Signage zone, lettering on standoffs, max letter height 150mm
- S3 1.2m x 3.6m Signage zone, lettering on standoffs, max letter height 450mm

All signage shown in elevations is indicative only

CARE BUILDING - ELEVATIONS



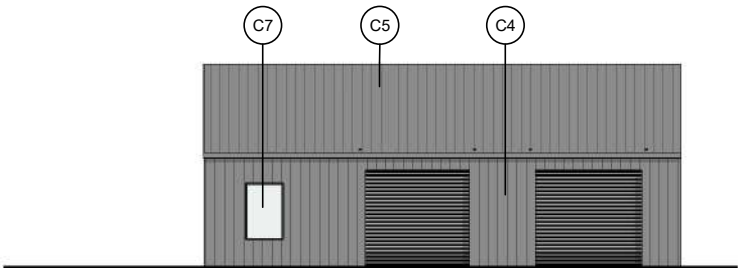
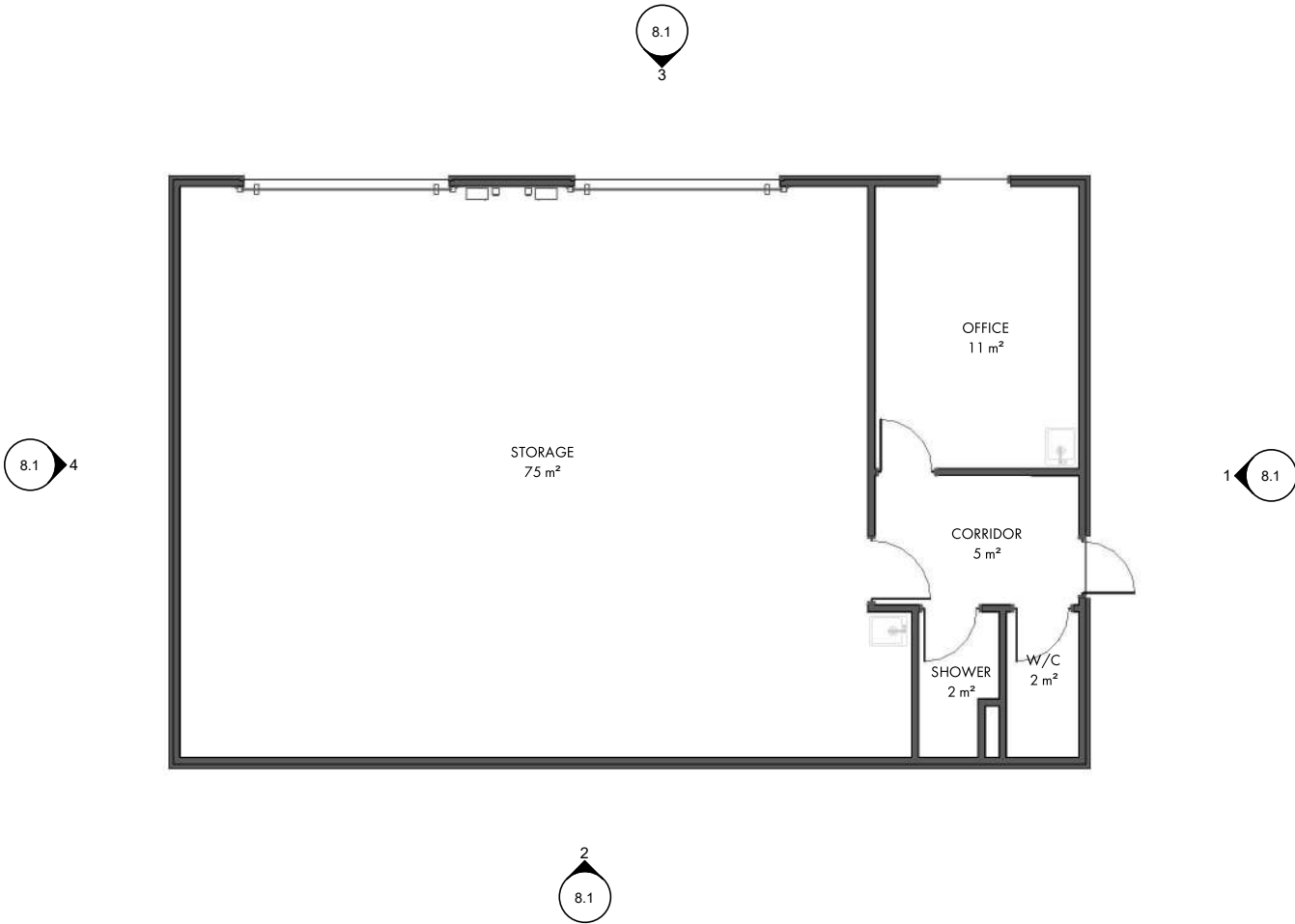
CARE BUILDING - VISUALISATION

MAINTENANCE SHED BUILDING ROOM
SCHEDULE

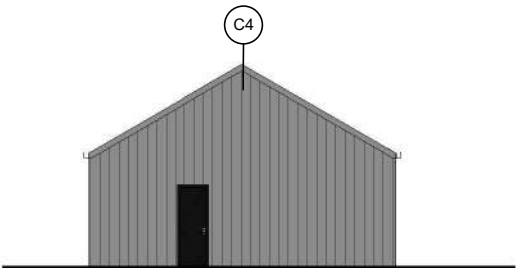
| Name | Area |
|----------|--------|
| CORRIDOR | 5.0 m |
| OFFICE | 10.9 m |
| SHOWER | 1.9 m |
| STORAGE | 75.0 m |
| W/C | 1.9 m |
| | 94.8 m |

MATERIAL LEGEND

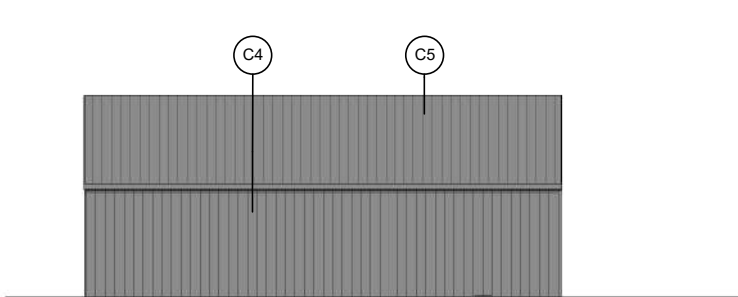
| | |
|----|-------------------|
| C4 | Vertical cladding |
| C5 | Metal roofing |
| C7 | Glazing |



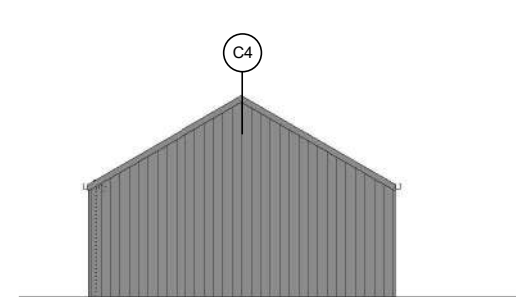
MAINTENANCE SHED - ELEVATION 1
SCALE @ A3 - 1 : 200



MAINTENANCE SHED - ELEVATION 2
SCALE @ A3 - 1 : 200



MAINTENANCE SHED - ELEVATION 3
SCALE @ A3 - 1 : 200



MAINTENANCE SHED - ELEVATION 4
SCALE @ A3 - 1 : 200

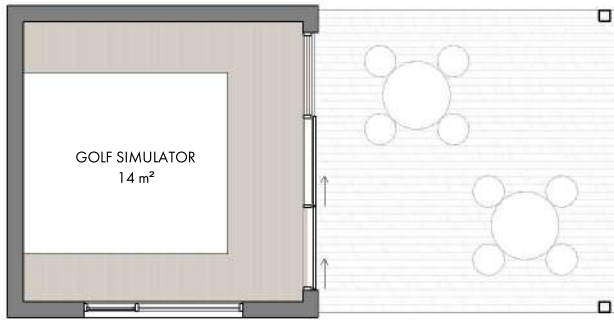
MAINTAINANCE SHED

GOLF PAVILION BUILDING ROOM
SCHEDULE

| Name | Area |
|----------------|------------------|
| GOLF SIMULATOR | 13.9 m 13.9 m |

MATERIAL LEGEND

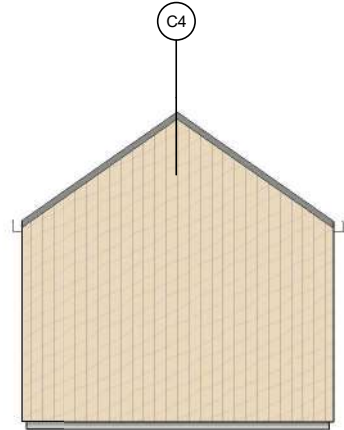
| | |
|----|-------------------|
| C4 | Vertical cladding |
| C5 | Metal roofing |
| C7 | Glazing |



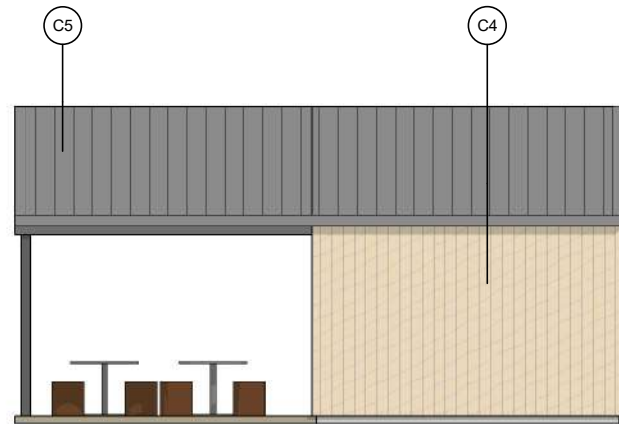
GOLF PAVILION - ELEVATION 1
SCALE @ A3 - 1 : 100



GOLF PAVILION - ELEVATION 2
SCALE @ A3 - 1 : 100



GOLF PAVILION - ELEVATION 3
SCALE @ A3 - 1 : 100



GOLF PAVILION - ELEVATION 4
SCALE @ A3 - 1 : 100

GOLF PAVILLION - FLOOR PLAN & ELEVATIONS
































VILLAS - PRECEDENTS



VILLAS - PRECEDENTS



VILLAS - PRECEDENTS

| | MATERIAL A | MATERIAL B | MATERIAL C | MATERIAL D | MATERIAL E | |
|------------------|---|---|---|---|---|---|
| COLOUR SCHEME 01 |  |  |  |  |  |  |
| COLOUR SCHEME 02 |  |  |  |  |  |  |
| COLOUR SCHEME 03 |  |  |  |  |  |  |
| COLOUR SCHEME 04 |  |  |  |  |  | |
| COLOUR SCHEME 05 |  |  |  |  |  |  |

VILLAS - COLOUR SCHEMES



MATERIAL SCHEDULE

| Colour | | |
|--------|--------|-------|
| Stage | Scheme | Count |
| 1 | 01 | 17 |
| 1 | 02 | 19 |
| 1 | 03 | 13 |
| 1 | 04 | 9 |
| 1 | 05 | 8 |

MATERIAL SCHEDULE

| Colour | | |
|--------|--------|-------|
| Stage | Scheme | Count |
| 2 | 01 | 23 |
| 2 | 02 | 17 |
| 2 | 03 | 13 |
| 2 | 04 | 10 |
| 2 | 05 | 8 |

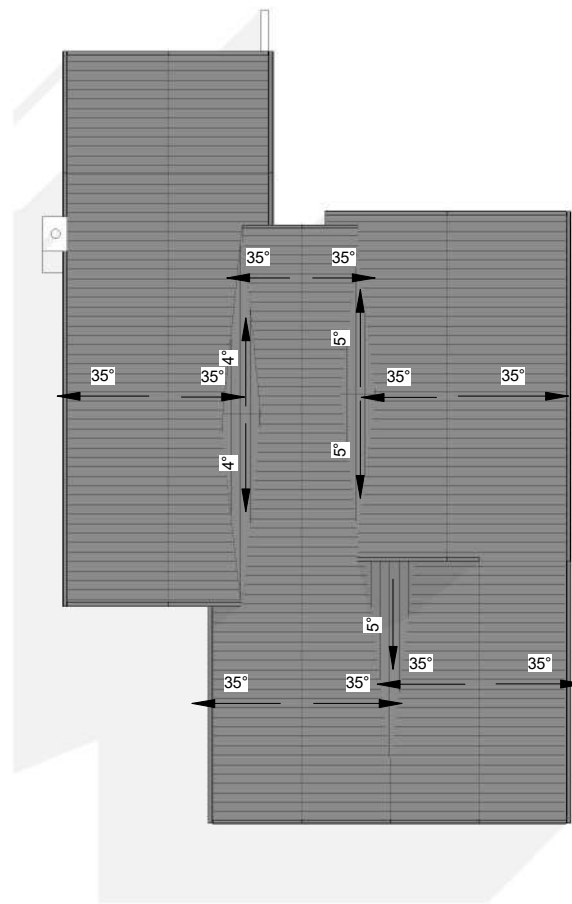
MATERIAL SCHEDULE

| Colour | | |
|------------------|--------|-------|
| Stage | Scheme | Count |
| 3 | 01 | 40 |
| 3 | 02 | 27 |
| 3 | 03 | 30 |
| 3 | 04 | 15 |
| 3 | 05 | 11 |
| Grand total: 260 | | |

COLOUR SCHEME LEGEND

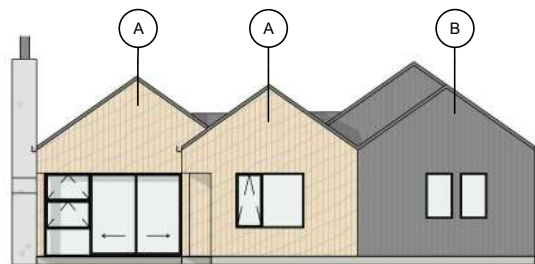
- Colour Scheme 01
- Colour Scheme 02
- Colour Scheme 03

VILLAS - COLOUR SCHEME PLAN



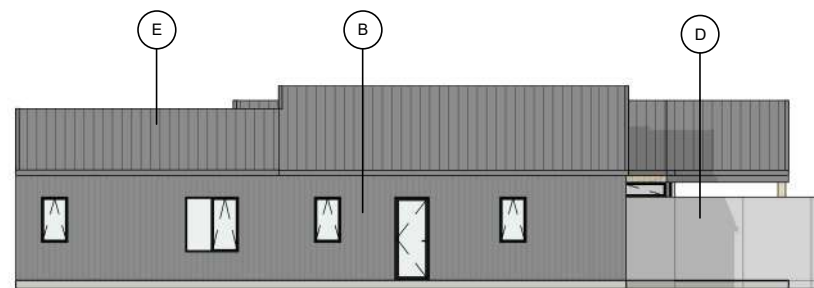
VILLA TYPE 3N - REAR VIEW

| | |
|----------------------|---------|
| GARAGES | 2 |
| BEDROOM | 3 |
| BATHROOM | 2 |
| 3N-REAR - FLOOR AREA | 188.6 m |
| 3N-REAR - ROOF AREA | 212.7 m |



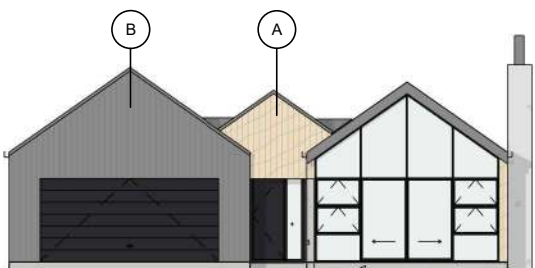
3N-REAR - Back Elevation

SCALE @ A3 - 1 : 200



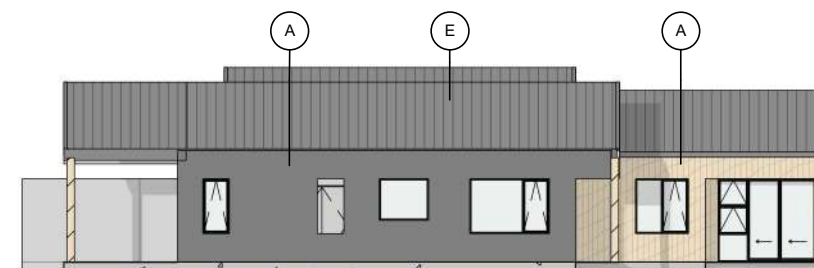
3N-REAR - Right Side Elevation

SCALE @ A3 - 1 : 200



3N-REAR - Front Elevation

SCALE @ A3 - 1 : 200



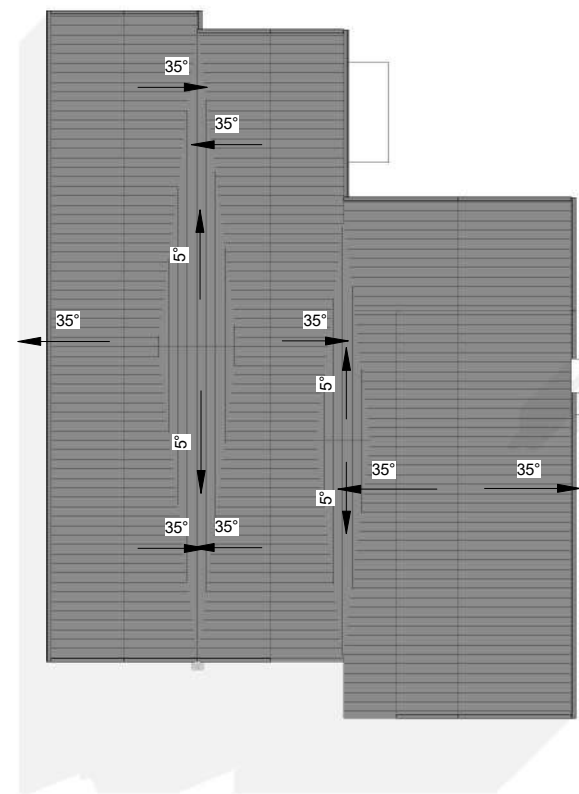
3N-REAR - Left Side Elevation

SCALE @ A3 - 1 : 200

VILLAS - 3N REAR



VILLAS - 3N REAR - VISUALISATION



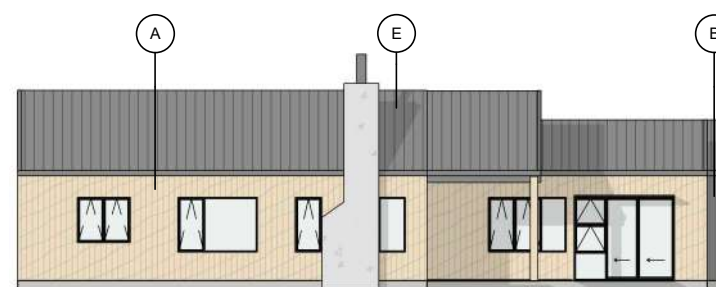
VILLA TYPE 3S

| | |
|-----------------|---------|
| GARAGES | 2 |
| BEDROOM | 3 |
| BATHROOM | 2 |
| 3S - FLOOR AREA | 192.4 m |
| 3S - ROOF AREA | 214.4 m |



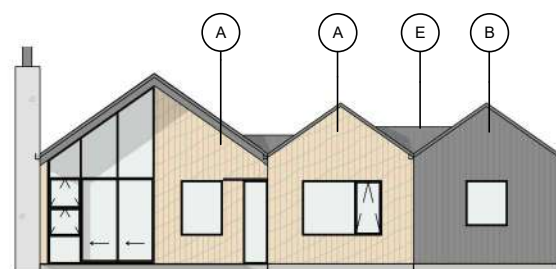
3S - Front Elevation

SCALE @ A3 - 1 : 200



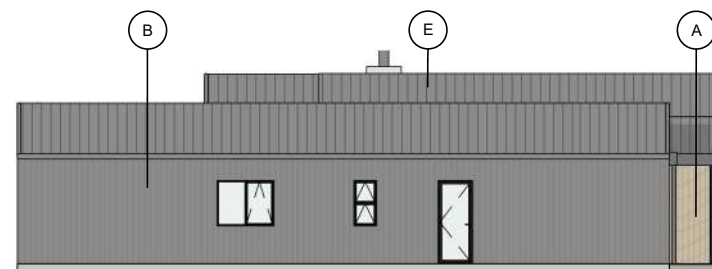
3S - Right Side Elevation

SCALE @ A3 - 1 : 200



3S - Back Elevation

SCALE @ A3 - 1 : 200



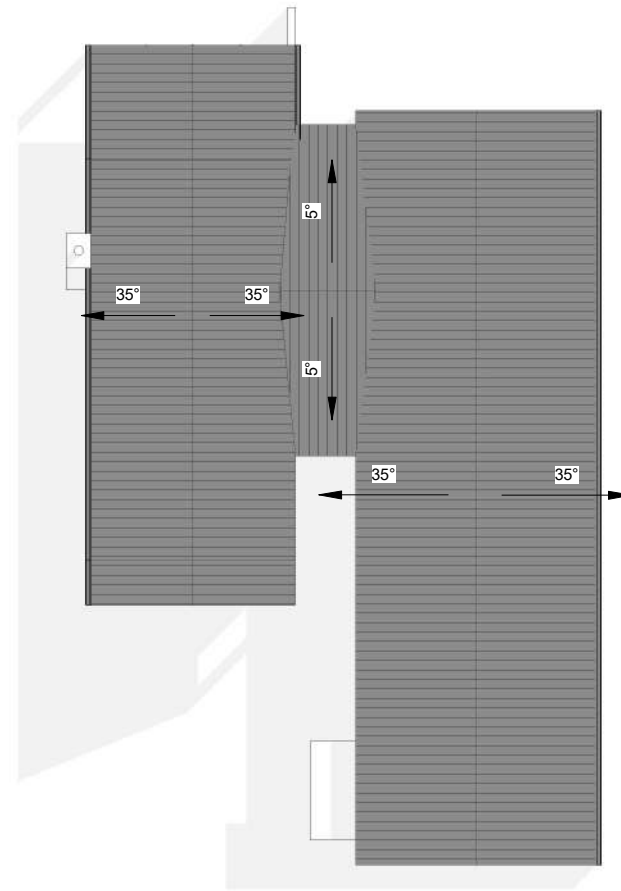
3S - Left Side Elevation

SCALE @ A3 - 1 : 200

VILLAS - 3S

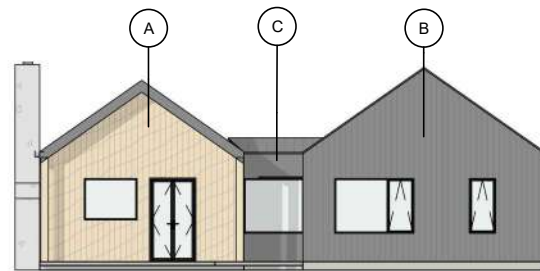


VILLAS - 3S - VISUALISATION



VILLA TYPE 2.5N

| | |
|-------------------|---------|
| GARAGES | 2 |
| BEDROOM | 2.5 |
| BATHROOM | 2 |
| 2.5N - FLOOR AREA | 197.5 m |
| 2.5N - ROOF AREA | 221.4 m |



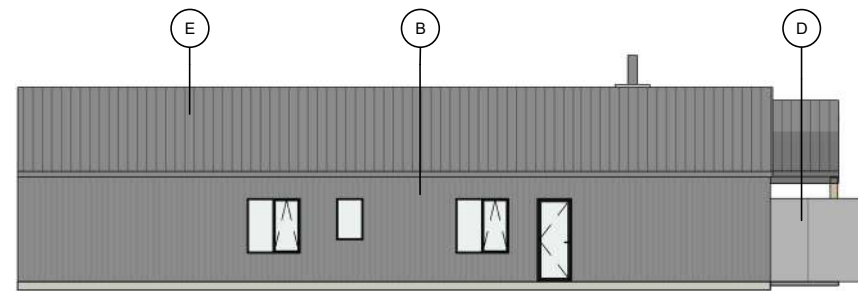
2.5N - Back Elevation

SCALE @ A3 - 1 : 200



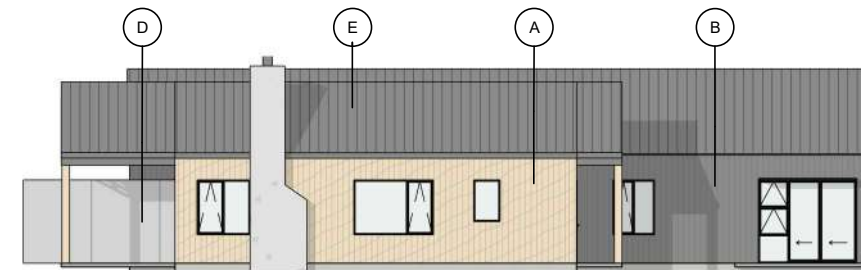
2.5N - Front Elevation

SCALE @ A3 - 1 : 200



2.5N - Right Side Elevation

SCALE @ A3 - 1 : 200



2.5N - Left Side Elevation

SCALE @ A3 - 1 : 200

VILLAS - 2.5N



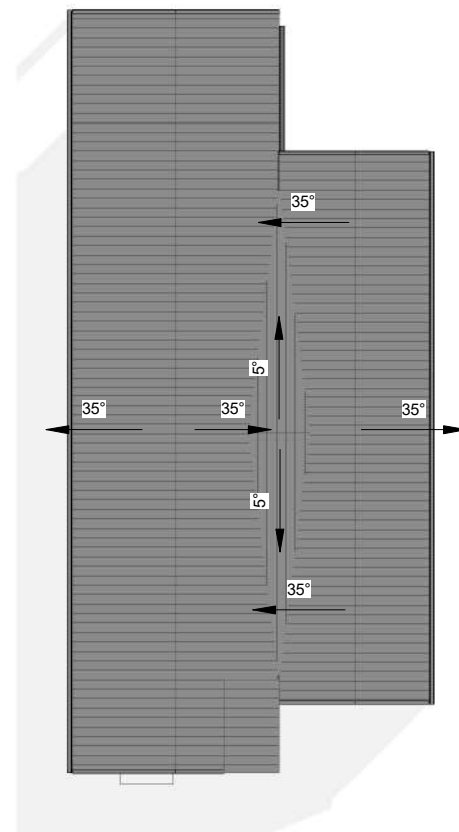
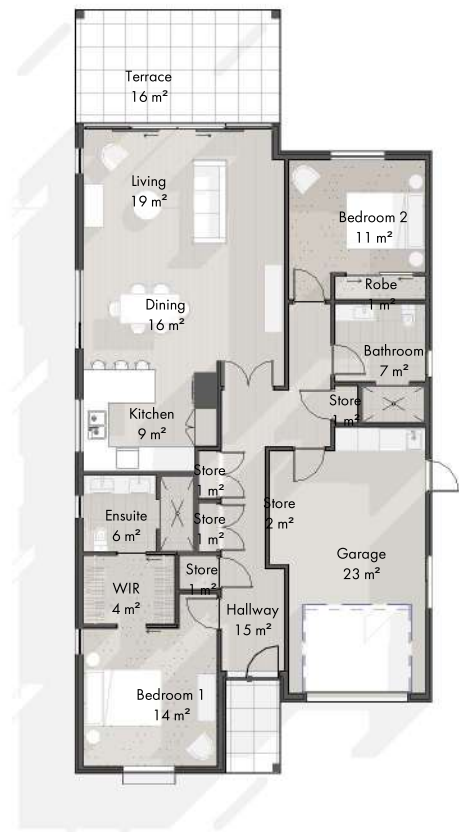
VILLAS - 2.5N - VISUALISATION



VILLAS - 2.5S - VISUALISATION

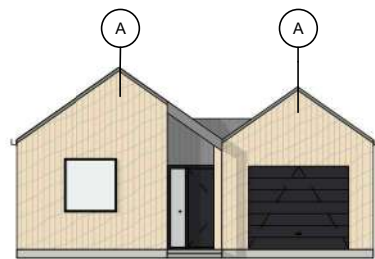


VILLAS - 2N - VISUALISATION

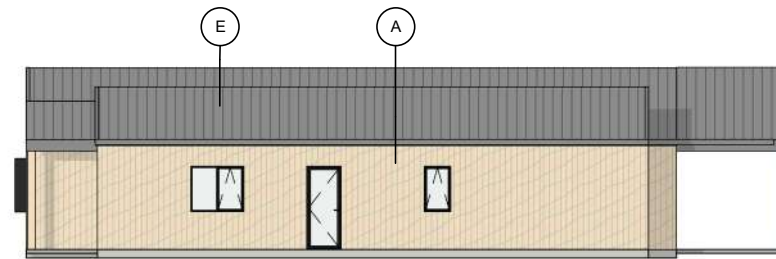


VILLA TYPE 2S

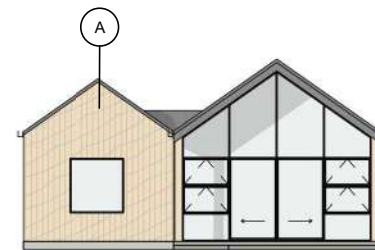
| | |
|-----------------|---------|
| GARAGES | 1 |
| BEDROOM | 2 |
| BATHROOM | 2 |
| 2S - FLOOR AREA | 145.9 m |
| 2S - ROOF AREA | 168.3 m |



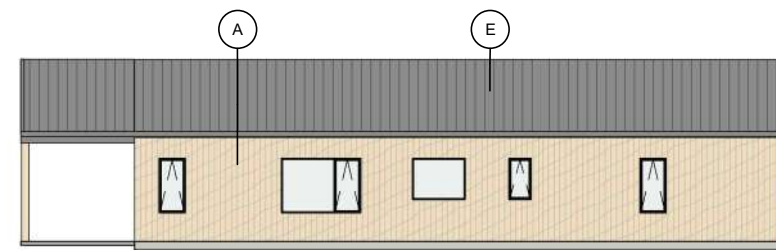
2S - Front Elevation
SCALE @ A3 - 1 : 200



2S - Right Side Elevation
SCALE @ A3 - 1 : 200



2S - Back Elevation
SCALE @ A3 - 1 : 200

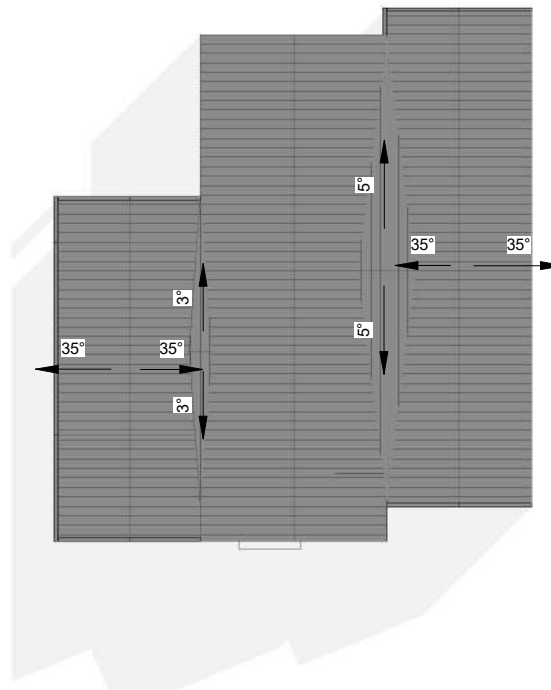


2S - Left Side Elevation
SCALE @ A3 - 1 : 200

VILLAS - 2S

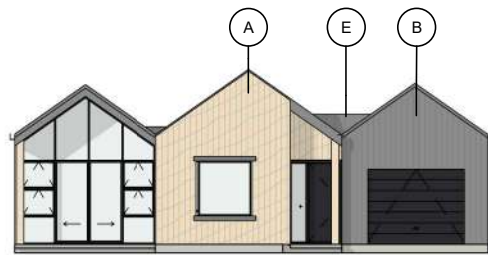


VILLAS - 2S - VISUALISATION



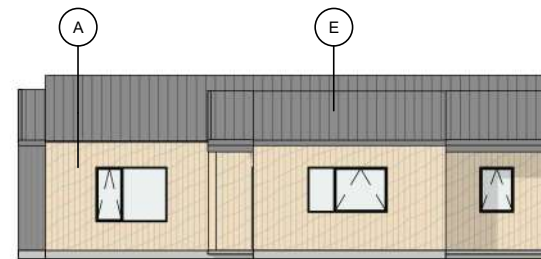
VILLA TYPE 2N DUPLEX

| | |
|--------------------------|---------|
| GARAGES | 1 |
| BEDROOM | 2 |
| BATHROOM | 2 |
| 2N - DUPLEX - FLOOR AREA | 133.8 m |
| 2N - DUPLEX - ROOF AREA | 151.9 m |



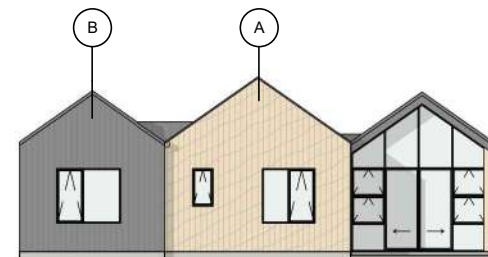
2S - DUPLEX - Front Elevation

SCALE @ A3 - 1 : 200



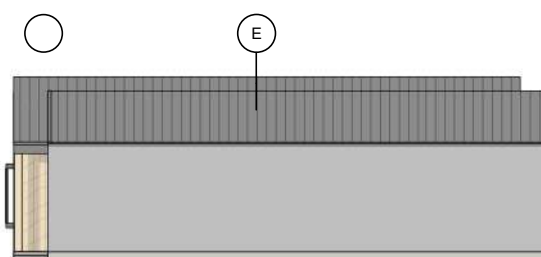
2S - DUPLEX - Left Side Elevation

SCALE @ A3 - 1 : 200



2S - DUPLEX - Back Elevation

SCALE @ A3 - 1 : 200



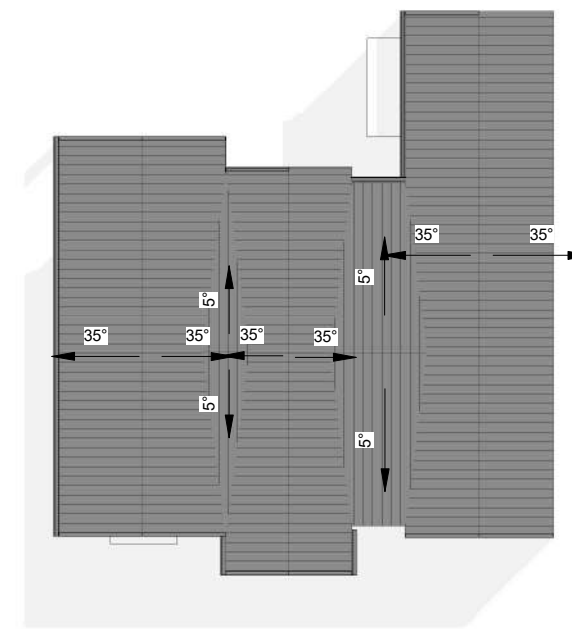
2S - DUPLEX - Right Side Elevation

SCALE @ A3 - 1 : 200

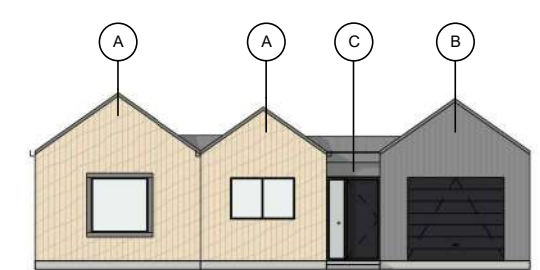
VILLAS - 2N - DUPLEX



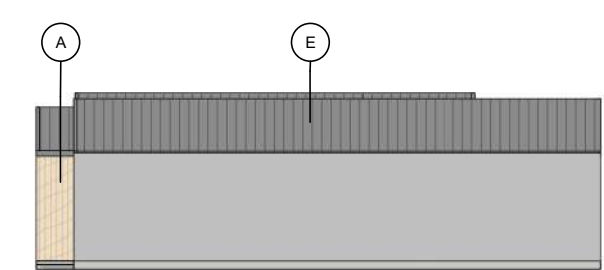
VILLAS - 2N - DUPLEX - VISUALISATION



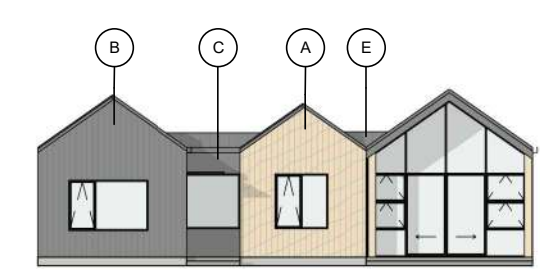
| VILLA TYPE 2S | |
|--------------------------|---------|
| GARAGES | 1 |
| BEDROOM | 2 |
| BATHROOM | 2 |
| 2S - DUPLEX - FLOOR AREA | 137.0 m |
| 2S - DUPLEX - ROOF AREA | 151.3 m |



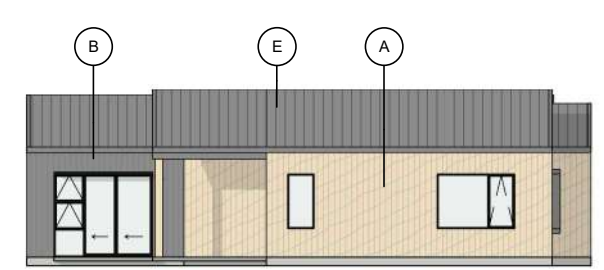
2S-2 - DUPLEX - Front Elevation
SCALE @ A3 - 1 : 200



2S-2 - DUPLEX - Right Side Elevation
SCALE @ A3 - 1 : 200



2S-2 - DUPLEX - Back Elevation
SCALE @ A3 - 1 : 200



2S-2 - DUPLEX - Left Side Elevation
SCALE @ A3 - 1 : 200

VILLAS - 2S - DUPLEX



VILLAS - 2S - DUPLEX - VISUALISATION



FLOOR LEVELS

| VILLA SCHEDULE | | | VILLA SCHEDULE | | | VILLA SCHEDULE | | | VILLA SCHEDULE | | | VILLA SCHEDULE | | | VILLA SCHEDULE | | |
|----------------|------|--------|----------------|------|--------|----------------|------|--------|----------------|------|--------|----------------|------|--------|----------------|------|--------|
| Stage | Mark | Type | Stage | Mark | Type | Stage | Mark | Type | Stage | Mark | Type | Stage | Mark | Type | Stage | Mark | Type |
| 1 | 1 | 3S | 1 | 34 | 2.5N | 2 | 67 | 2.5S | 2 | 103 | 3N | 3 | 139 | 2N - D | 3 | 202 | 2.5N |
| 1 | 2 | 3S | 1 | 35 | 2.5S | 2 | 68 | 2N - D | 2 | 104 | 2.5N | 3 | 140 | 2.5N | 3 | 203 | 3N |
| 1 | 3 | 2.5S | 1 | 36 | 2S | 2 | 69 | 2N - D | 2 | 105 | 2N | 3 | 141 | 2.5N | 3 | 204 | 3N |
| 1 | 4 | 2.5S | 1 | 37 | 2S | 2 | 70 | 2N - D | 2 | 106 | 2N | 3 | 142 | 2.5S | 3 | 205 | 3N |
| 1 | 5 | 3S | 1 | 38 | 2.5S | 2 | 71 | 2N - D | 2 | 107 | 2.5S | 3 | 143 | 2.5S | 3 | 206 | 3N |
| 1 | 6 | 3N | 1 | 39 | 3N | 2 | 72 | 2.5S | 2 | 108 | 2.5S | 3 | 144 | 2.5S | 3 | 207 | 3N |
| 1 | 7 | 2.5N | 1 | 40 | 3N | 2 | 73 | 2.5S | 2 | 109 | 2.5S | 3 | 145 | 2.5S | 3 | 208 | 3N |
| 1 | 8 | 2.5N | 1 | 41 | 3N | 2 | 74 | 3S | 2 | 110 | 2S | 3 | 146 | 2.5S | 3 | 209 | 3N |
| 1 | 9 | 2.5N | 1 | 42 | 3N | 2 | 75 | 3S | 2 | 111 | 2S | 3 | 147 | 2.5S | 3 | 210 | 3N |
| 1 | 10 | 2N | 1 | 43 | 3S | 2 | 76 | 3S | 2 | 112 | 2.5S | 3 | 148 | 2.5S | 3 | 211 | 3S |
| 1 | 11 | 2N | 1 | 44 | 3S | 2 | 77 | 2.5N | 2 | 113 | 2.5S | 3 | 149 | 2.5S | 3 | 212 | 3S |
| 1 | 12 | 2.5N | 1 | 45 | 3S | 2 | 78 | 3N | 2 | 114 | 2.5S | 3 | 150 | 3N | 3 | 213 | 3S |
| 1 | 13 | 3S | 1 | 46 | 3S | 2 | 79 | 3S | 2 | 115 | 2N | 3 | 151 | 3N | 3 | 214 | 3S |
| 1 | 14 | 3S | 1 | 47 | 3S | 2 | 80 | 3S | 2 | 116 | 2.5S | 3 | 152 | 3N | 3 | 215 | 3S |
| 1 | 15 | 3S | 1 | 48 | 3S | 2 | 81 | 3S | 2 | 117 | 2N | 3 | 153 | 3N | 3 | 216 | 3S |
| 1 | 16 | 3S | 1 | 49 | 3S | 2 | 82 | 3S | 2 | 118 | 2.5S | 3 | 154 | 2.5N | 3 | 217 | 3S |
| 1 | 17 | 3S | 1 | 50 | 3S | 2 | 83 | 3S | 2 | 119 | 3S | 3 | 155 | 2.5N | 3 | 218 | 3S |
| 1 | 18 | 3S | 1 | 51 | 3N | 2 | 84 | 3S | 2 | 120 | 3S | 3 | 156 | 3N | 3 | 219 | 3S |
| 1 | 19 | 3S | 1 | 52 | 3N | 2 | 85 | 3N | 2 | 121 | 3S | 3 | 157 | 2.5S | 3 | 220 | 3S |
| 1 | 20 | 2.5S | 1 | 53 | 2.5S | 2 | 86 | 3N | 2 | 122 | 2.5S | 3 | 158 | 3N | 3 | 221 | 2S |
| 1 | 21 | 2.5S | 1 | 54 | 2.5S | 2 | 87 | 3N | 2 | 123 | 3S | 3 | 159 | 2.5N | 3 | 222 | 2S |
| 1 | 22 | 2.5S | 1 | 55 | 2.5S | 2 | 88 | 3N | 2 | 124 | 2.5S | 3 | 160 | 2.5S | 3 | 223 | 2S |
| 1 | 23 | 3N | 1 | 56 | 2.5S | 2 | 89 | 3N | 2 | 125 | 2.5S | 3 | 161 | 2.5S | 3 | 224 | 2S - D |
| 1 | 24 | 3N | 1 | 57 | 2N - D | 2 | 90 | 3N | 2 | 126 | 3S | 3 | 162 | 2.5S | 3 | 225 | 2S - D |
| 1 | 25 | 3N | 1 | 58 | 2N - D | 2 | 91 | 3N | 2 | 127 | 2.5S | 3 | 163 | 2S | 3 | 226 | 2.5S |
| 1 | 26 | 3N | 1 | 59 | 2.5N | 2 | 92 | 3N | 2 | 128 | 2S | 3 | 164 | 2.5S | 3 | 227 | 2.5S |
| 1 | 27 | 3N | 1 | 60 | 2N | 2 | 93 | 3N | 2 | 129 | 2.5S | 3 | 165 | 2.5S | 3 | 228 | 2S |
| 1 | 28 | 2.5N | 1 | 61 | 2.5N | 2 | 94 | 2.5S | 2 | 130 | 2S | 3 | 166 | 2S | 3 | 229 | 2S |
| 1 | 29 | 2.5N | 1 | 62 | 2.5S | 2 | 95 | 2.5S | 2 | 131 | 2.5S | 3 | 167 | 2S | 3 | 230 | 2.5S |
| 1 | 30 | 2S - D | 1 | 63 | 2.5S | 2 | 96 | 3N | 2 | 132 | 3S | 3 | 168 | 3N | 3 | 231 | 2S |
| 1 | 31 | 2S - D | 1 | 64 | 2.5S | 2 | 97 | 3N | 2 | 133 | 2.5N | 3 | 169 | 2.5N | 3 | 232 | 3N |
| 1 | 32 | 2N | 1 | 65 | 2.5S | 2 | 98 | 3N | 2 | 134 | 2N | 3 | 170 | 2.5N | 3 | 233 | 2.5N |
| 1 | 33 | 2N | 1 | 66 | 2.5S | 2 | 99 | 2.5N | 2 | 135 | 2N | 3 | 171 | 3N | 3 | 234 | 3N |
| | | | | | | 2 | 100 | 3N | 2 | 136 | 2.5N | 3 | 172 | 3N | 3 | 235 | 3N |
| | | | | | | 2 | 101 | 2.5N | 2 | 137 | 2N | 3 | 173 | 3S | 3 | 236 | 2.5N |
| | | | | | | 2 | 102 | 3N | 3 | 138 | 2N - D | 3 | 174 | 3S | 3 | 237 | 3N |
| | | | | | | | | | | | | 3 | 175 | 2.5S | 3 | 238 | 2.5N |
| | | | | | | | | | | | | 3 | 176 | 2.5S | 3 | 239 | 2.5N |
| | | | | | | | | | | | | 3 | 177 | 3S | 3 | 240 | 2.5N |
| | | | | | | | | | | | | 3 | 178 | 3S | 3 | 241 | 2.5N |
| | | | | | | | | | | | | 3 | 179 | 3S | 3 | 242 | 2.5N |
| | | | | | | | | | | | | 3 | 180 | 2.5N | 3 | 243 | 2.5S |
| | | | | | | | | | | | | 3 | 181 | 2.5N | 3 | 244 | 2.5S |
| | | | | | | | | | | | | 3 | 182 | 2.5N | 3 | 245 | 3N |
| | | | | | | | | | | | | 3 | 183 | 2.5N | 3 | 246 | 2.5N |
| | | | | | | | | | | | | 3 | 184 | 3N | 3 | 247 | 3N |
| | | | | | | | | | | | | 3 | 185 | 2.5N | 3 | 248 | 3N |
| | | | | | | | | | | | | 3 | 186 | 3N | 3 | 249 | 3N |
| | | | | | | | | | | | | 3 | 187 | 3N | 3 | 250 | 3N |
| | | | | | | | | | | | | 3 | 188 | 2.5N | 3 | 251 | 3S |
| | | | | | | | | | | | | 3 | 189 | 3N | 3 | 252 | 2.5S |
| | | | | | | | | | | | | 3 | 190 | 2.5N | 3 | 253 | 3S |
| | | | | | | | | | | | | 3 | 191 | 3N | 3 | 254 | 3S |
| | | | | | | | | | | | | 3 | 192 | 2.5S | 3 | 255 | 2.5S |
| | | | | | | | | | | | | 3 | 193 | 2.5S | 3 | 256 | 2.5S |
| | | | | | | | | | | | | 3 | 194 | 2.5S | 3 | 257 | 3S |
| | | | | | | | | | | | | 3 | 195 | 3S | 3 | 258 | 2.5S |
| | | | | | | | | | | | | 3 | 196 | 3N | 3 | 259 | 3S |
| | | | | | | | | | | | | 3 | 197 | 3N | 3 | 260 | 3S |
| | | | | | | | | | | | | 3 | 198 | 3N | | | |
| | | | | | | | | | | | | 3 | 199 | 2.5N | | | |
| | | | | | | | | | | | | 3 | 200 | 2.5N | | | |
| | | | | | | | | | | | | 3 | 201 | 3N | | | |

VILLA SCHEDULE