

DELMORE - PRIVATE LOT DESIGN STRATEGY

STREET / JOAL FRONTAGE OPPORTUNITY

- Create street appeal variation in design and encourage a sense of community.
- Include a selection of compact to medium sized feature trees for the street/JOAL frontage, both evergreen and deciduous, to form the landscape structure and highlight seasonal variations
- Specify a variety of complementary low-planting species that enhance visual interest along the street frontage.
- For outdoor living areas facing the street/JOAL, use a visually permeable 1.8m fence and a tall hedge to provide privacy to the patios of each respective unit while maintaining a positive relationship between neighbours.
- For secondary outdoor living areas or windows facing the street/JOAL, propose low hedging to offer a sense of privacy while reducing visual dominance from the street.
- Use low fencing with various paling sizes along the frontage to enhance visual interest and delineate each block when viewed from the public realm.
- Avoid fencing in the front yard where there is no bedroom or living room window visible, instead using low planting to define the public/private boundary, with fencing set back behind the dwelling's front façade for the side yard.
- All street-frontage fencing should be stained or painted in a color that provides visual interest and complements the building facade.

REAR YARD INTERFACE

- Elevate the scale of the landscaping with well-placed specimen trees within rear yards, ensuring a minimum tree grade of PB95.
- Position larger shrubs and/or hedging along the rear boundaries to soften the visual impact of external fencing or retaining walls.
- Planting within rear yards should be lush, predominantly using a native palette, to create a positive visual aspect when viewed from ground-floor living areas.
- Use native mass planting on deep slopes in place of lawn, promoting easy maintenance while contributing to revegetation efforts.
- Propose open security fencing along lot boundaries that adjoin reserves to maintain unobstructed views and foster a strong connection with nature.





PLANTING SCHEDULE & PALETTES FOR PRIVATE LOT LANDSCAPING

Botanical Name	Common Name	Grade	Spacing
Options for Trees In Street Frontage (Alternate species of similar scale acceptable)			
<i>Pseudopanax 'Cyril Watson'</i>	cyril watson	45L	Marked
<i>Pseudopanax lessonii 'Purpurea'</i>	houpara	45L	Marked
<i>Michelia gracipes</i>	michelia	45L	Marked
<i>Meryta sinclairii</i>	puka	45L	Marked
<i>Acer Palmatum 'Bloodgood'</i>	japanese maple	45L	Marked
<i>Acer palmatum 'Senkaki'</i>	coral bark maple	45L	Marked
<i>Prunus 'Falling Snow'</i>	weeping cherry	45L	Marked
<i>Pyrus salicifolia 'Pendula'</i>	weeping pear	45L	Marked
Options for Trees In JOAL Frontage (Alternate species of similar scale acceptable)			
<i>Sophora chathamica</i>	kowhai	45L	Marked
<i>Plagianthus regius</i>	manatu	45L	Marked
<i>Magnolia grandiflora 'Little Gem'</i>	magnolia	45L	Marked
<i>Meryta sinclairii</i>	puka	45L	Marked
<i>Acer palmatum</i>	japanese maple	45L	Marked
<i>Cercis canaensis 'Forest Pansy'</i>	eastern redbud	45L	Marked
<i>Prunus serrulata 'Ukon'</i>	japanese cherry	45L	Marked
<i>Pyrus 'Aristocrat'</i>	flowering pear	45L	Marked
Options for Trees In Yard (Alternate species of similar scale acceptable)			
<i>Haheria papuhea</i>	houhere	45L	Marked
<i>Rhopalostylis sapida 'Pitt Island'</i>	pitt island nikau	45L	Marked
<i>Electron excelsus</i>	ttitoki	45L	Marked
<i>Knightia excelsa</i>	rewarewa	45L	Marked
<i>Metrosideros excelsa 'Mistral'</i>	pohutukawa mistral	45L	Marked
<i>Beilschmiedia tarairi</i>	taraire	45L	Marked

Botanical Name	Common Name	Grade	Spacing
Options for Hedges In Frontage (Alternate species of similar scale acceptable)			
<i>Camellia 'Quintessence'</i>	camellia quintessence	12L	600mm
<i>Corakia 'Frosted Chocolate'</i>	corakia	12L	600mm
<i>Corakia 'Geenty's Green'</i>	corakia	12L	600mm
<i>Michelia figo</i>	port wine magnolia	12L	600mm
Options for Hedges In Yard (Alternate species of similar scale acceptable)			
<i>Griselinia littoralis 'Broadway Mint'</i>	kapuka	12L	800mm
<i>Eugenia ventenatii</i>	illy pilly	12L	800mm
<i>Pittosporum 'Stephens Island'</i>	nz pittosporum	12L	800mm
<i>Ficus 'Tuffi'</i>	ficus tuffi	12L	800mm
Groundcover Mix (Monoculture of listed species acceptable)			
<i>Sellera radicans</i>	swamp weed	2L	700mm
<i>Labelia angulata</i>	panakenake	2L	700mm
<i>Muehlenbeckia axillaris</i>	pohuehue	2L	700mm
Front Yard Mix 1 Option 1 (Monoculture of listed species acceptable)			
<i>Carex flagellifera 'Green'</i>	carex sedge	2L	500mm
<i>Dianella nigra</i>	turuturu	2L	500mm
<i>Lomandra longifolia 'Evergreen Baby'</i>	lomandra evergreen baby	2L	500mm
Front Yard Mix 1 Option 2 (Monoculture of listed species acceptable)			
<i>Westringia 'Grey Box'</i>	westringia grey box	2L	500mm
<i>Dianella 'Little Rev'</i>	dianella little rev	2L	500mm
<i>Lomandra 'Lime Tuff'</i>	green lomandra	2L	500mm

Botanical Name	Common Name	Grade	Spacing
Front Yard Mix 2 Option 1 (Monoculture of listed species acceptable)			
<i>Diets grandiflora</i>	wild iris	2L	700mm
<i>Liberia peregrinans</i>	tukauki	2L	700mm
<i>Lomandra longifolia 'Tanika'</i>	lomandra tanika	2L	700mm
Front Yard Mix 2 Option 2 (Monoculture of listed species acceptable)			
<i>Arthropodium cirratum</i>	rengarenga	2L	700mm
<i>Liberia grandiflora</i>	tukauki	2L	700mm
<i>Westringia fruticosa 'Low Horizon'</i>	westringia low horizon	2L	700mm
Front Yard Mix 3 Option 1 (Monoculture of listed species acceptable)			
<i>Astella banksii</i>	wharawhara	2L	700mm
<i>Coprosma acerosa 'Hawera'</i>	coprosma hawera	2L	700mm
<i>Phormium cookianum 'Emerald Gem'</i>	dwarf mountain flax	2L	700mm
Front Yard Mix 3 Option 2 (Monoculture of listed species acceptable)			
<i>Hebe 'Wiri Mist'</i>	hebe	2L	700mm
<i>Loropetalum chinense burgundy</i>	fringe flower	2L	700mm
<i>Chionochloa flavicans</i>	miniature toe toe	2L	700mm
Shade Planting Mix 1 (Monoculture of listed species acceptable)			
<i>Arthropodium cirratum</i>	rengarenga	2L	700mm
<i>Clivia miniata</i>	bush lily	2L	700mm
<i>Asplenium bulbiferum</i>	pikopiko	2L	700mm
Shade Planting Mix 2 (Monoculture of listed species acceptable)			
<i>Blechnum discolor</i>	kiokio	2L	700mm
<i>Blechnum neohollandicum</i>	prickly rasp fern	2L	700mm
<i>Blechnum penna-marina</i>	alpine hard fern	2L	700mm

Notes: \*Except tree species, planting mixes to be planted in either single species or species groups of 3 min. for small garden (<9m2) and 5 min. for larger gardens (>9m2)

TREES IN STREET FRONTAGE OPTIONS



Pseudopanax 'Cyril Watson'



Pseudopanax lessonii 'Purpurea'



Michelia gracipes



Meryta sinclairii



Acer Palmatum 'Bloodgood'



Acer palmatum 'Senkaki'



Prunus 'Falling Snow'



Pyrus salicifolia 'Pendula'

TREES IN JOAL FRONTAGE



Sophora chathamica



Plagianthus regius



Magnolia grandiflora 'Little Gem'



Meryta sinclairii



Acer palmatum



Cercis canaensis 'Forest Pansy'



Prunus serrulata 'Ukon'



Pyrus 'Aristocrat'



TREES IN YARD



*Hoheria populnea*



*Rhopalostylis sapida 'Pitt Island'*



*Alectryon excelsus*



*Knightia excelsa*



*Metrosideros excelsa 'Mistral'*



*Beilschmiedia tarairi*

HEDGES IN FRONT



*Camellia 'Quintessence'*



*Corokia 'Frosted Chocolate'*



*Corokia 'Geenty's Green'*



*Michelia figo*

HEDGES IN YARD



*Griselinia littoralis 'Broadway Mint'*



*Eugenia ventenatii*



*Pittosporum 'Stephens Island'*



*Ficus 'Tuffi'*

GROUND COVER MIX



*Selliera Radicans*



*Lobelia angulata*



*Muehlenbeckia axillaris*

FRONT YARD MIX 1 OPTION 1



*Carex flagellifera 'Green'*



*Dianella nigra*



*Lomandra longifolia 'Evergreen Baby'*

FRONT YARD MIX 1 OPTION 2



*Westringia 'Grey Box'*



*Dianella 'Little Rev'*



*Lomandra 'Lime Tuff'*



FRONT YARD MIX 2 OPTION 1



*Dietes grandiflora*



*Libertia peregrinans*



*Lomandra longifolia 'Tanika'*

FRONT YARD MIX 3 OPTION 1



*Astelia banksii*



*Coprosma acerosa 'Hawera'*



*Phormium cookianum 'Emerald Gem'*

SHADE PLANTING MIX 1



*Arthropodium cirratum*



*Clivia miniata*



*Asplenium bulbiferum*

FRONT YARD MIX 2 OPTION 2



*Arthropodium cirratum*



*Libertia grandiflora*



*Westringia fruticosa 'Low Horizon'*

FRONT YARD MIX 3 OPTION 2



*Hebe 'Wiri Mist'*



*Loropetalum chinense burgundy*



*Chionochloa flavicans*

SHADE PLANTING MIX 2



*Blechnum discolor*
















*Blechnum neohollandicum*



*Blechnum penna-marina*



HARDSCAPE SCHEDULE & PALETTE FOR PRIVATE LOT LANDSCAPING

Name	Specification
Hardscape Surfaces (Alternate surfaces of equivalent permeability and contrast acceptable)	
 Asphalt - Vehicular	Hot mix asphalt cement
 Exposed aggregate concrete - Vehicular	Standard concrete, exposed finish, no oxide
 Standard concrete - Pedestrain	Standard concrete, broom finish, no oxide
 Standard concrete - Pedestrain	Standard concrete, broom finish, 4kg black oxide per m³
 Standard concrete - Patio	Standard concrete, broom finish, 4kg black oxide per m², saw cuts @1 crs
 Pine decking	90x21mm watershed profile, SS screw fixed
 Concrete pavers	900x400mm, standard concrete in gravel, trowel finish, no oxide
 Concrete pavers	600x600mm, standard concrete in gravel, trowel finish, no oxide
 Lawn	PGG Wrightson DuraVeg® Berm Mix Sowing Rate: 30-50g/m2
 Bark mulch	Reharvest natural mulch, 100mm depth
 Letterbox location	Selected wall/fence mounted letterbox, black
 Letterbox location	Selected post mounted letterbox, black
 Bin storage	Bin storage area

HARDSCAPE PALETTE



Asphalt



Exposed aggregate concrete



standard concrete



Standard concrete with black oxide



Standard concrete with saw cuts  
for patio



Timber decking



Concrete pavers in gravel for front  
entrance



Concrete pavers in gravel for yard  
connection



Lawn



Bark



Fence/wall mounted letterbox



Post mounted letterbox





FENCING SCHEDULE & PALETTE FOR PRIVATE LOT LANDSCAPING

Name	Specification
<div>■</div> <b>1.8m high boundary security fence options</b>	
Closed board timber fence	1.8m high, 150x25mm H3.2 vertical palings, no spacing, stain finish optional
Varied timber paling fence	1.8m high, 100/60/40mm H3.2 vertical palings, no spacing, stain finish optional
Overlapping timber paling fence	1.8m high, 150mm H3.2 vertical palings, 5mm spacing, 50mm battens centered over all gaps
Modular aluminium privacy fence	1.8m high, vertical or horizontal slatted infill, powdercoat finish
Modular T&G privacy fence	1.8m high, vertical or horizontal H3.2 tongue and groove infill, stain finish optional
<div>■</div> <b>1.5m high boundary security fence options</b>	
Closed board timber fence	1.5m high, 150x25mm H3.2 vertical palings, no spacing, stain finish optional
Varied timber paling fence	1.5m high, 100/60/40mm H3.2 vertical palings, no spacing, stain finish optional
Overlapping timber paling fence	1.5m high, 150mm H3.2 vertical palings, 5mm spacing, 50mm battens centered over all gaps
Modular aluminium privacy fence	1.5m high, vertical or horizontal slatted infill, powdercoat finish
Modular T&G privacy fence	1.5m high, vertical or horizontal H3.2 tongue and groove infill, stain finish optional
<div>■</div> <b>1.8m high visually permeable frontage fence options (50% visually permeable)</b>	
Timber batten fence	1.8m high, 50X50mm H3.2 D4S vertical battens, 50mm spacing, dark stain/paint finish
Square top timber picket fence	1.8m high, 70X20mm H3.2 D4S vertical palings, 70mm spacing, stain/paint finish
Square top aluminium picket fence	1.8m high, 70X20mm aluminium RHS vertical palings, 70mm spacing, dark powdercoat finish
Aluminium blade fence	1.8m high, 25x70mm aluminim blades, 90mm spacing, dark powdercoat finish
Aluminium/steel angle bar fence	1.8m high, 40x40mm aluminim/steel angle, 40mm spacing, dark powdercoat finish
Horizontal slatted aluminium fence	1.8m high, 65x16mm horizontal aluminium slats, 65mm spacing, black powdercoat finish
Horizontal timber batten fence	1.8m high, 50X50mm H3.2 horizontal battens, 50mm spacing, dark stain/paint finish
Square top aluminium picket fence	1.8m high, 70X20mm aluminum RHS vertical palings, 70mm spacing, white powdercoat finish
<div>■</div> <b>1.5m high frontage fence options</b>	
Timber batten fence	1.5m high, 50X50mm H3.2 D4S vertical battens, 25mm spacing, stain/paint finish
Square top timber picket fence	1.5m high, 70X20mm H3.2 D4S vertical palings, 15mm spacing, stain/paint finish
Square top aluminium picket fence	1.5m high, 70X20mm aluminum RHS vertical palings, 70mm spacing, powdercoat finish
Horizontal timber batten fence	1.5m high, 50X50mm H3.2 horizontal battens, 25mm spacing, stain/paint finish
Horizontal slatted timber fence	1.5m high, 100mm wide H3.2 horizontal slats, 15mm spacing, stain/paint finish
Horizontal slatted aluminium fence	1.5m high, 65x16mm horizontal aluminium slats, 10mm spacing, powdercoat finish
Varied vertical slatted timber fence	1.5m high, 100/50mm wide H3.2 vertical slats, 15mm spacing, stain/paint finish
Varied horizontal slatted timber fence	1.5m high, 100/50mm wide H3.2 horizontal slats, 15mm spacing, stain/paint finish

Name	Specification
<div>■</div> <b>1.8m high open security fence options</b>	
Open steel fence	1.8m high, 20mm galvanised pipe balustrades, 100mm spacing, 50X50mm galvanised SHS, black powder coat finish
Open aluminium fence	1.8m high, 25x25mm vertical pickets with 95mm spacing, 40x40mm horizontal rails, 65x65mm posts, black powder coat finish
<div>■</div> <b>1.2m high front fence options</b>	
Timber batten fence	1.2m high, 50X50mm H3.2 D4S vertical battens, 25mm spacing, stain/paint finish
Hardwood batten fence	1.2m high, 50X50mm hardwood/cedar vertical battens, 25mm spacing, stain optional
Square top picket fence	1.2m high, 70X20mm H3.2 D4S vertical palings, 15mm spacing, stain/paint finish
Hardwood post aluminium infill fence	1.2m high, hardwood posts, powdercoated open aluminium infill
Square top picket aluminium fence	1.2m high, 70X20mm H3.2 D4S vertical palings, 15mm spacing, powder coat finish
Varied horizontal slatted timber fence	1.2m high, 50mm & 100mm wide H3.2 horizontal slats, 15mm spacing, stain/paint finish
Horizontal slatted timber fence	1.2m high, 50mm wide H3.2 horizontal slats, 15mm spacing, stain/paint finish
Horizontal slatted timber fence	1.2m high, 100mm wide H3.2 horizontal slats, 15mm spacing, stain/paint finish
Open aluminium fence	1.2m high, 25x25mm vertical pickets with 95mm spacing, 65x65mm posts, powdercoat finish
Open aluminium blade fence	1.2m high, 50X25mm battens and posts, with 95mm spacing, powdercoat finish
<div>■</div> <b>1.1m high safety from falling barrier options</b>	
Open aluminium balustrade	1.1m high, 25x25mm vertical pickets with 95mm spacing, 65x65mm posts, powdercoat finish
Open aluminium blade balustrade	1.1m high, 50X25mm battens and posts, with 95mm spacing, powdercoat finish
Timber batten balustrade	1.1m high, 50X50mm H3.2 D4S vertical battens, 90mm spacing, stain optional

1.8M HIGH VISUALLY PERMEABLE FENCE OPTIONS (50% VISUALLY PERMEABLE)



1.8m high timber batten fence, stain / paint finish



1.8m high square top picket fence, stain / paint finish



1.8m high aluminium square top picket fence, dark powdercoat finish



1.8m high square aluminium blade fence, dark powdercoat finish



1.8m high angle bar fence, dark powdercoat finish



1.8m high horizontal slatted aluminium fence, black powdercoat finish



1.8m high horizontal timber batten fence, stain / paint finish



1.8m high aluminium square top picket fence, white powdercoat finish

1.5M HIGH FRONTAGE FENCE OPTIONS



1.5m high timber batten fence, stain / paint finish



1.5m high square top picket fence, stain / paint finish



1.5m high aluminium square top picket fence, dark powdercoat finish



1.5m high horizontal timber batten fence, stain / paint finish



1.5m high horizontal slatted timber fence, stain / paint finish



1.5m high horizontal slatted aluminium fence, powdercoat finish



1.5m high varied verticalslatted timber fence, stain / paint finish



1.5m high varied horizontal slatted timber fence, stain / paint finish

Client  
Vineway Limited

Project  
Delmore, Upper Orewa, Auckland

Drawing  
2180/16 Lot Fencing Schedule & Fencing Palette 1

Issue Date  
03/07/2025  
Issue  
FTA Rev B RC

Drawn  
TX  
Checked  
MB





1.8M HIGH BOUNDARY SECURITY FENCE OPTIONS



1.8m high closed board timber fence, stain optional



1.8m high varied timber paling fence, stain optional



1.8m high overlapping timber paling fence, stain optional



1.8m high modular aluminium fence, powdercoat finish



1.8m high modular T&G fence, powdercoat finish

1.8M HIGH OPEN SECURITY FENCE OPTIONS



1.8m high open steel fence



1.8m high open aluminium fence

1.5M HIGH BOUNDARY SECURITY FENCE OPTIONS



1.5m high closed board timber fence, stain optional



1.5m high varied timber paling fence, stain optional



1.5m high overlapping timber paling fence, stain optional



1.5m high modular aluminium fence, powdercoat finish



1.5m high modular T&G fence, powdercoat finish



1.1m high open aluminium fence, black powder coat finish



1.1m high open aluminium blade fence, black powder coat finish



1.1m high timber batten balustrade, within private lots only, staining optional

1.2M HIGH FRONT FENCE OPTIONS



1.2m high timber batten fence, stain / paint finish



1.2m high hardwood/cedar batten fence, stain optional



1.2m high square top picket fence, stain / paint finish



1.2m high hardwood posts, black powdercoat aluminium infill



1.2m high square top picket aluminium fence, powdercoat finish



1.2m high narrow horizontal slatted timber fence, stain / paint finish, optional if hardwood/cedar



1.5m high varied horizontal slatted timber fence, stain / paint finish



1.2m high wide horizontal slatted timber fence, stain / paint finish, optional if hardwood/cedar

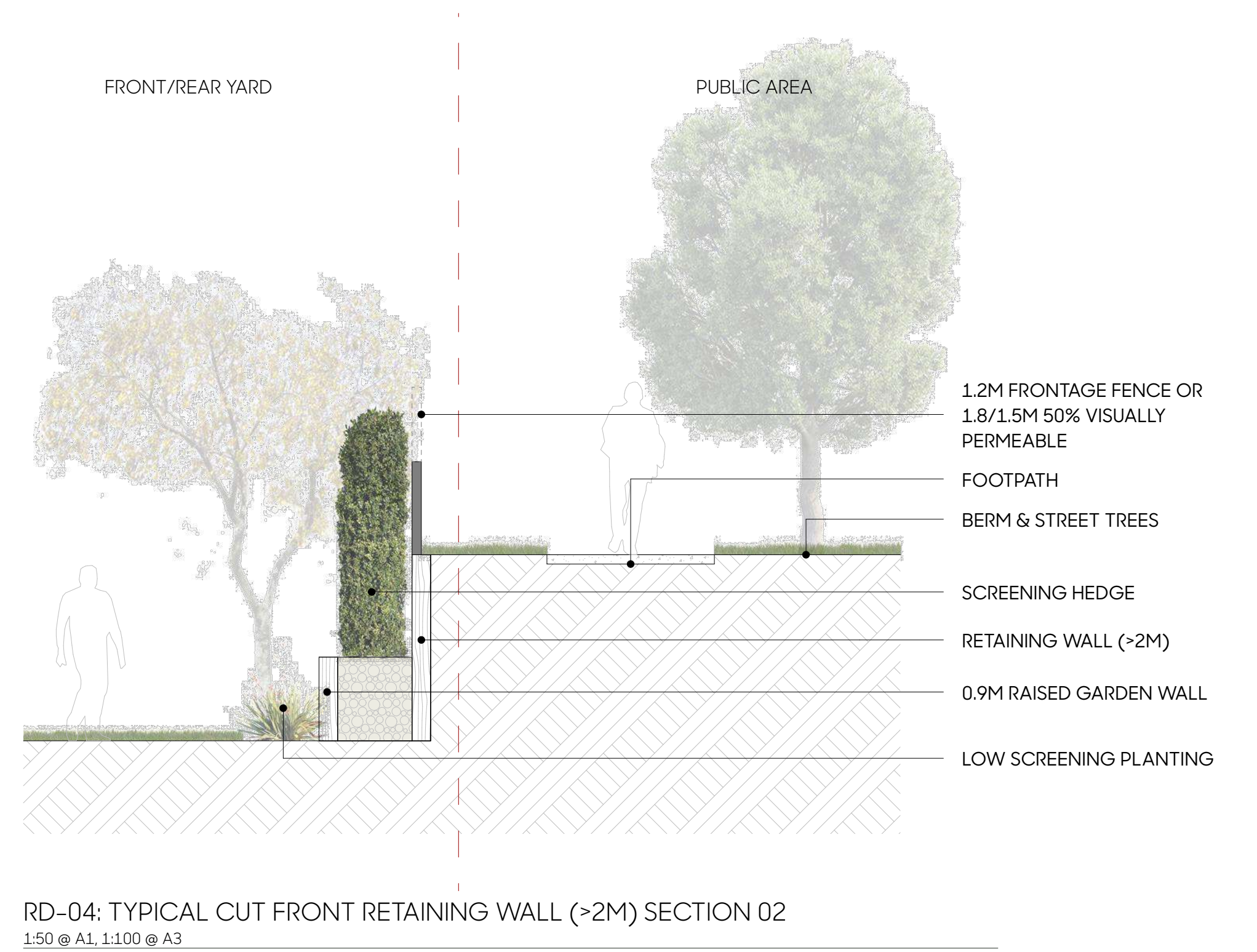
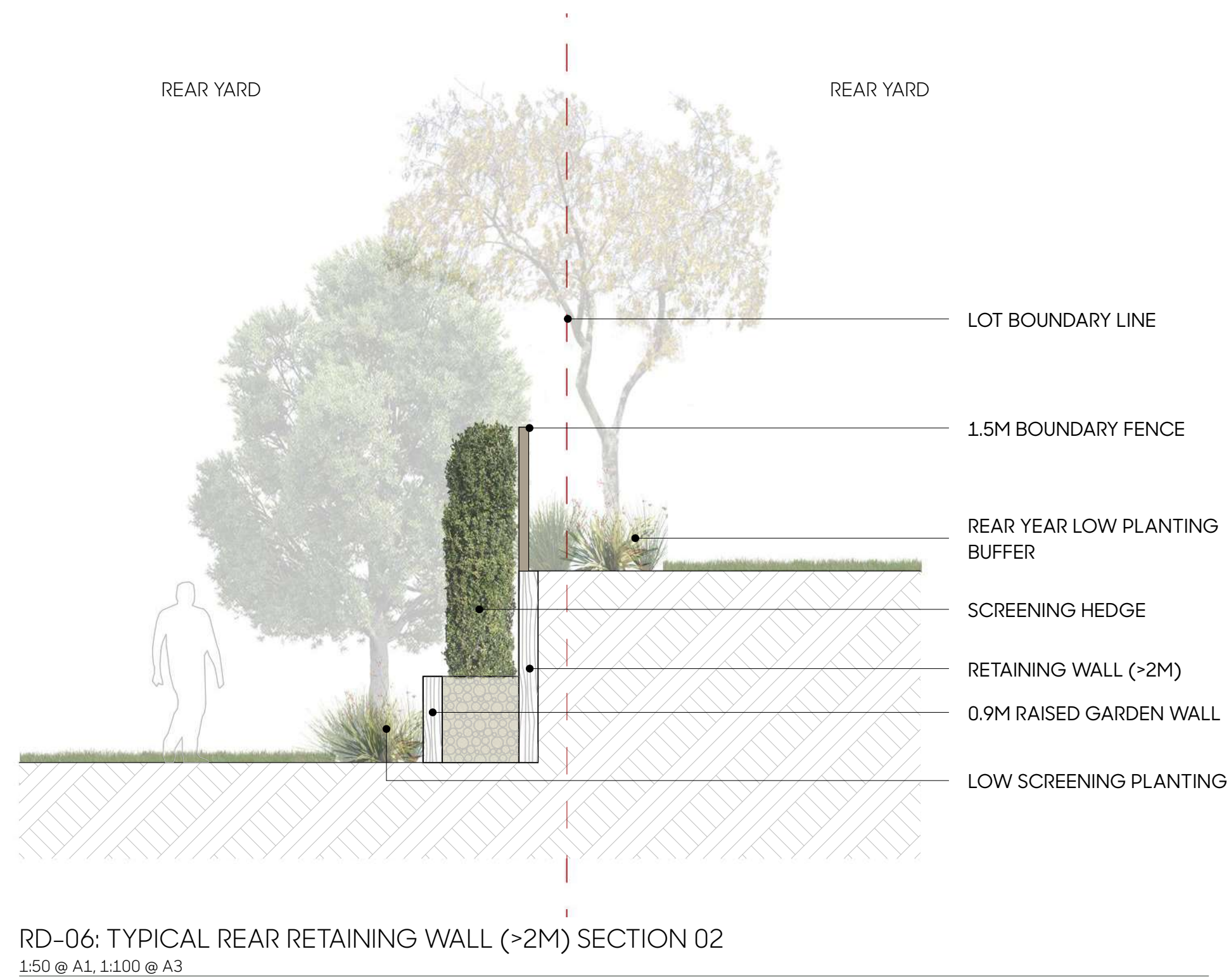
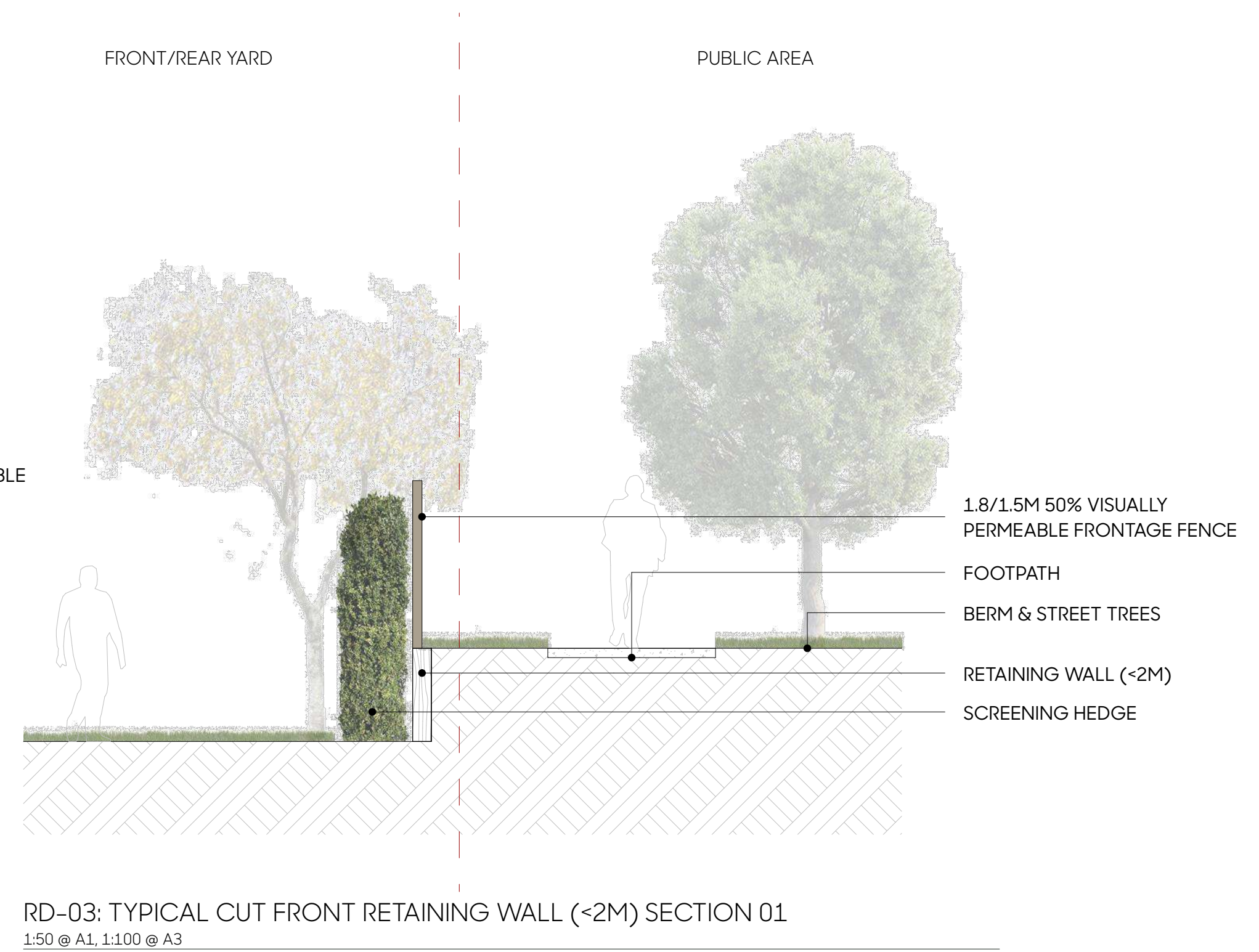
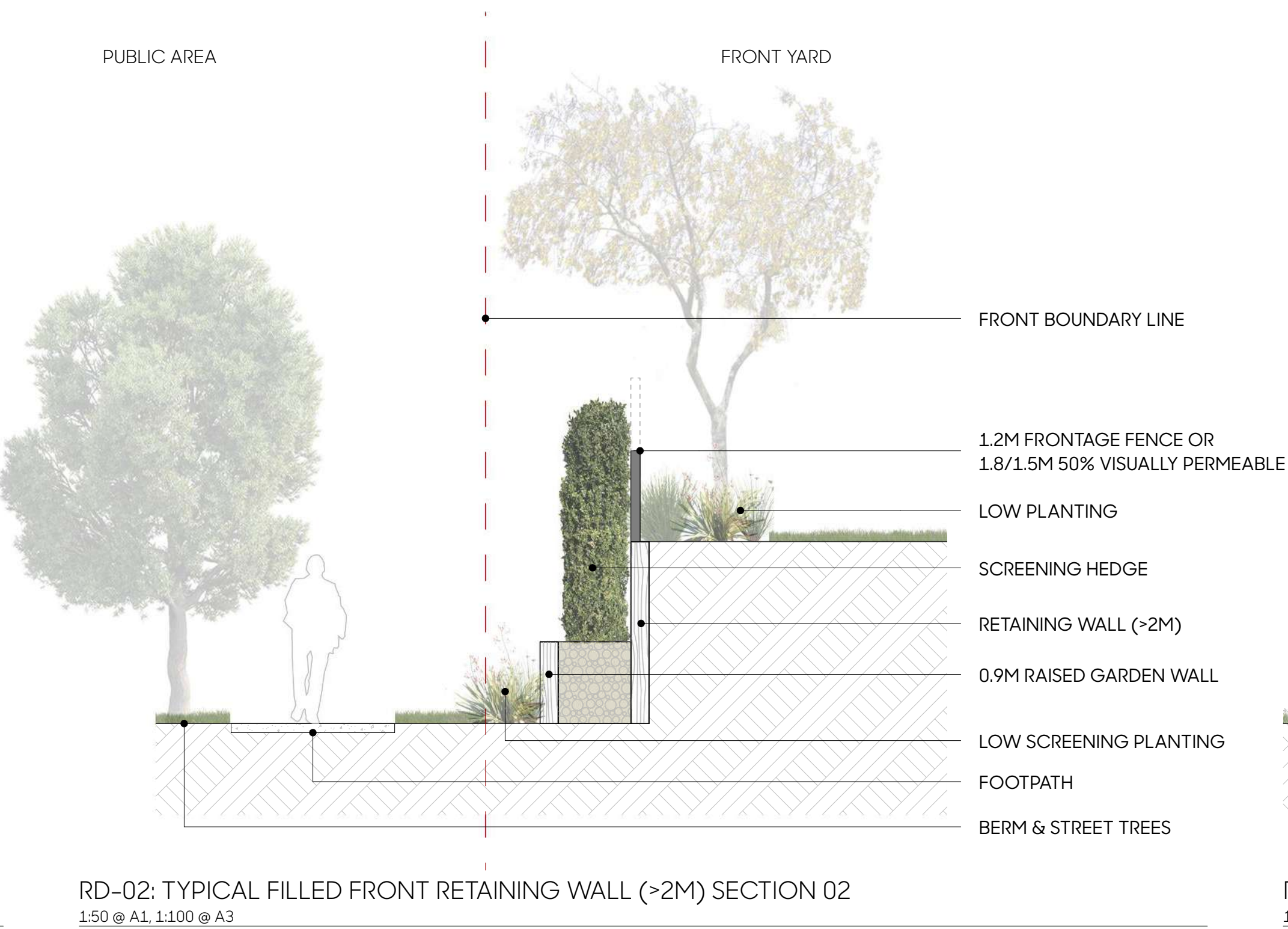
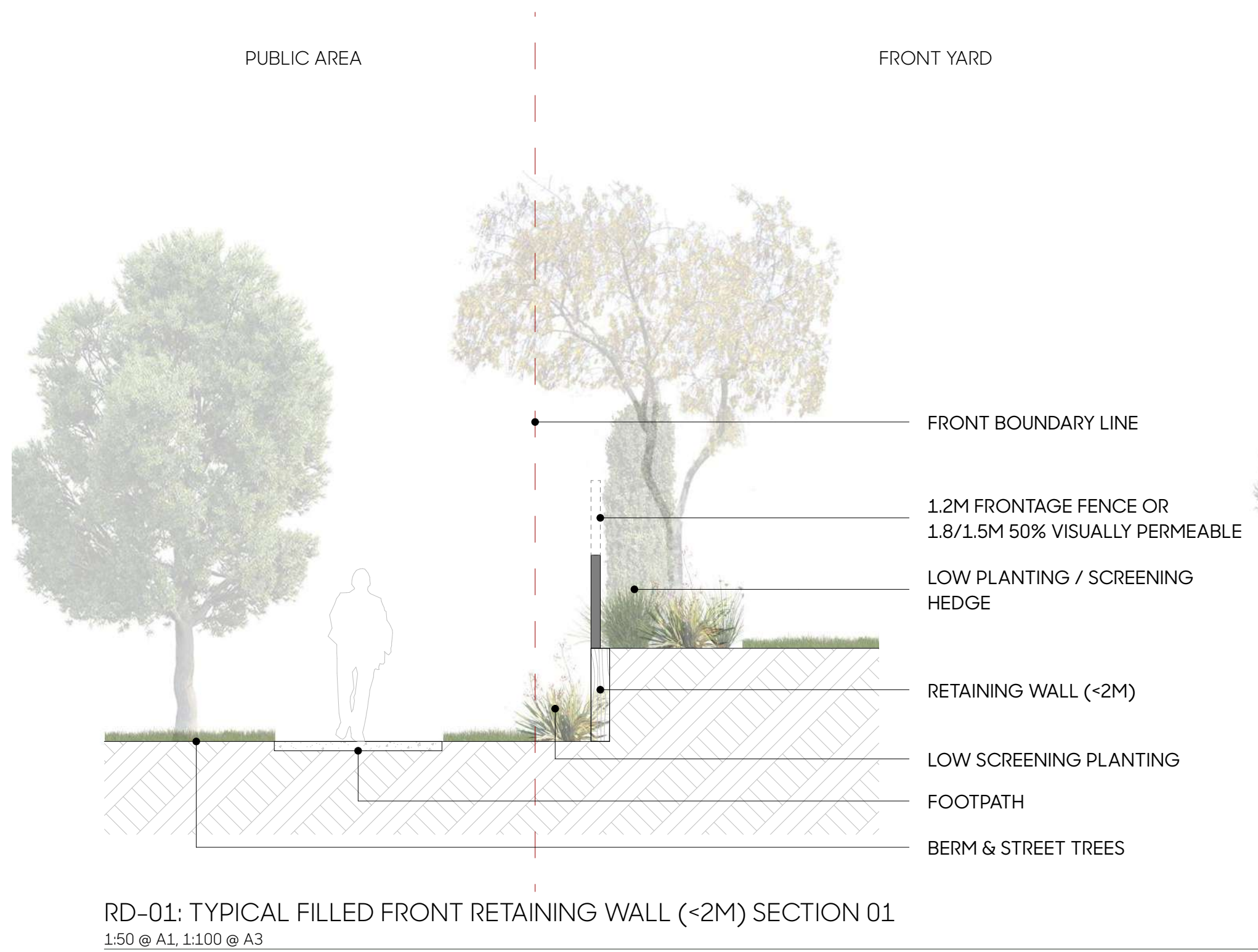


1.2m high open aluminium fence, black powder coat finish



1.2m high open aluminium blade fence, black powder coat finish









NOTES:  
1. In the event of any discrepancies between retaining wall heights shown on other specialist drawings and those on the architectural drawings, the architectural drawings shall take precedence.  
2. Fence height near driveway visibility splays to be 0.9m.

RETAINING WALLS:

⊖ ⊕ Wall High / Low Side Indicators

🌳 Trees in street frontage

🌳 Trees in JOAL frontage

🌳 Trees in yard

🌿 Hedges in frontage

🌿 Hedges in yard

🌿 Groundcover mix

🌿 Front yard mix 1

🌿 Front yard mix 2

🌿 Front yard mix 3

🌿 Shade planting mix 1

🌿 Shade planting mix 2

🌿 Revegetation planting mix in lots

\*Refer to revegetation plans for details

🛣 Asphalt

🛤 Exposed aggregate concrete

🛤 Standard concrete

🛤 Standard concrete with black oxide

🛤 Standard concrete with saw cuts for patio

🛤 Timber decking

🛤 Concrete pavers in gravel for front entrance

🛤 Concrete pavers in gravel for yard connection

🌿 Lawn

🌿 Bark

📧 Letterbox

📦 On lot bin storage area

💡 Indicative bollard lighting

— 1.8m high boundary privacy fence, stain optional

— 1.5m high boundary privacy fence, stain optional

— 1.8m high 50% visually permeable fence, stain/

paint/powdercoat finish **OR** 1.5m frontage fence

stain/paint/powdercoat finish

— 1.8m high open security fence, stain/paint/

powdercoat finish

— 1.2m high frontage fence, stain/paint/

powdercoat finish

— 1.1m high safety from falling barrier, stain

optional/powdercoat finish

\*\*Refer to sheets 2180/13-17 for detailed specification options

🗑 Indicative bin location for council waste collection \*

🗑 Indicative bin location for private waste collection\*

— Proposed retaining wall (<1m)

— Proposed retaining wall (1-1.5m)

— Proposed retaining wall (1.5-2m)

— Proposed retaining wall (2-2.5m)

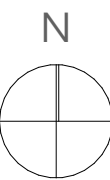
— Proposed retaining wall (2.5-3m)

— Proposed retaining wall (>3m)

\*Lots with public street frontages will utilise council waste collection service via berms within the width of each site

— Split level wall to support outdoor living space above

— Stepped retaining wall where height exceeds 2m







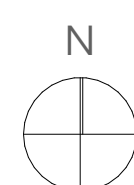
RETAINING WALLS:

- ⊖ ⊕ Wall High / Low Side Indicators
- 🌳 Trees in street frontage
- 🌳 Trees in JOAL frontage
- 🌳 Trees in yard
- 🌿 Hedges in frontage
- 🌿 Hedges in yard
- 🌱 Groundcover mix
- 🌱 Front yard mix 1
- 🌱 Front yard mix 2
- 🌱 Front yard mix 3
- 🌱 Shade planting mix 1
- 🌱 Shade planting mix 2
- 🌱 Revegetation planting mix in lots
- \*Refer to revegetation plans for details
- 🛣️ Asphalt
- 🏠 Exposed aggregate concrete
- 🏠 Standard concrete
- 🏠 Standard concrete with black oxide
- 🏠 Standard concrete with saw cuts for patio
- 🏠 Timber decking
- 🏠 Concrete pavers in gravel for front entrance
- 🏠 Concrete pavers in gravel for yard connection
- 🌱 Lawn
- 🌱 Bark
- 📧 Letterbox
- 📦 On lot bin storage area
- 💡 Indicative bollard lighting
- 1.8m high boundary privacy fence, stain optional
- 1.5m high boundary privacy fence, stain optional
- 1.8m high 50% visually permeable fence, stain/paint/powdercoat finish **OR** 1.5m frontage fence stain/paint/powdercoat finish
- 1.8m high open security fence, stain/paint/powdercoat finish
- 1.2m high frontage fence, stain/paint/powdercoat finish
- 1.1m high safety from falling barrier, stain optional/powdercoat finish
- \*\*Refer to sheets 2180/13-17 for detailed specification options

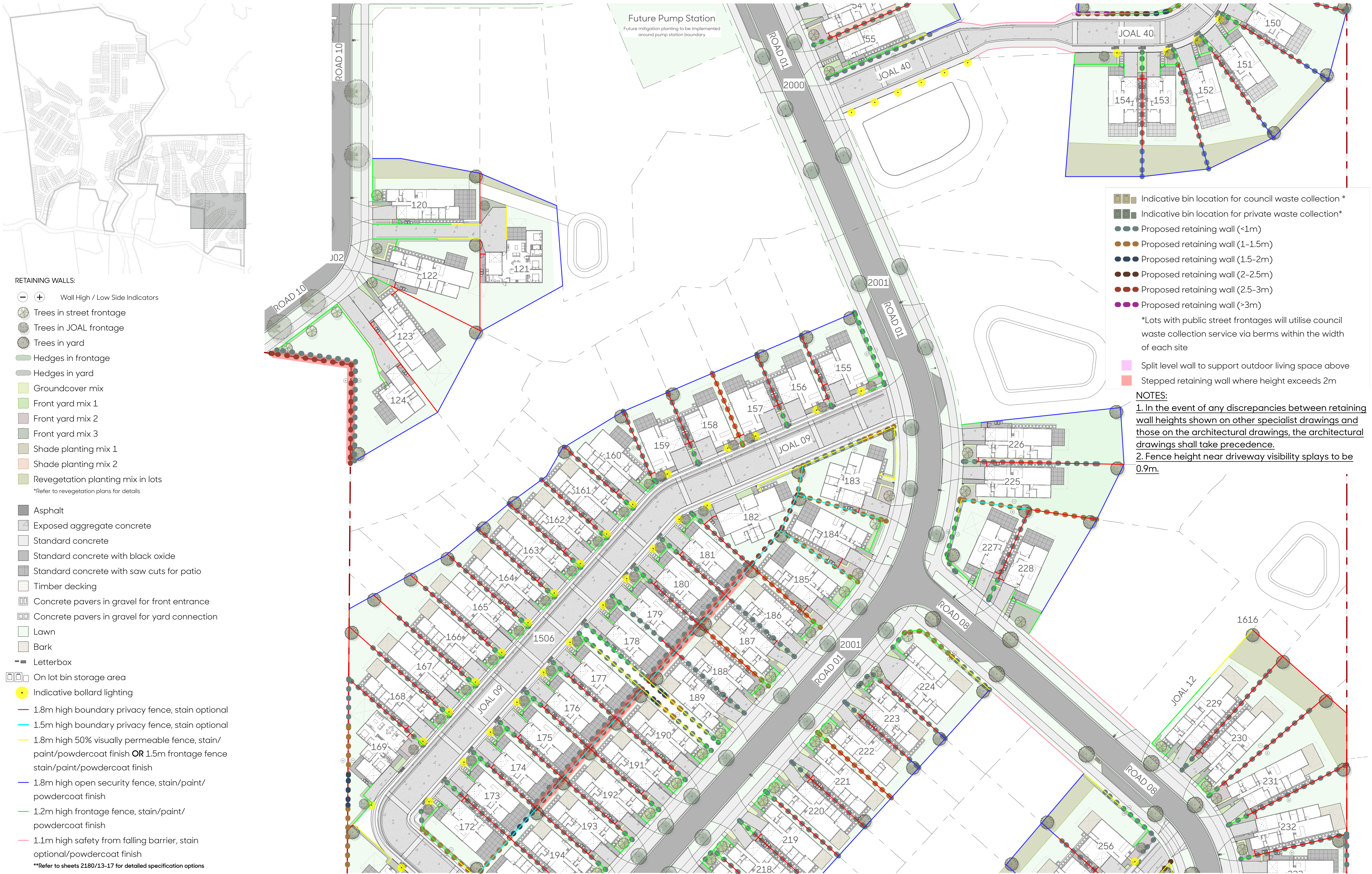
NOTES:

- In the event of any discrepancies between retaining wall heights shown on other specialist drawings and those on the architectural drawings, the architectural drawings shall take precedence.
- Fence height near driveway visibility splays to be 0.9m.

- 🗑️ Indicative bin location for council waste collection \*
- 🗑️ Indicative bin location for private waste collection \*
- Proposed retaining wall (<1m)
- Proposed retaining wall (1-1.5m)
- Proposed retaining wall (1.5-2m)
- Proposed retaining wall (2-2.5m)
- Proposed retaining wall (2.5-3m)
- Proposed retaining wall (>3m)
- \*Lots with public street frontages will utilise council waste collection service via berms within the width of each site
- 🌈 Split level wall to support outdoor living space above
- 📏 Stepped retaining wall where height exceeds 2m







- RETAINING WALLS:
- ⊖ ⊕ Wall High / Low Side Indicators
  - 🌳 Trees in street frontage
  - 🌳 Trees in JOAL frontage
  - 🌳 Trees in yard
  - 🌿 Hedges in frontage
  - 🌿 Hedges in yard
  - 🌿 Groundcover mix
  - 🌿 Front yard mix 1
  - 🌿 Front yard mix 2
  - 🌿 Front yard mix 3
  - 🌿 Shade planting mix 1
  - 🌿 Shade planting mix 2
  - 🌿 Revegetation planting mix in lots
  - \*Refer to revegetation plans for details
- 🛣 Asphalt
  - 🧱 Exposed aggregate concrete
  - 🧱 Standard concrete
  - 🧱 Standard concrete with black oxide
  - 🧱 Standard concrete with saw cuts for patio
  - 🪵 Timber decking
  - 🧱 Concrete pavers in gravel for front entrance
  - 🧱 Concrete pavers in gravel for yard connection
  - 🌱 Lawn
  - 🌱 Bark
  - 📧 Letterbox
  - 📦 On lot bin storage area
  - 🟡 Indicative bollard lighting
  - 1.8m high boundary privacy fence, stain optional
  - 1.5m high boundary privacy fence, stain optional
  - 1.8m high 50% visually permeable fence, stain/ paint/powdercoat finish **OR** 1.5m frontage fence stain/paint/powdercoat finish
  - 1.8m high open security fence, stain/paint/ powdercoat finish
  - 1.2m high frontage fence, stain/paint/ powdercoat finish
  - 1.1m high safety from falling barrier, stain optional/powdercoat finish
  - \*\*Refer to sheets 2180/13-17 for detailed specification options

- 🗑 Indicative bin location for council waste collection \*
- 🗑 Indicative bin location for private waste collection\*
- 🟢 Proposed retaining wall (<1m)
- 🟠 Proposed retaining wall (1-1.5m)
- 🟡 Proposed retaining wall (1.5-2m)
- 🟤 Proposed retaining wall (2-2.5m)
- 🔴 Proposed retaining wall (2.5-3m)
- 🟣 Proposed retaining wall (>3m)
- \*Lots with public street frontages will utilise council waste collection service via berms within the width of each site
- 🟡 Split level wall to support outdoor living space above
- 🔴 Stepped retaining wall where height exceeds 2m

NOTES:

1. In the event of any discrepancies between retaining wall heights shown on other specialist drawings and those on the architectural drawings, the architectural drawings shall take precedence.

2. Fence height near driveway visibility splays to be 0.9m.





RETAINING WALLS:

- ⊖ ⊕ Wall High / Low Side Indicators
  - 🌳 Trees in street frontage
  - 🌳 Trees in JOAL frontage
  - 🌳 Trees in yard
  - 🌿 Hedges in frontage
  - 🌿 Hedges in yard
  - 🌿 Groundcover mix
  - 🌿 Front yard mix 1
  - 🌿 Front yard mix 2
  - 🌿 Front yard mix 3
  - 🌿 Shade planting mix 1
  - 🌿 Shade planting mix 2
  - 🌿 Revegetation planting mix in lots
  - ⚡ Letterbox
  - 📦 On lot bin storage area
  - Indicative bollard lighting
  - 1.8m high boundary privacy fence, stain optional
  - 1.5m high boundary privacy fence, stain optional
  - 1.8m high 50% visually permeable fence, stain/ paint/powdercoat finish **OR** 1.5m frontage fence stain/paint/powdercoat finish
  - 1.8m high open security fence, stain/paint/ powdercoat finish
  - 1.2m high frontage fence, stain/paint/ powdercoat finish
  - 1.1m high safety from falling barrier, stain optional/powdercoat finish
- \*\*Refer to sheets 2180/13-17 for detailed specification options**

NOTES:

- In the event of any discrepancies between retaining wall heights shown on other specialist drawings and those on the architectural drawings, the architectural drawings shall take precedence.
- Fence height near driveway visibility splays to be 0.9m.

Client  
Vineway Limited

Project  
Delmore, Upper Orewa, Auckland

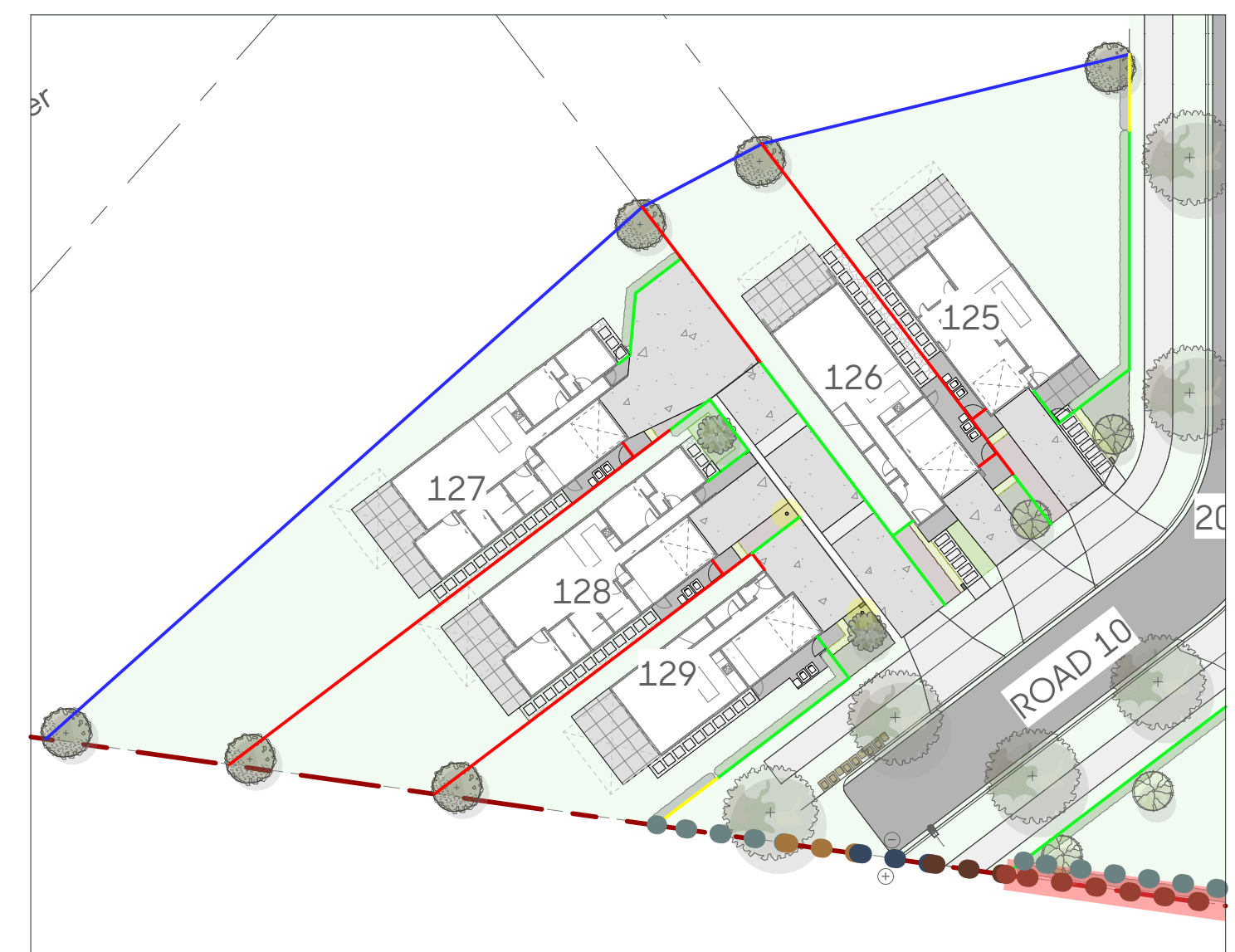
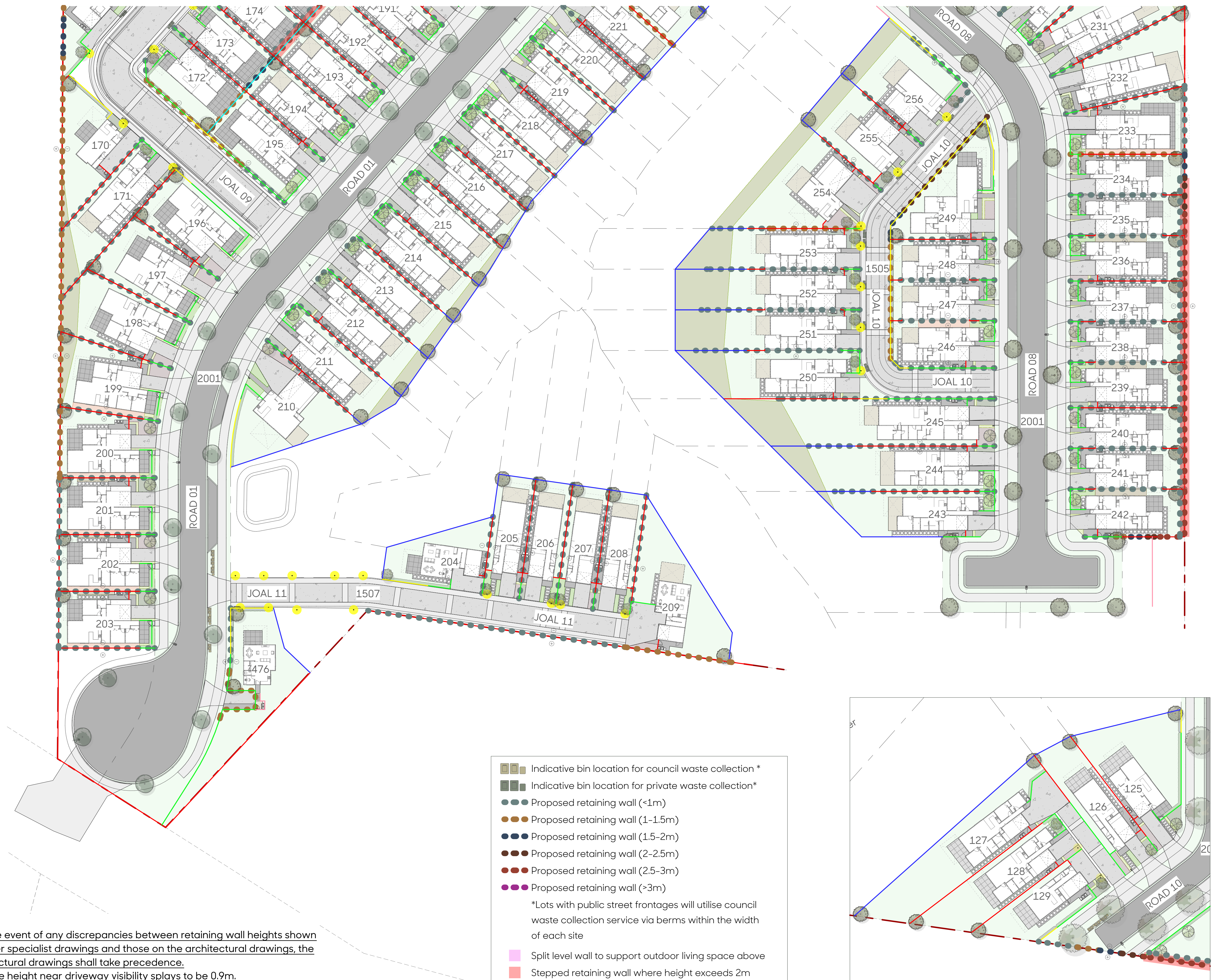
Drawing  
2180/22 Stage 1 Lot Design Landscape Plan Part 4



Scale  
1:400@A1  
1:800@A3

Issue Date  
03/07/2025  
Issue  
FTA Rev B RC

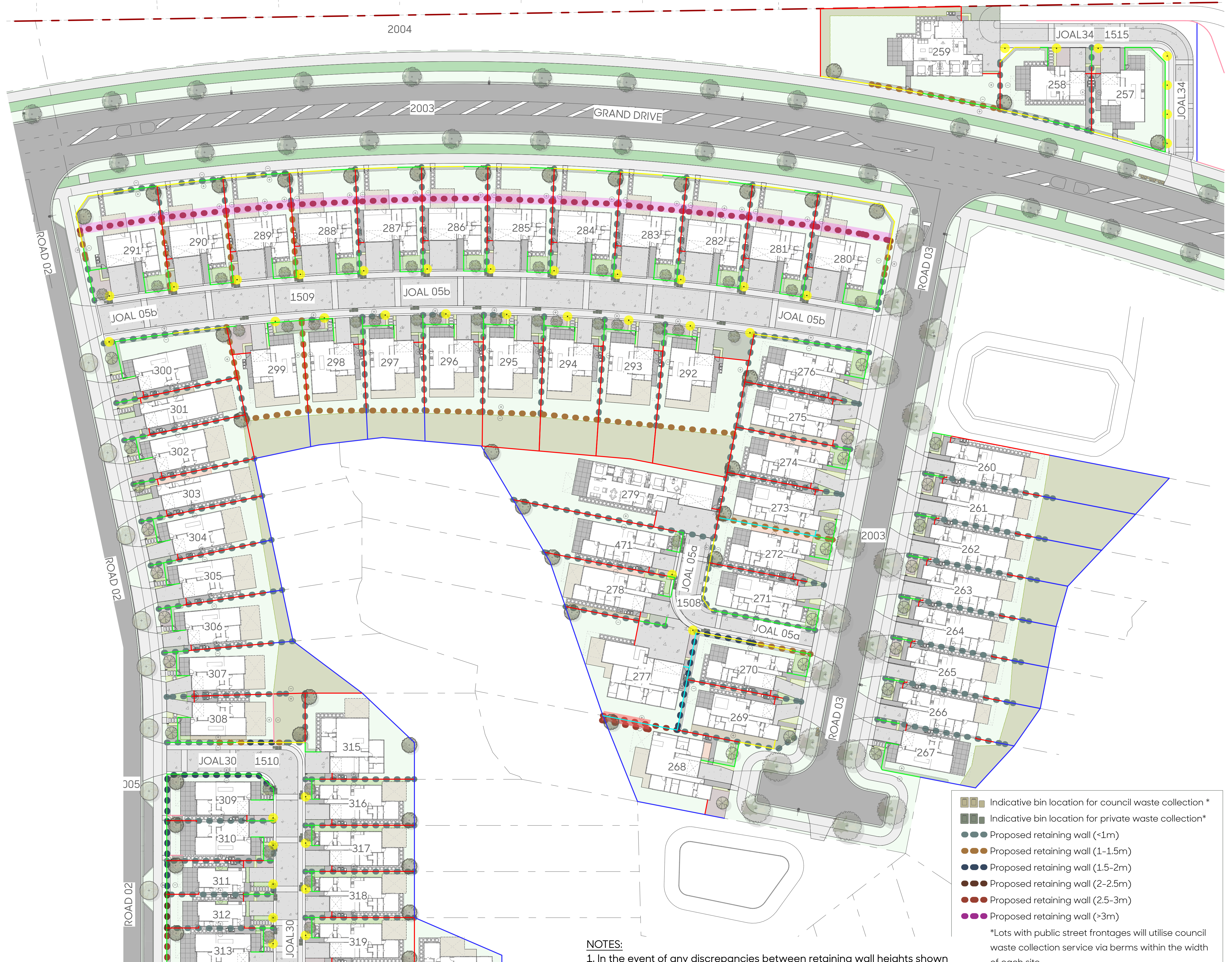
Drawn  
TX  
Checked  
MB







- RETAINING WALLS:
- ⊖ ⊕ Wall High / Low Side Indicators
  - 🌳 Trees in street frontage
  - 🌳 Trees in JOAL frontage
  - 🌳 Trees in yard
  - 🌿 Hedges in frontage
  - 🌿 Hedges in yard
  - 🌿 Groundcover mix
  - 🌿 Front yard mix 1
  - 🌿 Front yard mix 2
  - 🌿 Front yard mix 3
  - 🌿 Shade planting mix 1
  - 🌿 Shade planting mix 2
  - 🌿 Revegetation planting mix in lots
  - \*Refer to revegetation plans for details
  - 🛣 Asphalt
  - 🧱 Exposed aggregate concrete
  - 🧱 Standard concrete
  - 🧱 Standard concrete with black oxide
  - 🧱 Standard concrete with saw cuts for patio
  - 🪵 Timber decking
  - 🧱 Concrete pavers in gravel for front entrance
  - 🧱 Concrete pavers in gravel for yard connection
  - 🌱 Lawn
  - 🌳 Bark
  - 📧 Letterbox
  - 🗑 On lot bin storage area
  - 💡 Indicative bollard lighting
  - 1.8m high boundary privacy fence, stain optional
  - 1.5m high boundary privacy fence, stain optional
  - 1.8m high 50% visually permeable fence, stain/paint/powdercoat finish **OR** 1.5m frontage fence stain/paint/powdercoat finish
  - 1.8m high open security fence, stain/paint/powdercoat finish
  - 1.2m high frontage fence, stain/paint/powdercoat finish
  - 1.1m high safety from falling barrier, stain optional/powdercoat finish
  - \*\*Refer to sheets 2180/13-17 for detailed specification options



NOTES:

1. In the event of any discrepancies between retaining wall heights shown on other specialist drawings and those on the architectural drawings, the architectural drawings shall take precedence.

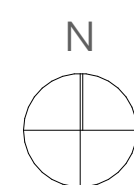
2. Fence height near driveway visibility splays to be 0.9m.

- 🗑 Indicative bin location for council waste collection \*
- 🗑 Indicative bin location for private waste collection \*
- Proposed retaining wall (<1m)
- Proposed retaining wall (1-1.5m)
- Proposed retaining wall (1.5-2m)
- Proposed retaining wall (2-2.5m)
- Proposed retaining wall (2.5-3m)
- Proposed retaining wall (>3m)
- \*Lots with public street frontages will utilise council waste collection service via berms within the width of each site
- Split level wall to support outdoor living space above
- Stepped retaining wall where height exceeds 2m

Client  
Vineway Limited

Project  
Delmore, Upper Orewa, Auckland

Drawing  
2180/23 Stage 1 Lot Design Landscape Plan Part 5



Scale  
1:400@A1  
1:800@A3

Issue Date  
03/07/2025  
Issue  
FTA Rev B RC

Drawn  
TX  
Checked  
MB







#### RETAINING WALLS:

⊖ ⊕ Wall High / Low Side Indicators

⊙ Trees in street frontage

⊙ Trees in JOAL frontage

⊙ Trees in yard

— Hedges in frontage

— Hedges in yard

— Groundcover mix

— Front yard mix 1

— Front yard mix 2

— Front yard mix 3

— Shade planting mix 1

— Shade planting mix 2

— Revegetation planting mix in lots

\*Refer to revegetation plans for details

■ Asphalt

■ Exposed aggregate concrete

■ Standard concrete

■ Standard concrete with black oxide

■ Standard concrete with saw cuts for patio

■ Timber decking

■ Concrete pavers in gravel for front entrance

■ Concrete pavers in gravel for yard connection

■ Lawn

■ Bark

■ Letterbox

■ On lot bin storage area

● Indicative bollard lighting

— 1.8m high boundary privacy fence, stain optional

— 1.5m high boundary privacy fence, stain optional

— 1.8m high 50% visually permeable fence, stain/  
paint/powdercoat finish **OR** 1.5m frontage fence  
stain/paint/powdercoat finish

— 1.8m high open security fence, stain/paint/  
powdercoat finish

— 1.2m high frontage fence, stain/paint/  
powdercoat finish

— 1.1m high safety from falling barrier, stain  
optional/powdercoat finish

\*\*Refer to sheets 2180/13-17 for detailed specification options

■ Indicative bin location for council waste collection \*

■ Indicative bin location for private waste collection\*

— Proposed retaining wall (<1m)

— Proposed retaining wall (1-1.5m)

— Proposed retaining wall (1.5-2m)

— Proposed retaining wall (2-2.5m)

— Proposed retaining wall (2.5-3m)

— Proposed retaining wall (>3m)

\*Lots with public street frontages will utilise council  
waste collection service via berms within the width of  
each site

■ Split level wall to support outdoor living space above

■ Stepped retaining wall where height exceeds 2m



#### NOTES:

1. In the event of any discrepancies between retaining wall heights shown on other specialist drawings and those on the architectural drawings, the architectural drawings shall take precedence.
2. Fence height near driveway visibility splays to be 0.9m.





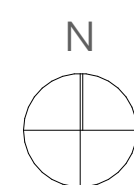
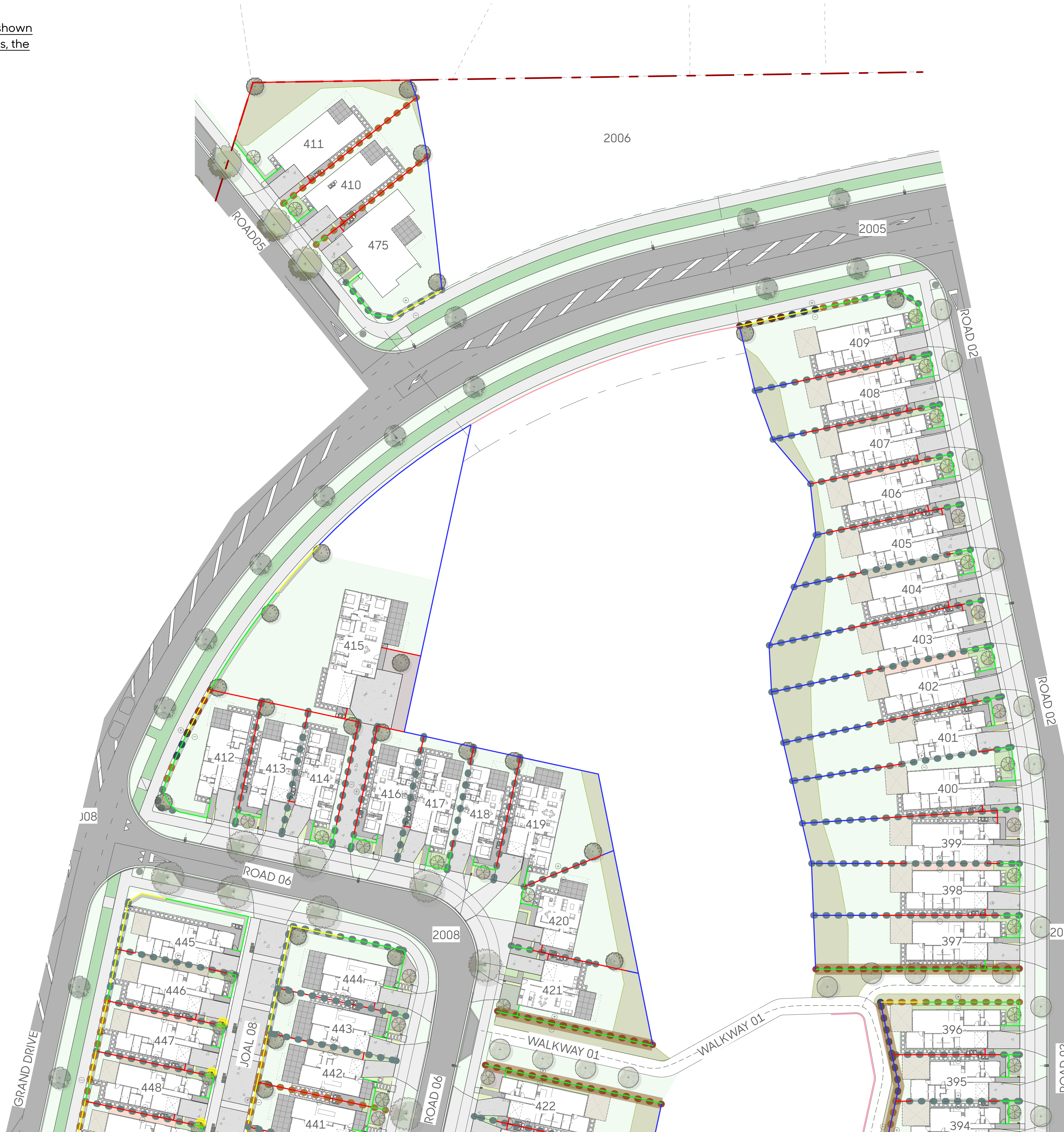


- RETAINING WALLS:
- ⊖ ⊕ Wall High / Low Side Indicators
  - 🌳 Trees in street frontage
  - 🌳 Trees in JOAL frontage
  - 🌳 Trees in yard
  - 🌿 Hedges in frontage
  - 🌿 Hedges in yard
  - 🌱 Groundcover mix
  - 🌱 Front yard mix 1
  - 🌱 Front yard mix 2
  - 🌱 Front yard mix 3
  - 🌱 Shade planting mix 1
  - 🌱 Shade planting mix 2
  - 🌱 Revegetation planting mix in lots
  - 🌱 \*Refer to revegetation plans for details
  - 🏠 Asphalt
  - 🏠 Exposed aggregate concrete
  - 🏠 Standard concrete
  - 🏠 Standard concrete with black oxide
  - 🏠 Standard concrete with saw cuts for patio
  - 🏠 Timber decking
  - 🏠 Concrete pavers in gravel for front entrance
  - 🏠 Concrete pavers in gravel for yard connection
  - 🏠 Lawn
  - 🏠 Bark
  - 📧 Letterbox
  - 📦 On lot bin storage area
  - 💡 Indicative bollard lighting
  - 🔴 1.8m high boundary privacy fence, stain optional
  - 🔵 1.5m high boundary privacy fence, stain optional
  - 🟡 1.8m high 50% visually permeable fence, stain/ paint/powdercoat finish **OR** 1.5m frontage fence stain/paint/powdercoat finish
  - 🟢 1.8m high open security fence, stain/paint/ powdercoat finish
  - 🟠 1.2m high frontage fence, stain/paint/ powdercoat finish
  - 🟡 1.1m high safety from falling barrier, stain optional/powdercoat finish
  - 📄 \*\*Refer to sheets 2180/13-17 for detailed specification options

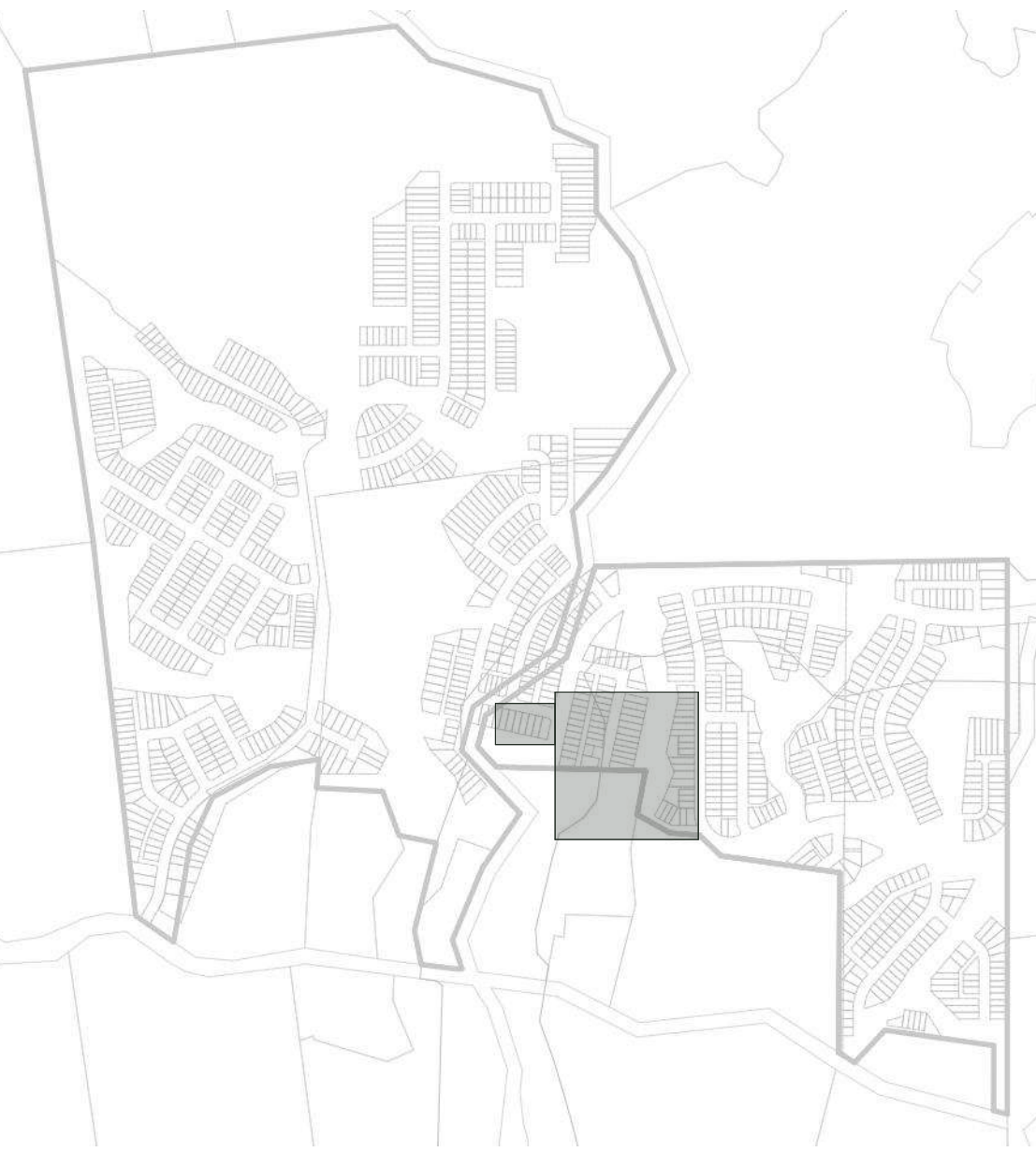
NOTES:

1. In the event of any discrepancies between retaining wall heights shown on other specialist drawings and those on the architectural drawings, the architectural drawings shall take precedence.

2. Fence height near driveway visibility splays to be 0.9m.







RETAINING WALLS:

⊖ ⊕ Wall High / Low Side Indicators

🌳 Trees in street frontage

🌳 Trees in JOAL frontage

🌳 Trees in yard

🌿 Hedges in frontage

🌿 Hedges in yard

🌿 Groundcover mix

🌿 Front yard mix 1

🌿 Front yard mix 2

🌿 Front yard mix 3

🌿 Shade planting mix 1

🌿 Shade planting mix 2

🌿 Revegetation planting mix in lots

\*Refer to revegetation plans for details

🛣️ Asphalt

🛣️ Exposed aggregate concrete

🛣️ Standard concrete

🛣️ Standard concrete with black oxide

🛣️ Standard concrete with saw cuts for patio

🛣️ Timber decking

🛣️ Concrete pavers in gravel for front entrance

🛣️ Concrete pavers in gravel for yard connection

🌿 Lawn

🌿 Bark

📧 Letterbox

📦 On lot bin storage area

🟡 Indicative bollard lighting

— 1.8m high boundary privacy fence, stain optional

— 1.5m high boundary privacy fence, stain optional

— 1.8m high 50% visually permeable fence, stain/ paint/powdercoat finish **OR** 1.5m frontage fence stain/paint/powdercoat finish

— 1.8m high open security fence, stain/paint/ powdercoat finish

— 1.2m high frontage fence, stain/paint/ powdercoat finish

— 1.1m high safety from falling barrier, stain optional/powdercoat finish

\*\*Refer to sheets 2180/13-17 for detailed specification options

Client  
Vineway Limited

Project  
Delmore, Upper Orewa, Auckland

Drawing  
2180/26 Stage 1 Lot Design Landscape Plan Part 8



Scale  
1:400@A1  
1:800@A3

Issue Date  
03/07/2025  
Issue  
FTA Rev B RC

Drawn  
TX  
Checked  
MB



NOTES:

1. In the event of any discrepancies between retaining wall heights shown on other specialist drawings and those on the architectural drawings, the architectural drawings shall take precedence.

2. Fence height near driveway visibility splays to be 0.9m.

