

appendix a

original drawings

for

waipapa taumata rau
university of auckland

september 2026
final

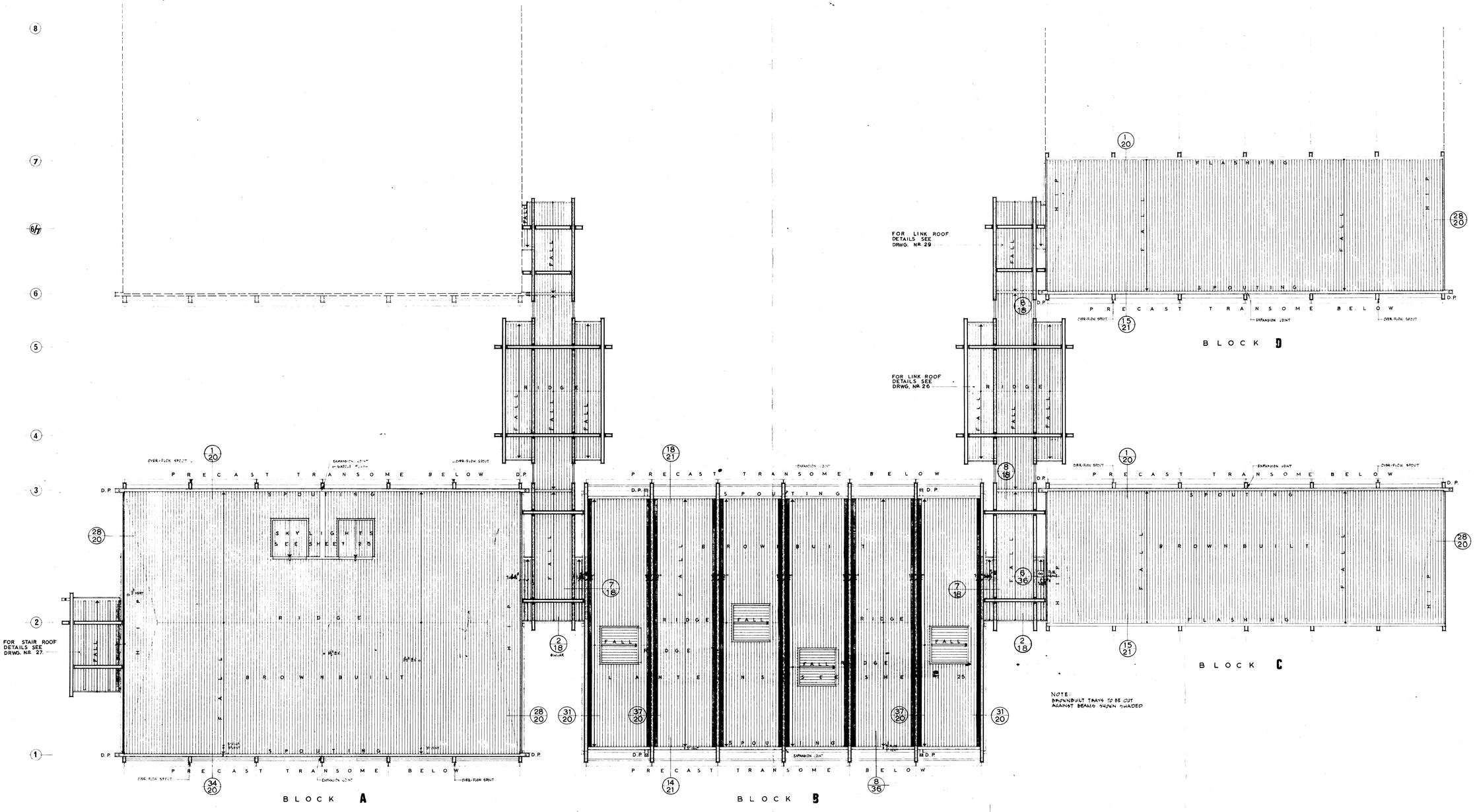

UNIVERSITY OF AUCKLAND		
BUILDING 311	FLOOR LEVEL 2R	OTHER TRADES AR
2 0	3 0 0	

304/54

RREN & MAHONEY STERED ARCHITECTS CHRISTCHURCH	I. L. HOLMES CONSULTING ENGINEER CHRISTCHURCH	LEFEBVRE & LOVATT CONSULTING ENGINEER CHRISTCHURCH	RUSSELL DRYSDALE & THOMAS QUANTITY SURVEYORS CHRISTCHURCH	THE UNIVERSITY OF AUCKLAND STUDENT BUILDING	SET No. / SCALES: 1/8" = 1'-0" / ROOF PLAN – BLOCKS – A.B.C.D. / FILE No. / CONTRACTOR SHALL VERIFY ALL DIMENSIONS ON SITE

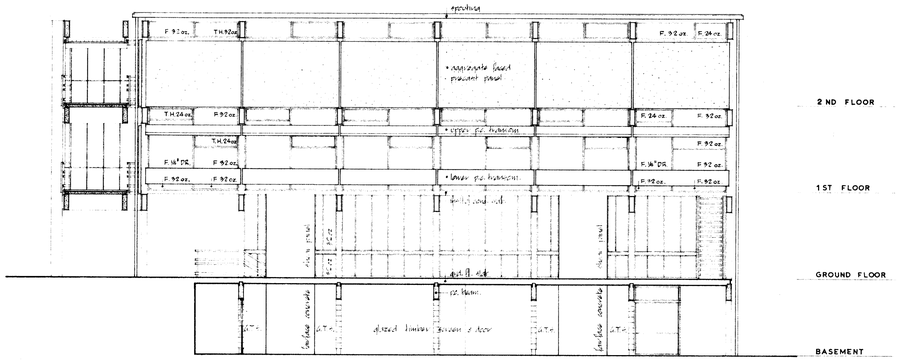

BLOCK **D**

SOUTH ELEVATION

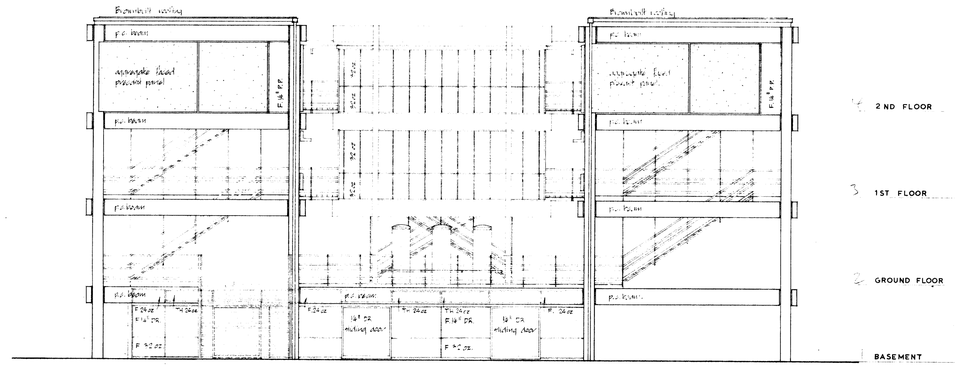

BLOCK **C** BLOCK **D**

EAST ELEVATION

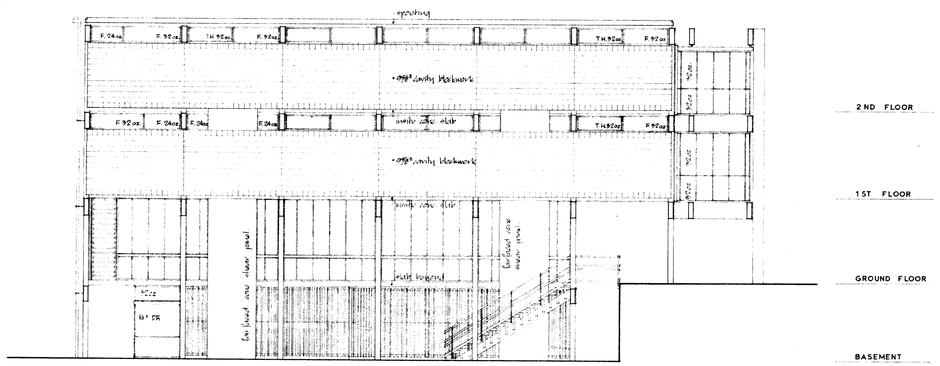

BLOCK **D**

NORTH ELEVATION

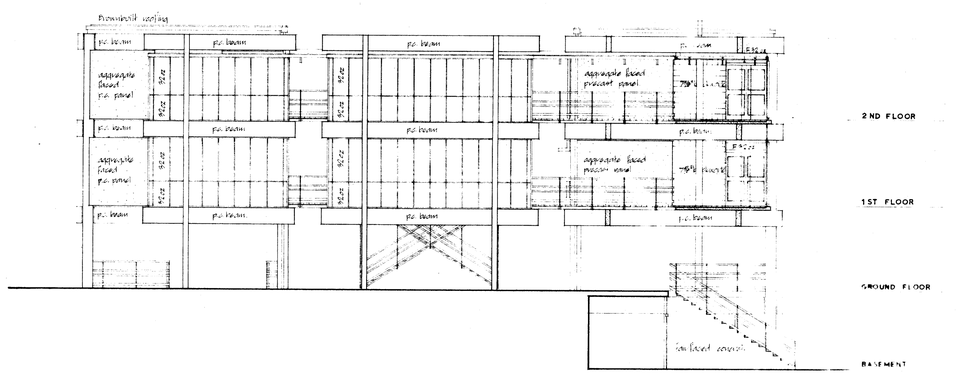

BLOCK **D** BLOCK **C**

WEST ELEVATION

304 164

UNIVERSITY OF AUCKLAND

BUILDING	FLOOR LEVEL	OTHER TRADES
311	B-2R	AR
2 0	3 2 0	

WARREN & MAHONEY REGISTERED ARCHITECTS CHRISTCHURCH	I. L. HOLMES CONSULTING ENGINEER CHRISTCHURCH	LEFEBVRE & LOVATT CONSULTING ENGINEER CHRISTCHURCH	RUSSELL DRYSDALE & THOMAS QUANTITY SURVEYORS CHRISTCHURCH

THE UNIVERSITY OF AUCKLAND STUDENT BUILDING

SET NO.	SCALES		FILE NO.	SHEET	OF
	1/8" = 1'-0"	ELEVATIONS OF BLOCK 'C' & 'D'		9	

CONTRACTOR SHALL VERIFY ALL DIMENSIONS BEFORE STARTING WORK

Andrews-Batty

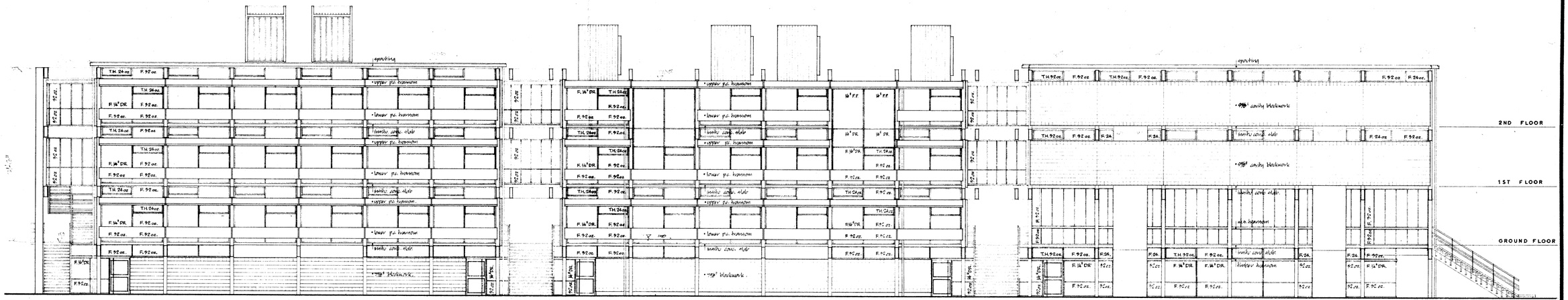

SOUTH ELEVATION

EAST

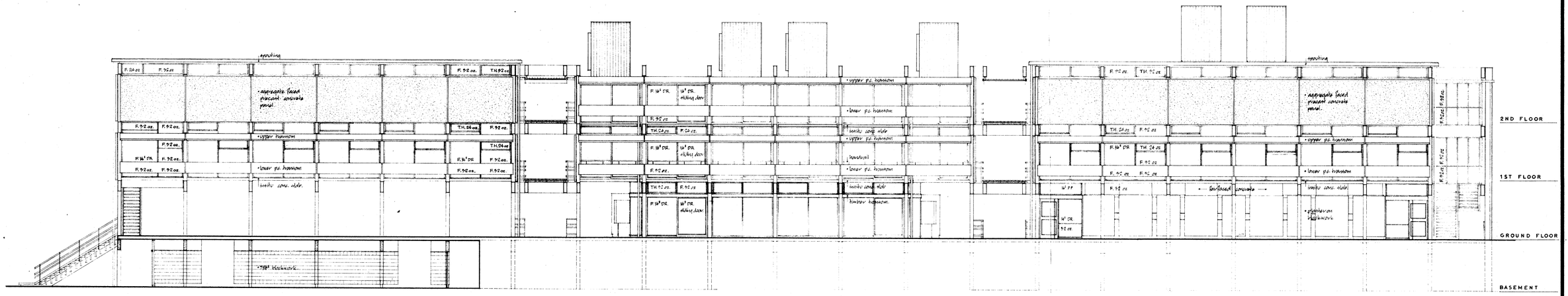

NORTH ELEVATION

WEST

304/161

UNIVERSITY OF AUCKLAND		
BUILDING	FLOOR LEVEL	OTHER TRADES
311	08-2R	AR
2 0	3 1 0	

WARREN & MAHONEY REGISTERED ARCHITECTS CHRISTCHURCH	I. L. HOLMES CONSULTING ENGINEER CHRISTCHURCH	LEFEBVRE & LOVATT CONSULTING ENGINEER CHRISTCHURCH	RUSSELL DRYSDALE & THOMAS QUANTITY SURVEYORS CHRISTCHURCH

THE UNIVERSITY OF AUCKLAND STUDENT BUILDING

SET NO.	SCALES	NORTH & SOUTH ELEVATION BLOCKS A, B, C.	FILE NO.	SHEET	OF
	1/8" = 1'-0"			8	

CONTRACTOR SHALL VERIFY ALL DIMENSIONS BEFORE STARTING WORK

Andrew Bely

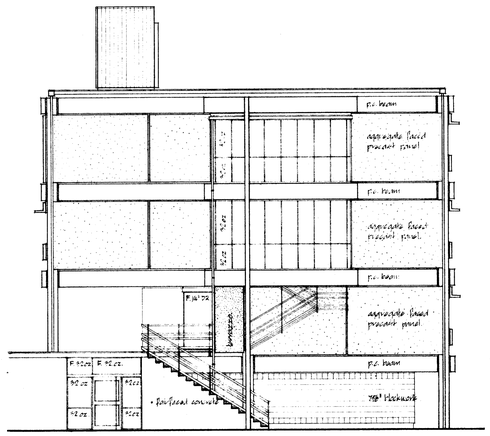

BLOCK **A**

WEST ELEVATION

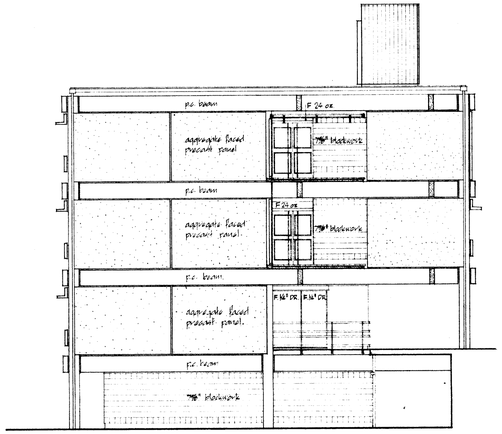

BLOCK **A**

EAST ELEVATION

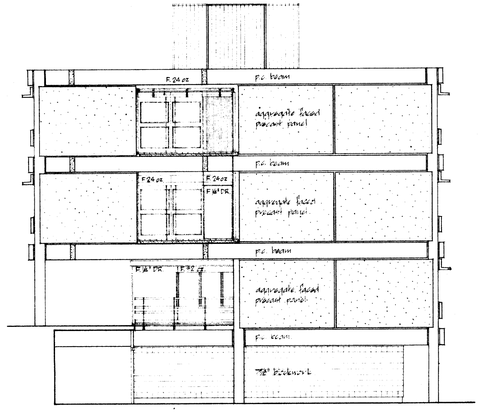

BLOCK **B**

WEST ELEVATION

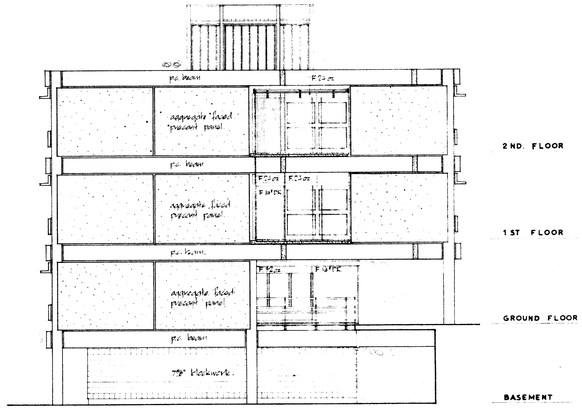

BLOCK **B**

EAST ELEVATION

304/162

UNIVERSITY OF AUCKLAND

BUILDING	FLOOR LEVEL	OTHER TRADES
311	B-2R	AR
2,0	3,3,0	

WARREN & MAHONEY REGISTERED ARCHITECTS CHRISTCHURCH	I. L HOLMES CONSULTING ENGINEER CHRISTCHURCH	LEFEBVRE & LOVATT CONSULTING ENGINEER CHRISTCHURCH
RUSSELL DRYSDALE & THOMAS QUANTITY SURVEYORS CHRISTCHURCH	THE UNIVERSITY OF AUCKLAND STUDENT BUILDING	

SET No.	SCALES		FILE No.	SHEET	OF
		END ELEVATIONS BLOCKS A & B.		10	

CONTRACTOR SHALL VERIFY ALL DIMENSIONS BEFORE STARTING WORK

Andrews-Batty

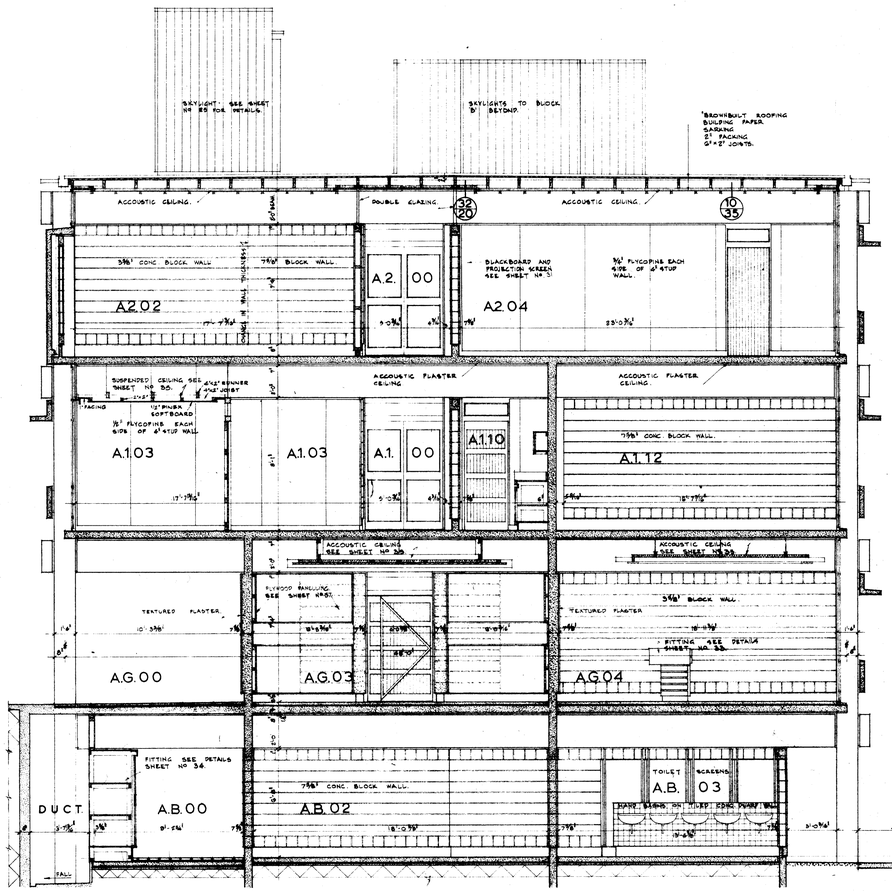

CROSS SECTION - BLOCK A. (1/2) (1/3) (1/4) (1/5)

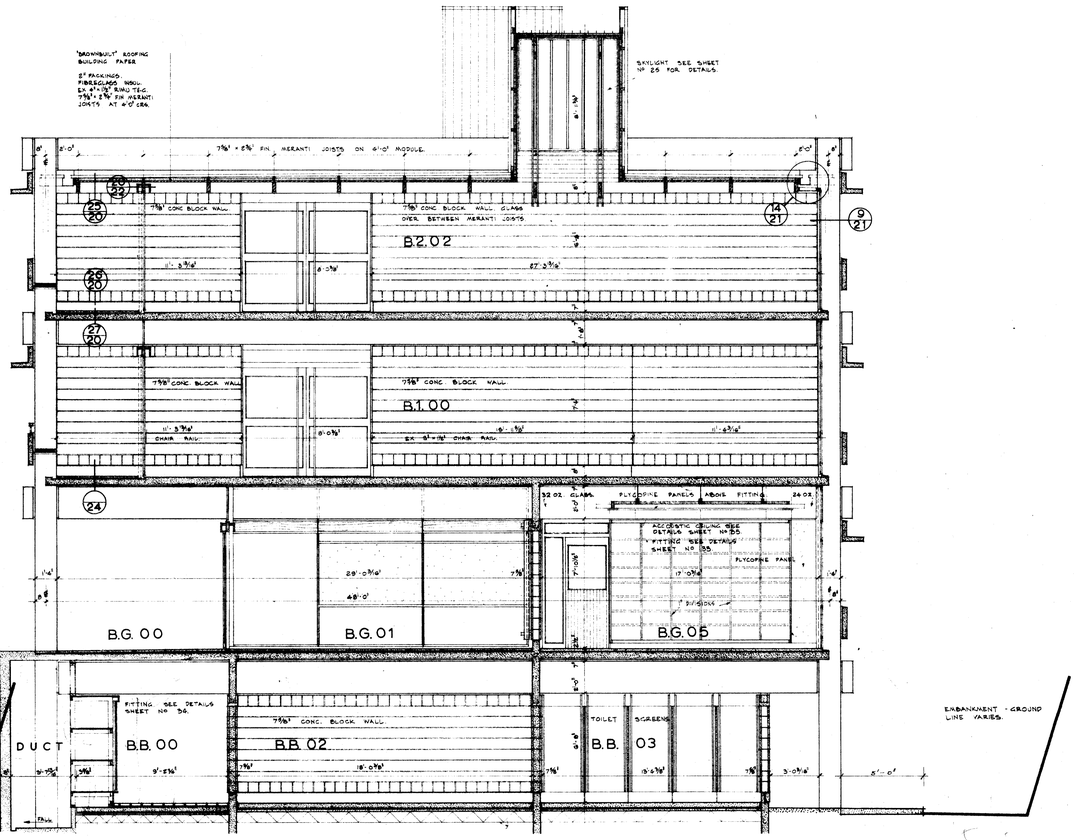

CROSS SECTION - BLOCK B. (2/2) (2/3) (2/4) (2/5)

334/165

UNIVERSITY OF AUCKLAND		
BUILDING	FLOOR LEVEL	OTHER TRADES
311	B-2R	AR
2 0	3 4 0	

WARREN & MAHONEY REGISTERED ARCHITECTS CHRISTCHURCH	I. L. HOLMES CONSULTING ENGINEER CHRISTCHURCH	LEFEBVRE & LOVETT CONSULTING ENGINEER CHRISTCHURCH	RUSSELL DRYSDALE & THOMAS QUANTITY SURVEYORS CHRISTCHURCH	THE UNIVERSITY OF AUCKLAND STUDENT BUILDING	SET NO. / SCALES 1/4" = 1'-0"	CROSS SECTIONS BLOCKS 'A' & 'B'

FILE No. | SHEET 14 OF

CONTRACTOR SHALL VERIFY ALL DIMENSIONS BEFORE STARTING WORK

Andrews-Bell

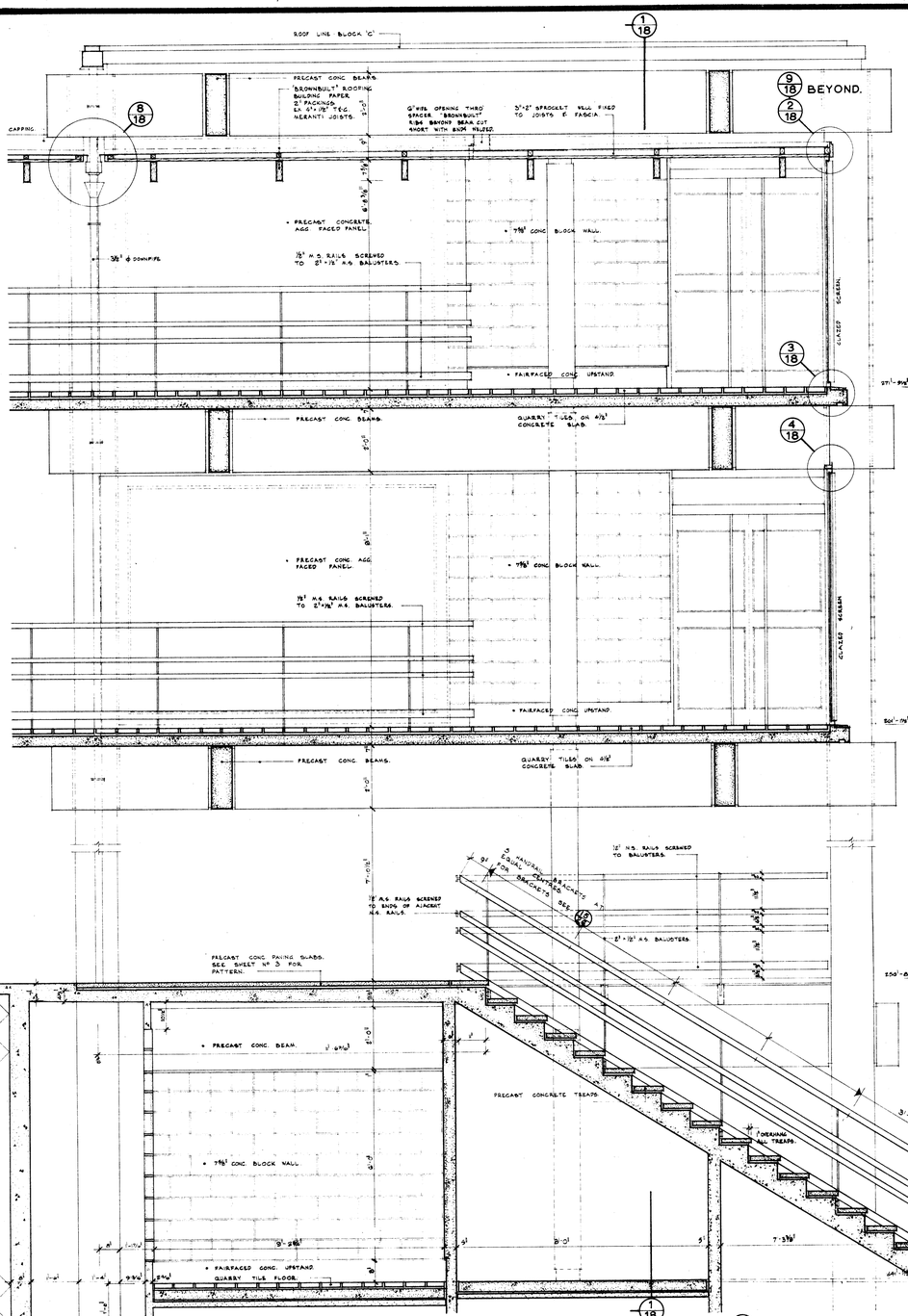

LONGITUDINAL SECTION - BRIDGES & STAIRCASE BETWEEN BLOCKS 'B' AND 'C'. (10/18)

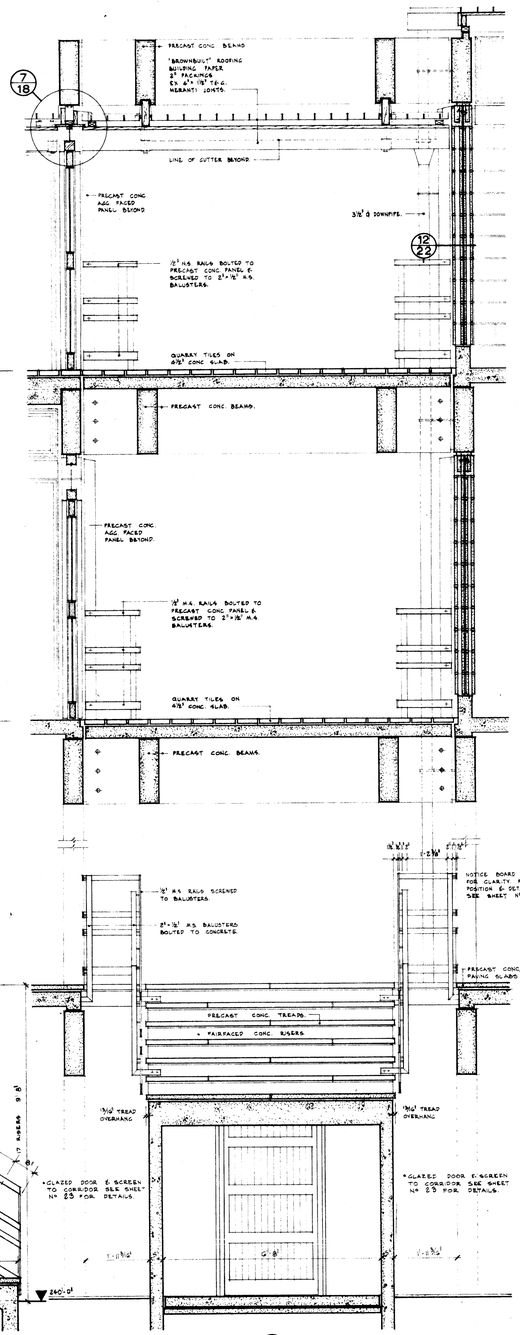

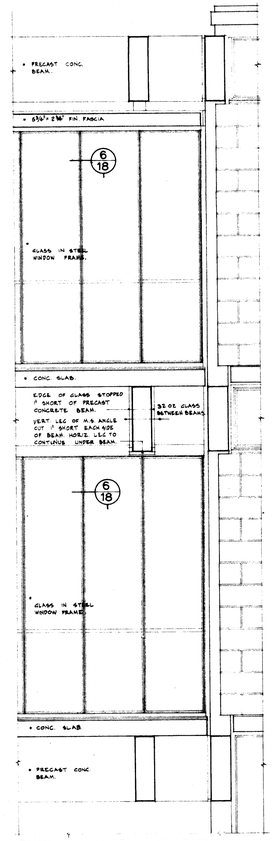

PART ELEVATION - GLAZED SCREENS - 1st & 2nd FLOORS.

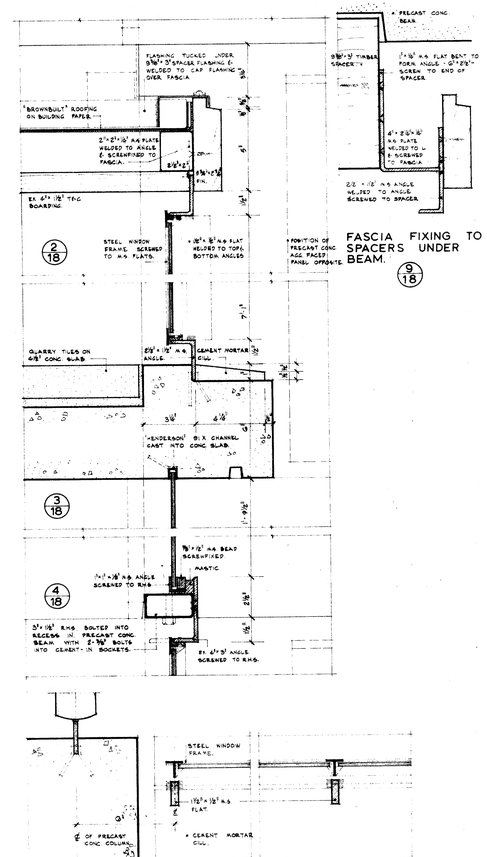

FASCIA FIXING TO SPACERS UNDER BEAM. (9/18)

DETAIL AT G2 & N2. H2. & O.2. SIMILAR.

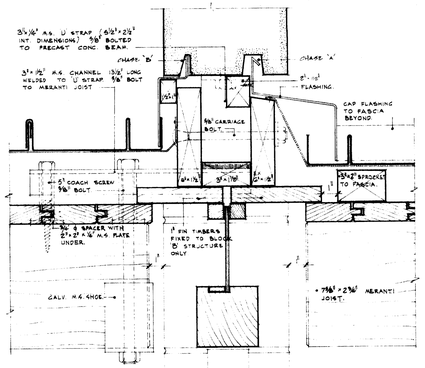

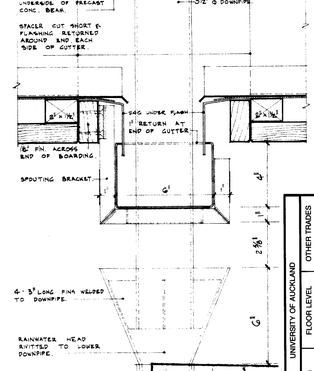

UNIVERSITY OF AUCKLAND	FLOOR LEVEL	ALL	3'7,0
BUILDING 311	OTHER TRADES	AR	
			2'1,0

Uof A Proj. No. 304

U of A Drawing No. 17(

304/175

WARREN & MAHONEY REGISTERED ARCHITECTS CHRISTCHURCH	I. L. HOLMES CONSULTING ENGINEER CHRISTCHURCH	LEFEBVRE & LOVATT CONSULTING ENGINEER CHRISTCHURCH	RUSSELL DRYSDALE & THOMAS QUANTITY SURVEYORS CHRISTCHURCH

THE UNIVERSITY OF AUCKLAND STUDENT BUILDING

SET NO.	SCALES	STAIRCASE & BRIDGES BETWEEN BLOCKS 'B' & 'C'	FILE NO.	SHEET	OF
	1/2" to 1'-0" 1/4 FULL SIZE			18	
	CONTRACTOR SHALL VERIFY ALL DIMENSIONS BEFORE STARTING WORK				

Andrew-Baty

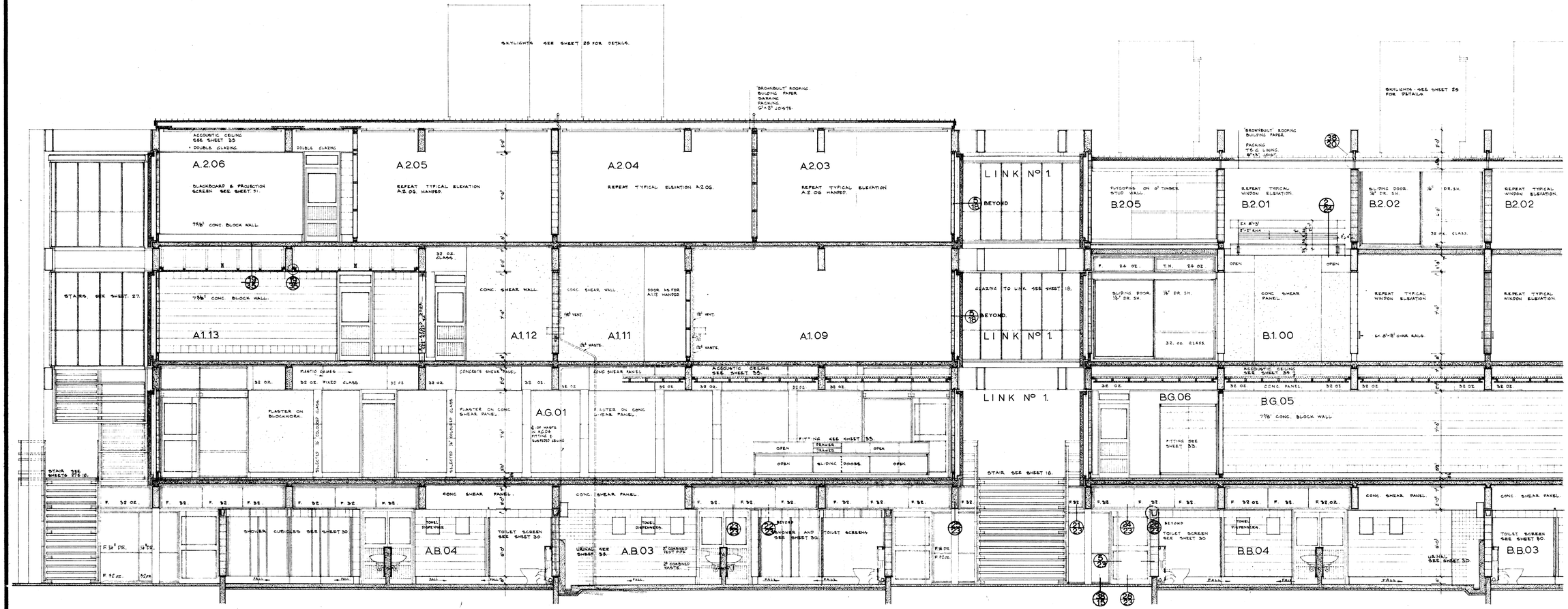

LONGITUDINAL SECTION - BLOCK A & 1/2 BLOCK B. (3/2) (3/3) (3/4) (3/5)

304/164

UNIVERSITY OF AUCKLAND		
BUILDING 311	FLOOR LEVEL B- 2R	OTHER TRADES AR
2 0	3 5 0	

WARREN & MAHONEY	I. L. HOLMES	LEFEBVRE & LOVATT	RUSSELL DRYSDALE & THOMAS	THE UNIVERSITY OF AUCKLAND STUDENT BUILDING
REGISTERED ARCHITECTS CHRISTCHURCH	CONSULTING ENGINEER CHRISTCHURCH	CONSULTING ENGINEER CHRISTCHURCH	QUANTITY SURVEYORS CHRISTCHURCH	

SET No.	SCALES	LONGITUDINAL SECTION BLOCK 'A' & 1/2 BLOCK 'B'	FILE NO.	SHEET	OF
	1/4" = 1'-0"			15	

CONTRACTOR SHALL VERIFY ALL DIMENSIONS BEFORE STARTING WORK

Andrews-Batty

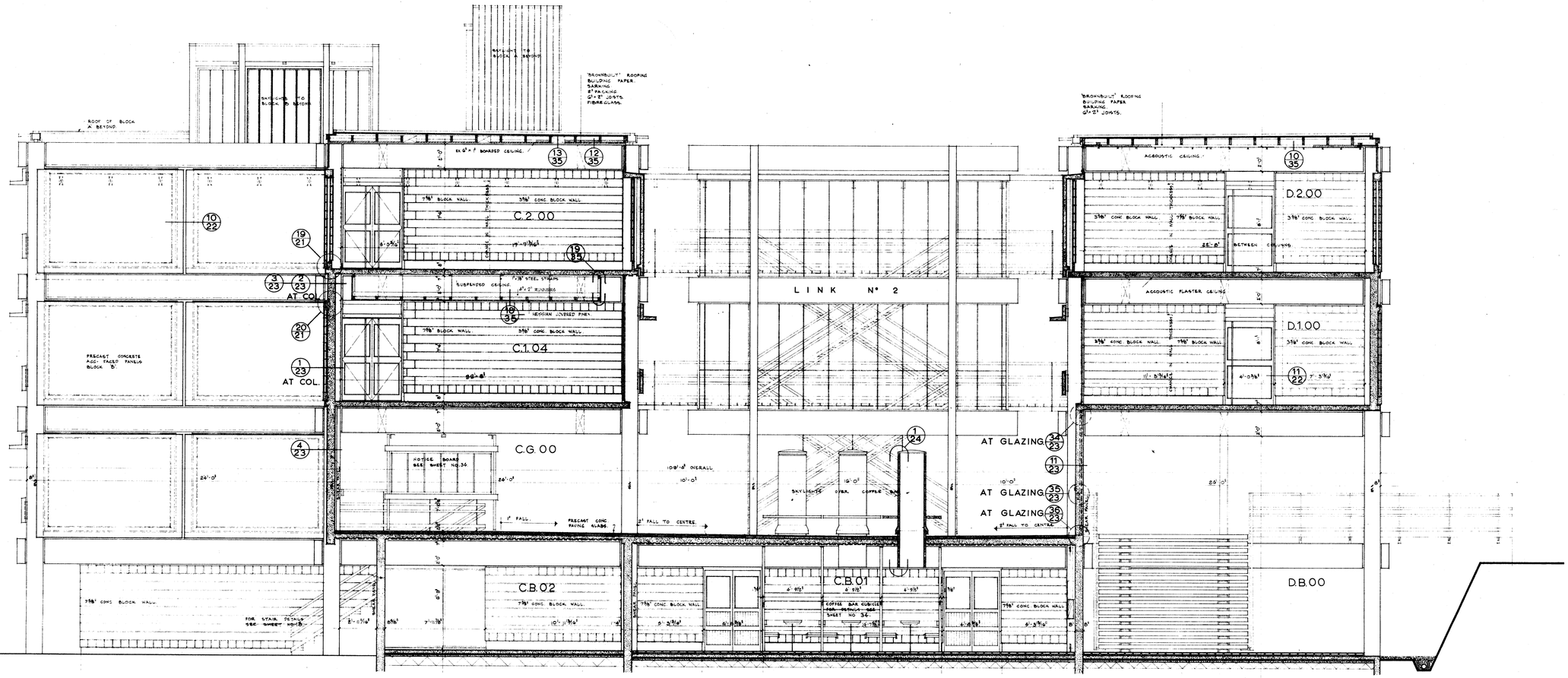

CROSS SECTION - BLOCK C, COFFEE BAR & BLOCK D. (5/2) (5/3) (5/4) (5/5)

304/165

UNIVERSITY OF AUCKLAND		
BUILDING	FLOOR LEVEL	OTHER TRADES
311	B-2R	AR
2 0	3 6 0	

WARREN & MAHONEY	I. L. HOLMES	LEFEBVRE & LOVATT	RUSSELL DRYSDALE & THOMAS
REGISTERED ARCHITECTS CHRISTCHURCH	CONSULTING ENGINEER CHRISTCHURCH	CONSULTING ENGINEER CHRISTCHURCH	QUANTITY SURVEYORS CHRISTCHURCH

THE UNIVERSITY OF AUCKLAND STUDENT BUILDING

SET NO.	SCALES	CROSS SECTION - BLOCK 'C' COFFEE BAR & BLOCK 'D'	FILE NO.	SHEET	OF
	1/4" = 1'-0"			17	

CONTRACTOR SHALL VERIFY ALL DIMENSIONS BEFORE STARTING WORK

Andrews-Baty

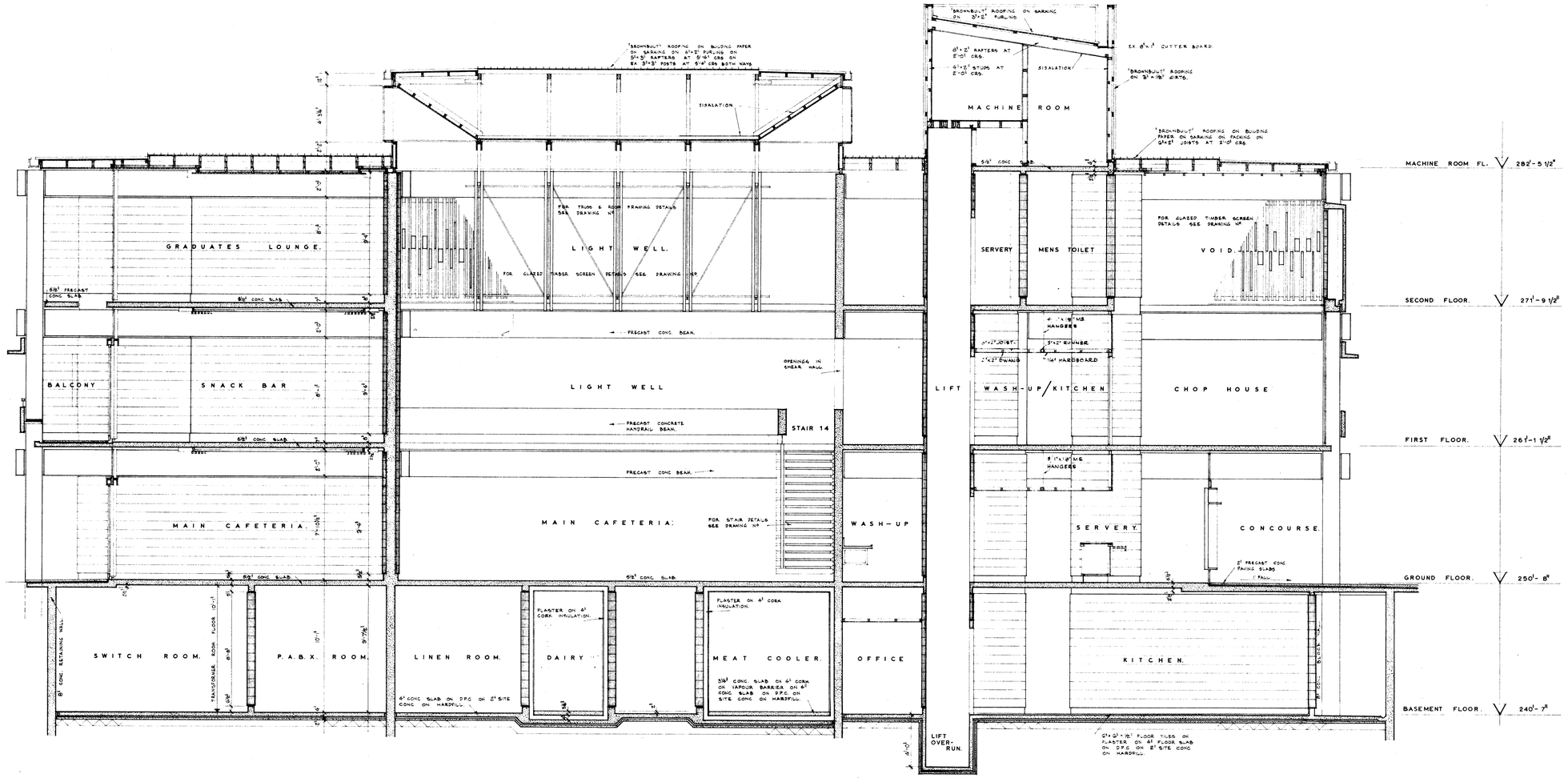

LONGITUDINAL SECTION - CAFETERIA - BLOCK 'E'.

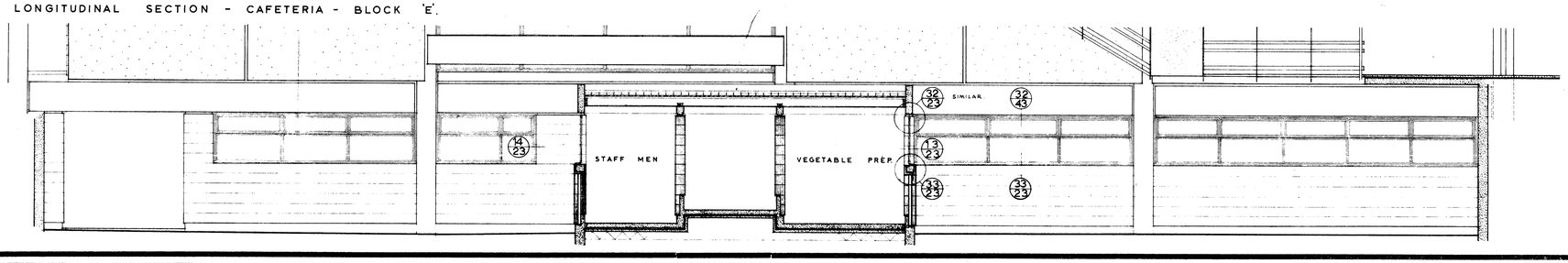

UNIVERSITY OF AUCKLAND		
BUILDING 311	FLOOR LEVEL B-2R	OTHER TRADES AR
2 0	3 8 0	

WARREN & MAHONEY	I. L. HOLMES	LEFEBVRE & LOVATT	RUSSELL DRYSDALE & THOMAS
REGISTERED ARCHITECTS CHRISTCHURCH	CONSULTING ENGINEER CHRISTCHURCH	CONSULTING ENGINEER CHRISTCHURCH	QUANTITY SURVEYORS CHRISTCHURCH

THE UNIVERSITY OF AUCKLAND STUDENT BUILDING

SET No.	SCALES	LONGITUDINAL SECTION CAFETERIA - BLOCK 'E'	FILE No.	SHEET	OF
	1/4" to 1'-0"			19	

CONTRACTOR SHALL VERIFY ALL DIMENSIONS BEFORE STARTING WORK

Andrews-Ealy

NOTE : STAIR 10 AS SHOWN.
STAIR 11 SIMILAR, EXTERIOR WALLS ETC. HANDED.

SIMILAR.

PLAN OF GRD. FLOOR LANDING, STAIR 11.

U of A Proj No. 304

U of A Drawing No. 180

BUILDING	311
FLOOR LEVEL	ALL
OTHER TRADES	AR
2	0
4	2	0

UNIVERSITY OF AUCKLAND

WARREN & MAHONEY REGISTERED ARCHITECTS CHRISTCHURCH	I. L. HOLMES CONSULTING ENGINEER CHRISTCHURCH	LEFEBVRE & LOVATT CONSULTING ENGINEER CHRISTCHURCH
RUSSELL DRYSDALE & THOMAS QUANTITY SURVEYORS CHRISTCHURCH	THE UNIVERSITY OF AUCKLAND STUDENT BUILDING	

SET NO.	SCALES		FILE NO.	SHEET	OF
	1/2" = 1'-0" 1/4" FULL SIZE	EAST END STAIR DETAILS		28	
	CONTRACTOR SHALL VERIFY ALL DIMENSIONS BEFORE STARTING WORK				

Andrews-Batty

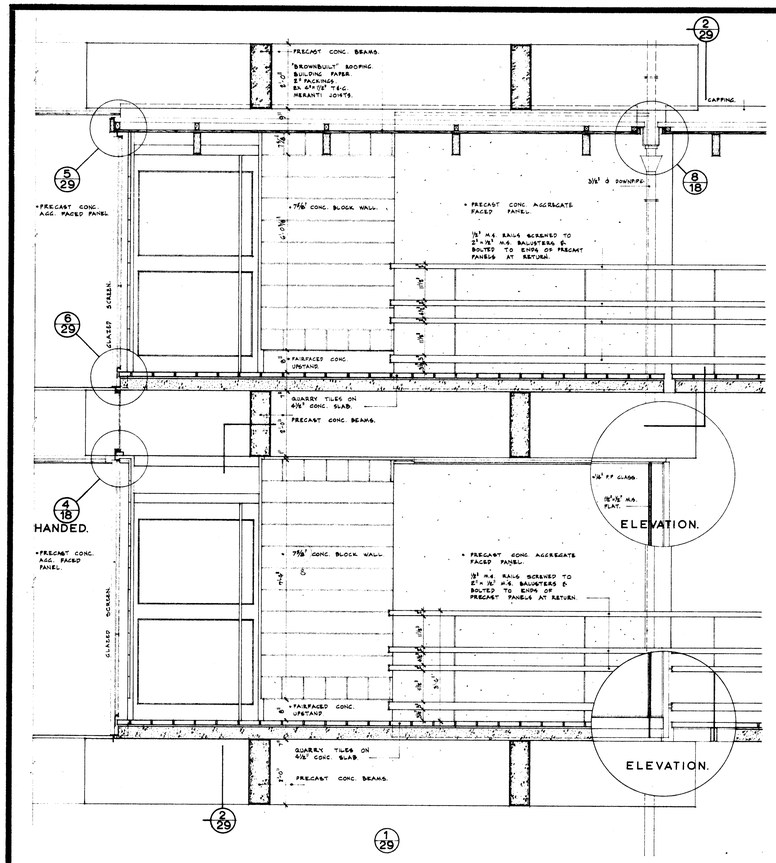

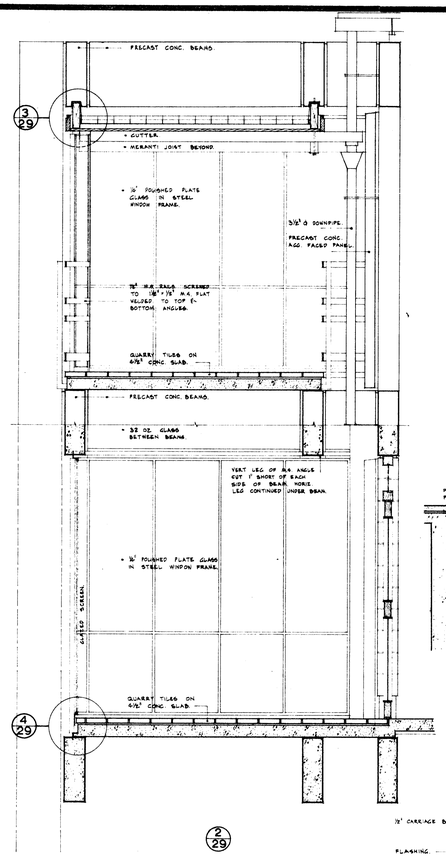

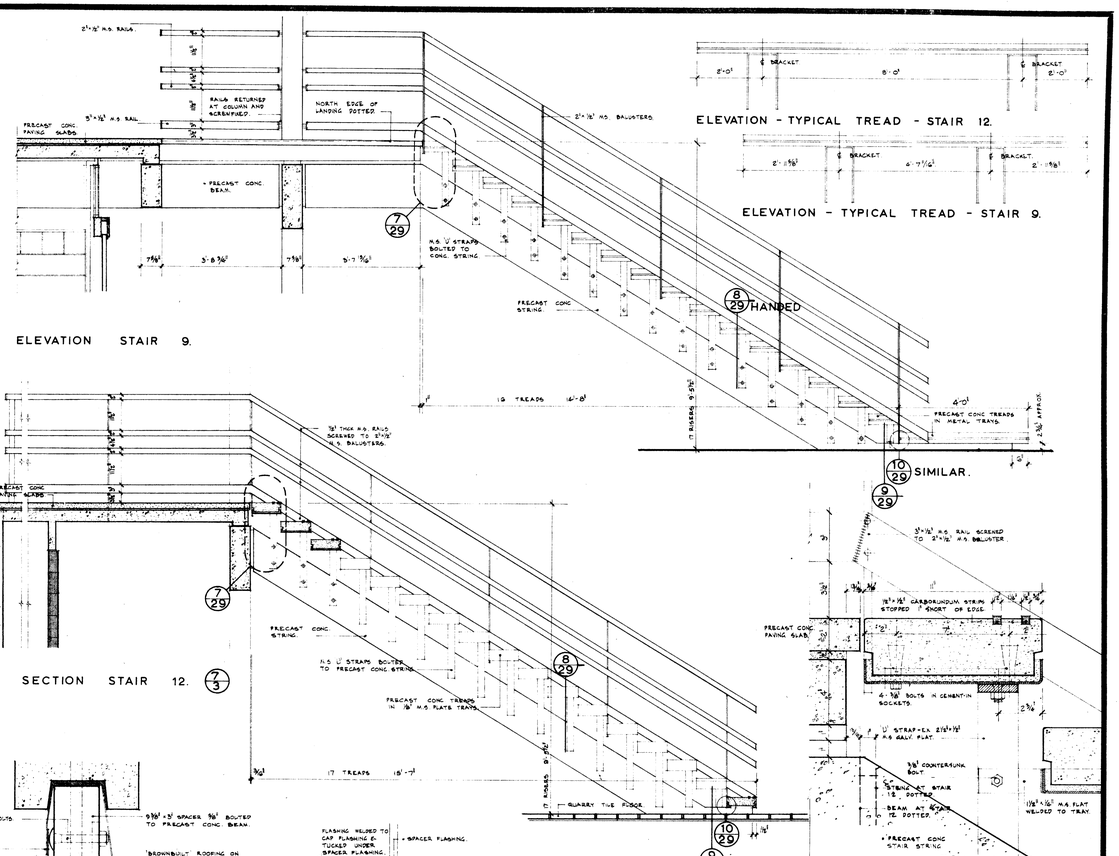

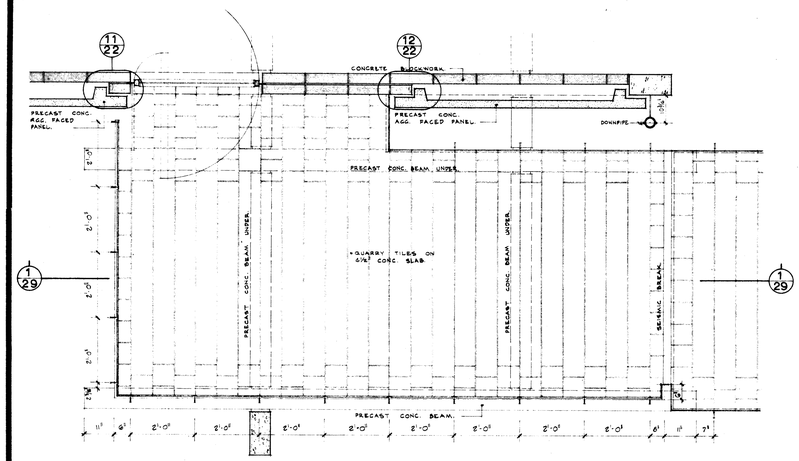

1st & 2nd FLOOR PLAN - LINKS 1 & 2 - BLOCK 'D' & CAFETERIA

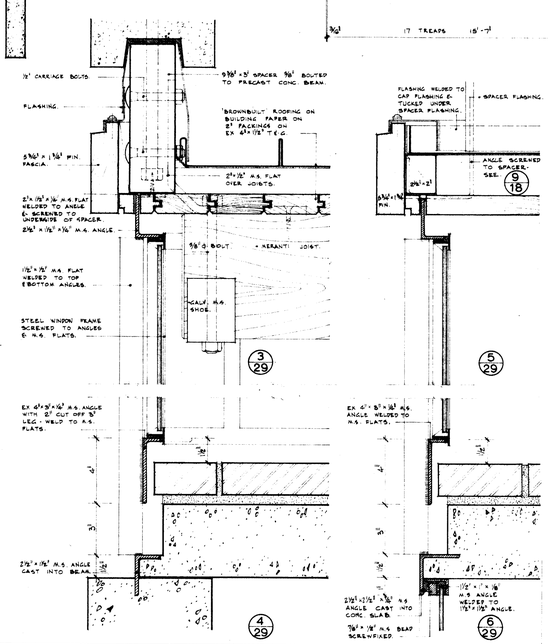

WARREN & MAHONEY REGISTERED ARCHITECTS CHRISTCHURCH	I. L. HOLMES CONSULTING ENGINEER CHRISTCHURCH	LEFEBVRE & LOVATT CONSULTING ENGINEER CHRISTCHURCH	RUSSELL DRYSDALE & THOMAS QUANTITY SURVEYORS CHRISTCHURCH

THE UNIVERSITY OF AUCKLAND STUDENT BUILDING

UNIVERSITY OF AUCKLAND		
BUILDING	FLOOR LEVEL	OTHER TRADES
311(&312)	ALL	AR
2 0	4 3 0	

NB Block C Con 13

SET NO.	SCALES		FILE NO.	SHEET	OF
	1/2" to 1'-0" 1/4 FULL SIZE.	STAIRS 9 & 12 (BLOCK 'C' & FOYER). LINKS 1 & 2 AT BLOCK 'D' & CAFETERIA.		29	

CONTRACTOR SHALL VERIFY ALL DIMENSIONS BEFORE STARTING WORK

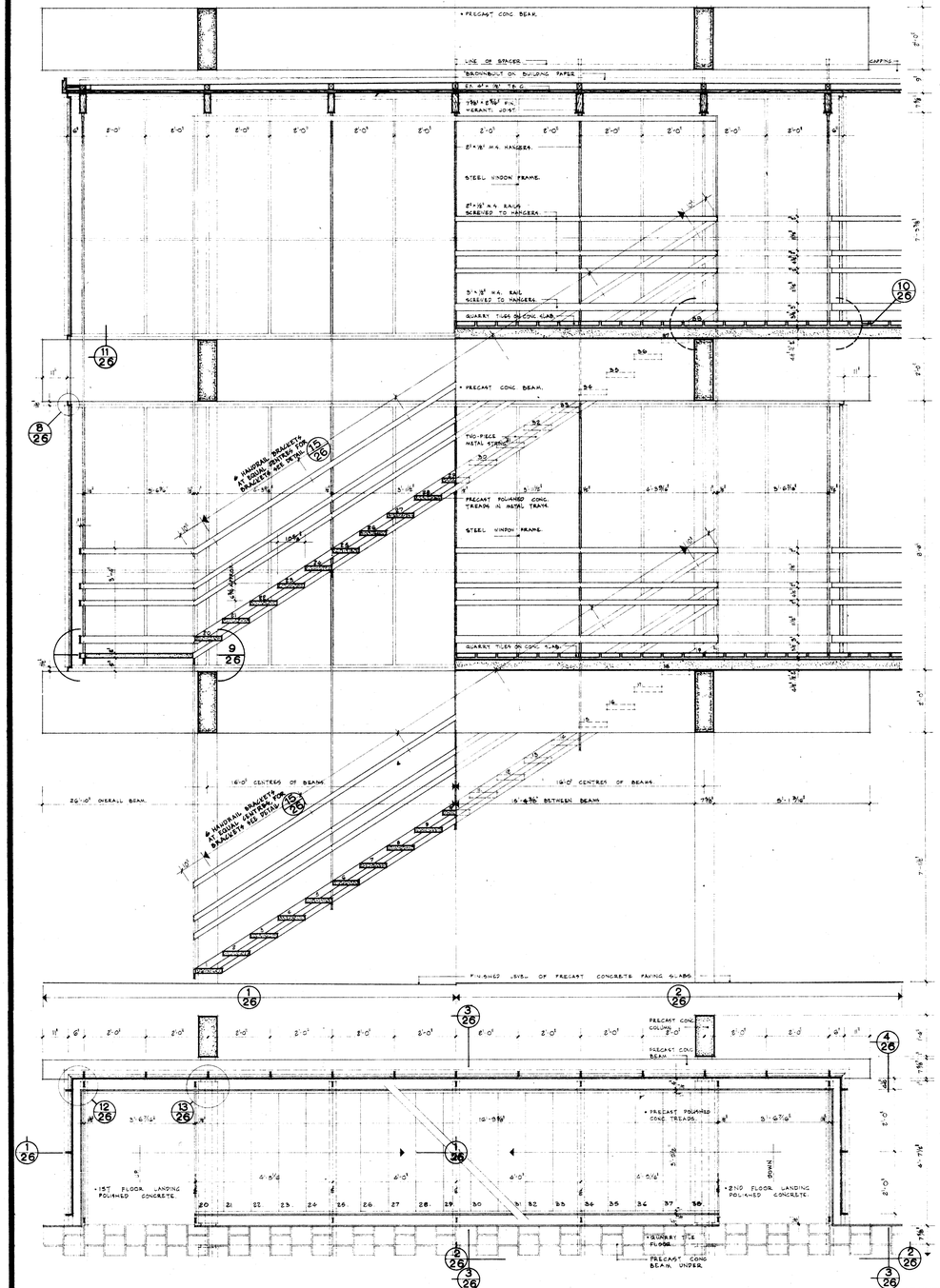

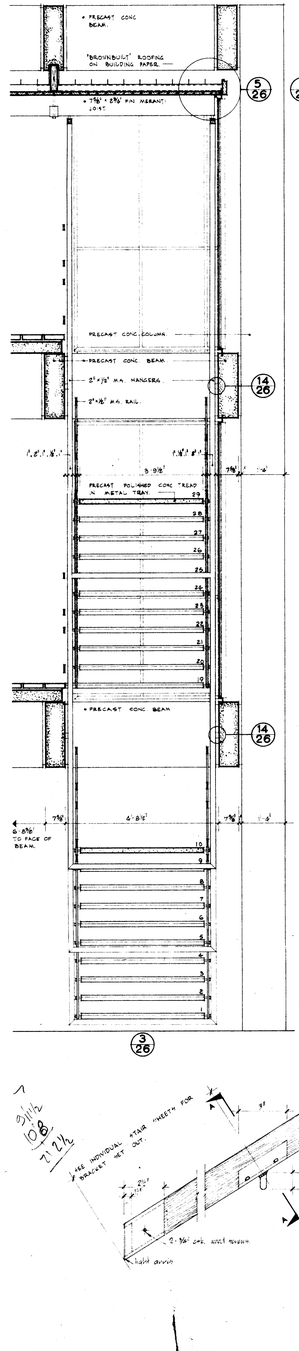

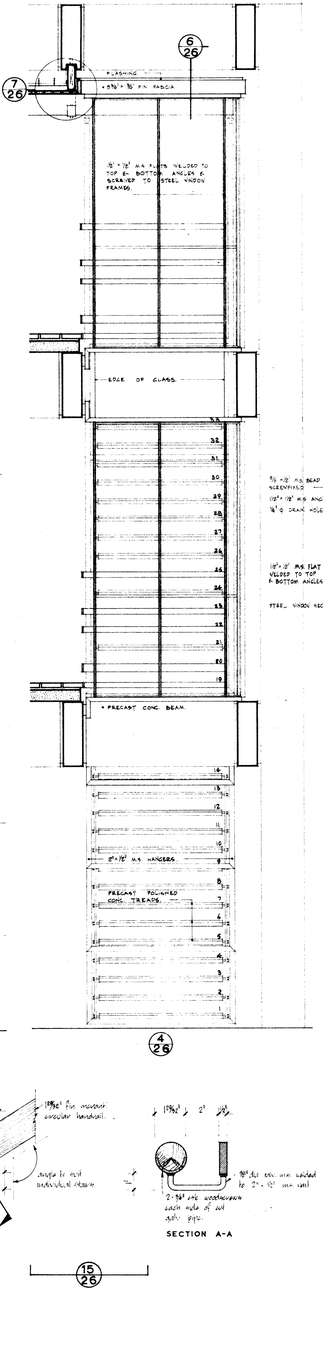

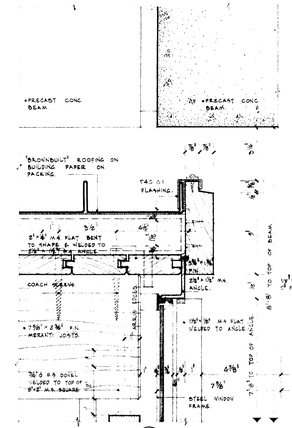

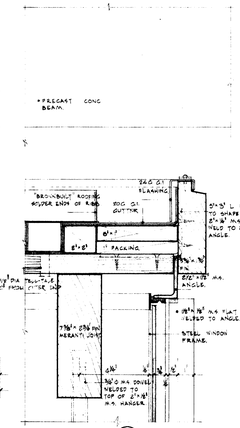

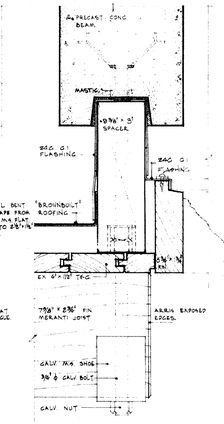

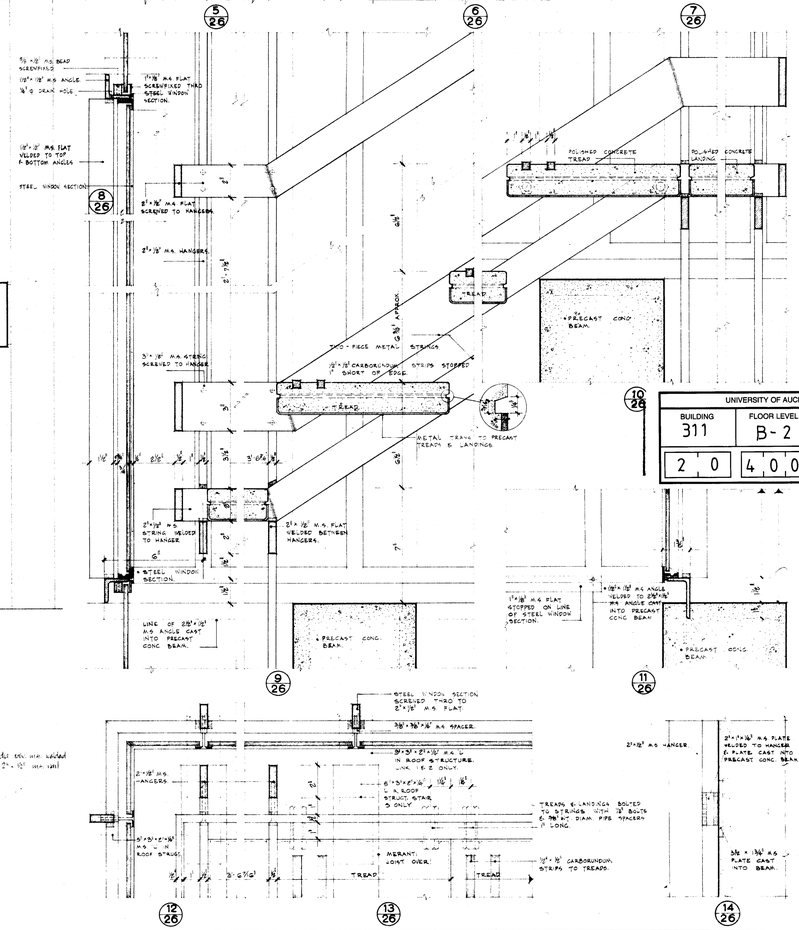

WARREN & MAHONEY REGISTERED ARCHITECTS CHRISTCHURCH	I. L. HOLMES CONSULTING ENGINEER CHRISTCHURCH	LEFEBVRE & LOVATT CONSULTING ENGINEER CHRISTCHURCH	RUSSELL DRYSDALE & THOMAS QUANTITY SURVEYORS CHRISTCHURCH	THE UNIVERSITY OF AUCKLAND STUDENT BUILDING	SET NO.	SCALES 1/2" = 1'-0" 1/4 FULL SIZE	MAIN STAIR DETAILS
					FILE NO.	SHEET 26	OF
					CONTRACTOR SHALL VERIFY ALL DIMENSIONS BEFORE STARTING WORK		

Andrews-Batty

UNIVERSITY OF AUCKLAND

BUILDING	FLOOR LEVEL	OTHER TRADES
311	B-2	AR
2 0	4 0 0	

34/178

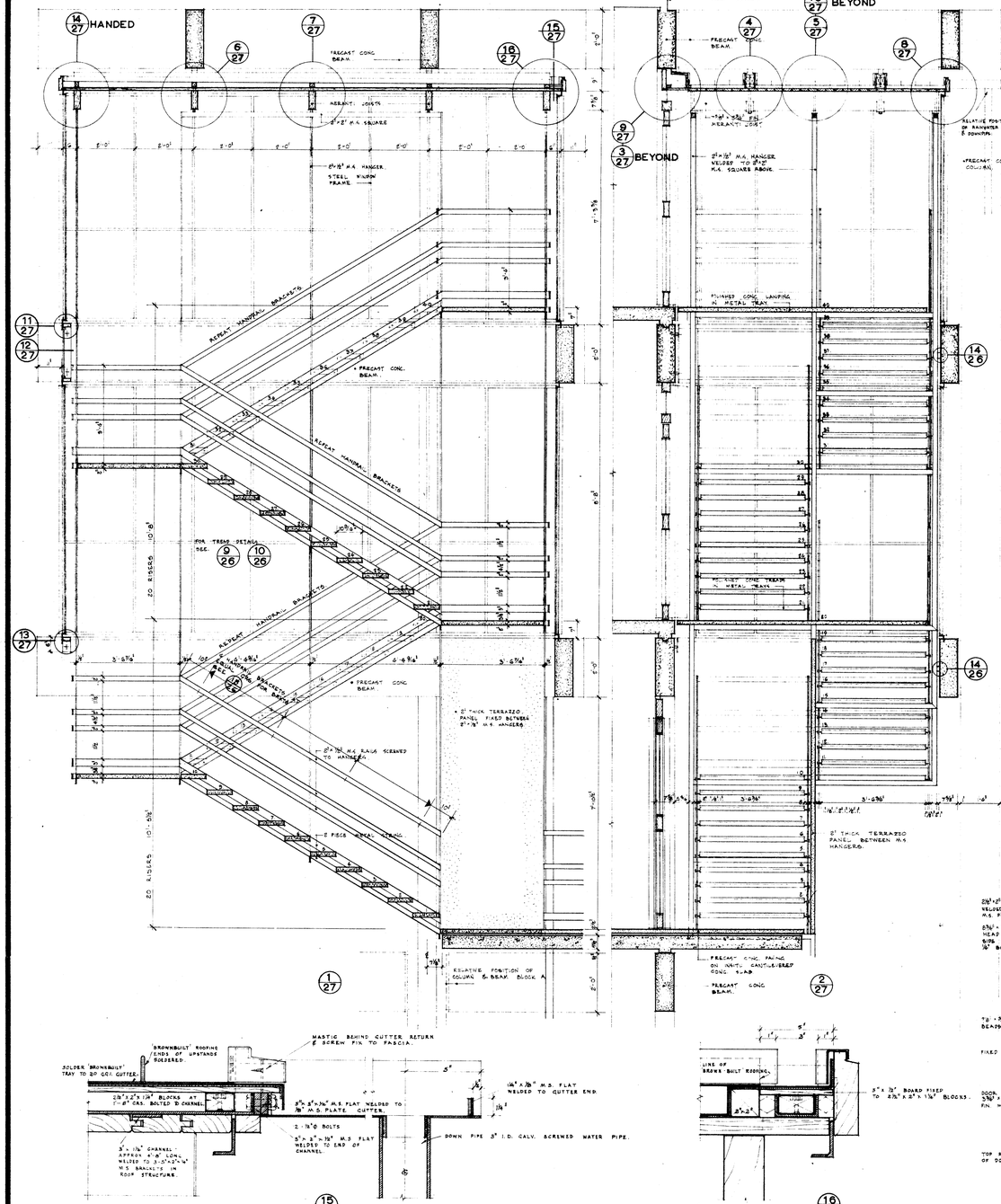
14/27 HANDED
6/27
7/27
15/27
16/27
18/27
PRECAST CONC BEAM
HERANT JOISTS
8"x8" M.S. HANGER. STEEL UNION FRAME
REPEAT HANDRAIL BRACKETS
PRECAST CONC. BEAM.
FOR TREAD DETAILS SEE 9/26 10/26
20 RISERS @ 9"
REPEAT HANDRAIL BRACKETS TO
3" THICK TERRAZZO PANEL FIXED BETWEEN 2"x3/16" M.S. HANGERS
2"x3/16" M.S. RAILS SCREWED TO HANDRAIL
2 FIXS @ EQUAL SPACING
RELATIVE POSITION OF COLUMN & BEAM. BLOCK A
1/27
OUTLINE OF ROOF BLOCK A.
10/27 BEYOND
4/27
5/27
8/27
9/27
3/27 BEYOND
PRECAST CONC BEAM.
8"x1/2" M.S. HANGER WELDED TO 8"x8" M.S. SQUARE ABOVE
RELATIVE POSITION OF RAINWATER HEAD & DOWNPIPE
PRECAST CONC COLUMN.
14/26
POLISHED CONC LANDING IN METAL TRAY
2" THICK TERRAZZO PANEL BETWEEN M.S HANGERS.
PRECAST CONC FACING ON WHITE CAUTHLEBOARD CONC. BASE
2/27
13/27
MASTIC BEHIND GUTTER RETURN & SCREW FIX TO FASCIA.
BROWNBUILT ROOFING ENDS OF UPSTANDS ROLLERED.
SOLDER BROWNBUILT TRAY TO 20 GEI GUTTER.
2 3/4"x2"x1/4" BLOCKS AT 1'-8" CRS. BOLTED TO CHANNEL
5"x5"x3/16" M.S FLAT WELDED TO 3/8" M.S PLATE GUTTER.
2-3/4"ø BOLTS
5"x3"x3/16" M.S FLAT WELDED TO END OF CHANNEL
3"x1 1/4" CHANNEL APPROX 4'-8" LONG WELDED TO 3'-0"x2'-6" M.S. BRACKETS IN ROOF STRUCTURE.
1/4" x 2" M.S. FLAT WELDED TO GUTTER END.
DOWN PIPE 3" I.D. GALV. SCREWED WATER PIPE.
15/27
LINE OF BROWN BUILT ROOFING
3"x 2" BOARD FIXED TO 2"x 3"x 1/4" BLOCKS.
16/27
2/27
PRECAST CONC COL
PRECAST CONC BEAM.
2"x2" M.S SQUARE ABOVE
POLISHED CONC TREADS IN METAL TRAY.
HALF LANDING PRECAST POLISHED CONC
HERANT JOISTS ABOVE
1ST FLOOR LANDING PRECAST POLISHED CONC
PRECAST CONCRETE AGGREGATE-FACED PANEL.
3/8" BLOCK WALL
12/26
13/26
1/27
10/22
11/22
FIRST FLOOR PLAN.
PRECAST CONC COLUMN.
3"x1/2" M.S. BALUSTERS
POLISHED CONC TREADS ON WHITE CONCRETE
10/18
STAIR SECTION ONLY
2" TERRAZZO PANEL BETWEEN HANGERS.
PRECAST CONC FACING ON WHITE CONC. GUARD.
GROUND FLOOR PLAN
PRECAST CONC BEAM.
BAG GI FLASHING
LEAD FLASHING
3/8" BLOCK WALL
2"x 5" CEDAR BATTEN M.S PLATE TO HERANT JOIST
2"x2" M.S SQUARE
GALV M.S SHOE
GALV BOLT & NUT
3/4"ø M.S. BOLTS
3/4"ø M.S. ANCHOR BOLTS
3/4"ø M.S. BOLTS WELD ON HANGER
BROWNBUILT ON BUILDING PAPER
PACKING
6"x6"x 1/8" M.S. PLATE
GALV M.S SHOE BEYOND
HANGER WELDED TO END OF 2"x2" M.S. SQUARE.
GALV BOLT
HANGER WELDED TO UNDERSIDE OF 8"x8" M.S.SQ.
ARCH. ESTIMATED EDGE OF JOISTS
2 1/2"x 1/8" M.S. FASCIA
5"x3"x 1/8" ANGLE BENT FROM 5"x3" M.S. ANGLE & SCREWED TO BOARDING & FASCIA
8"x3" M.S. ANGLE
1/2"x 1/2" M.S. FLAT WELDED TO TOP & BOTTOM ANGLES
STEEL WINDOW FRAME
3/4"x 3/4" M.S. ANGLE CUT TO SHAPE & SCREWED TO BRGE.
3/4"ø M.S. BOLTS WELDED TO 3"x3"x1/4" HERANT BOLTED TO PRECAST CONC BEAM.
PLASTIC
3/4"x3/4" M.S. BEAR.
3/4" BOLT
PIPE SPACER 1" LONG
3/4"ø M.S. FLAT BOLTED TO BEAM WITH 3/4"ø BOLTS INTO CEMENT-IN POCKETS.
TOP FLANGE OF ANGLE CARRIED THRU & WELDED TO 2"x2"x1/8" ANGLE
GAUV M.S SHOE
2"x2" M.S. HANGER WELDED TO BOLT
3/4"x3"x3/16" M.S ANGLE CUT TO SHAPE & SCREWED TO BRGE.
FLASHING OVER R.S.J.
BAG GALV IRON FLASHING
3/16"x 1 1/2" FIN FASCIA
4"x3" ANGLE BENT FROM 5"x3" M.S. ANGLE & 2 1/2"x 1/8" M.S. ANGLE & SCREWED TO BOARDING AND FASCIA
2 1/2"x 1/8" M.S. ANGLE.
1/2"x 1/2" M.S. FLAT WELDED TO ANGLES & SCREWED TO STEEL WINDOW FRAMES
2"x2" M.S. HANGER WELDED TO GALV BOLT
3/4"x 3/4" M.S. ANGLE
PRECAST CONC BEAM.
FLASHING
8"x1 1/2" M.S. FLAT WELDED TO TOP OF HANGER
3/4"ø BOLTS
3/4"ø M.S. BOLTS WELDED TO HANGER
3/4"ø M.S. BOLTS
3/4"ø M.S. ANCHOR BOLTS
GROUT
3/4"ø M.S.

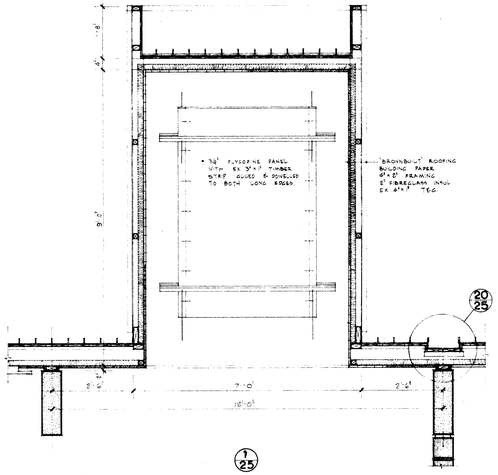

1/25

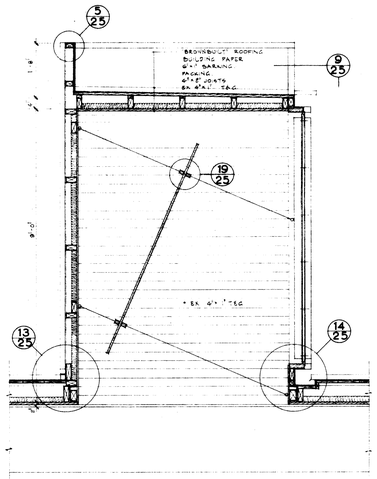

2/25

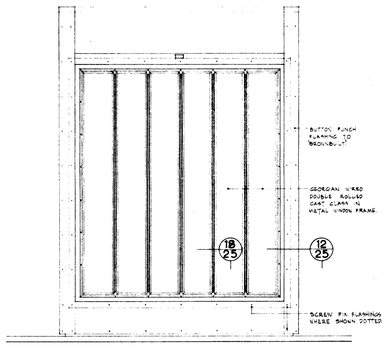

GLAZED SKYLIGHT ELEVATION BLOCK B. (TYPICAL).

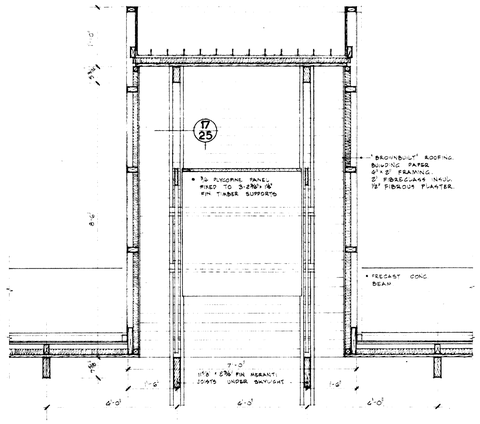

3/25

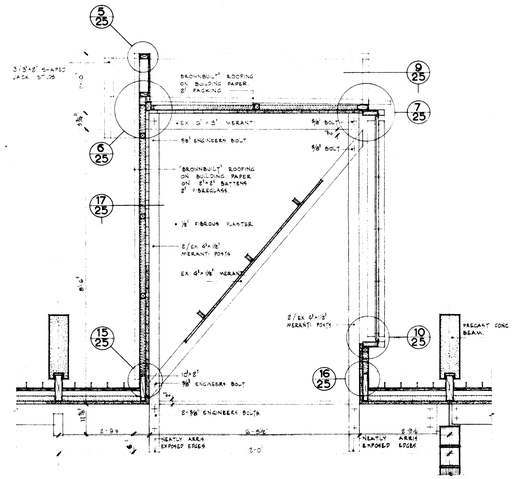

4/25

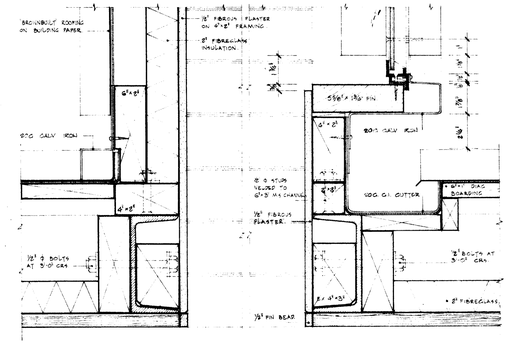

13/25 14/25

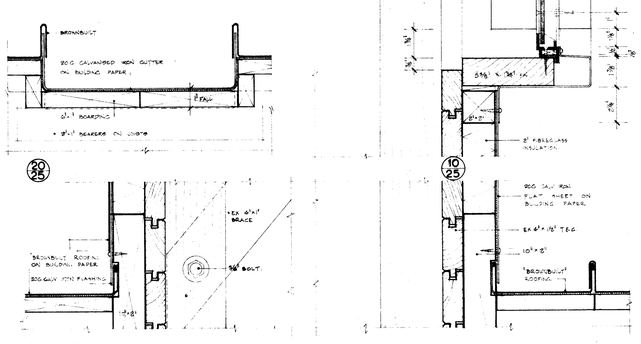

6/25

7/25

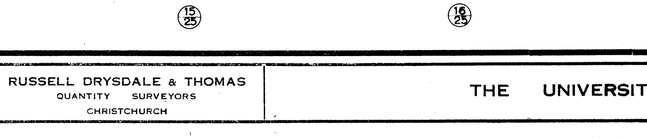

15/25

16/25

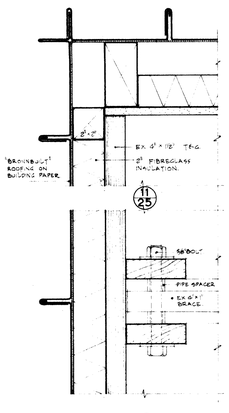

11/25 17/25

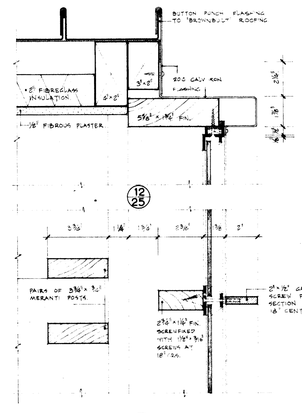

12/25 18/25

PLAN SKYLIGHT BLOCK A.

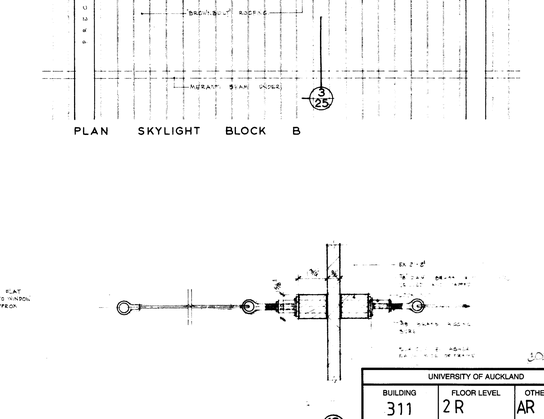

PLAN SKYLIGHT BLOCK B

19/25

UNIVERSITY OF AUCKLAND		
BUILDING	FLOOR LEVEL	OTHER TRADES
311	2R	AR
2,0	3,9,0	

WARREN & MAHONEY REGISTERED ARCHITECTS CHRISTCHURCH	I. L. HOLMES CONSULTING ENGINEER CHRISTCHURCH	LEFEBVRE & LOVATT CONSULTING ENGINEER CHRISTCHURCH	RUSSELL DRYSDALE & THOMAS QUANTITY SURVEYORS CHRISTCHURCH	THE UNIVERSITY OF AUCKLAND, STUDENT BUILDING	SET NO. / SCALES: 1/2" = 1'-0" 1/4 FULL SIZE / SKYLIGHT DETAILS / FILE NO. / SHEET 25 OF

CONTRACTOR SHALL VERIFY ALL DIMENSIONS BEFORE STARTING WORK

Andrews-Batty

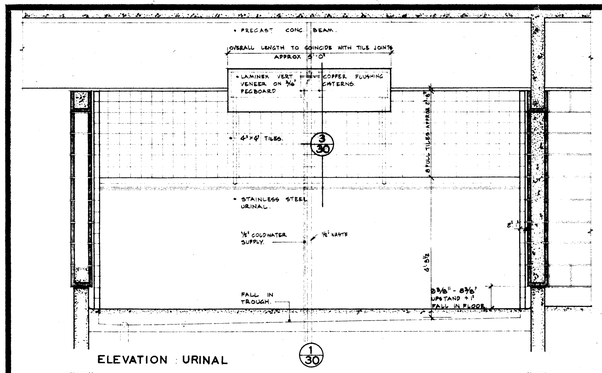

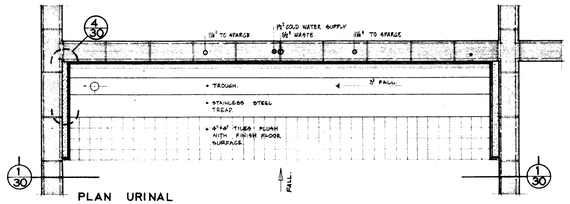

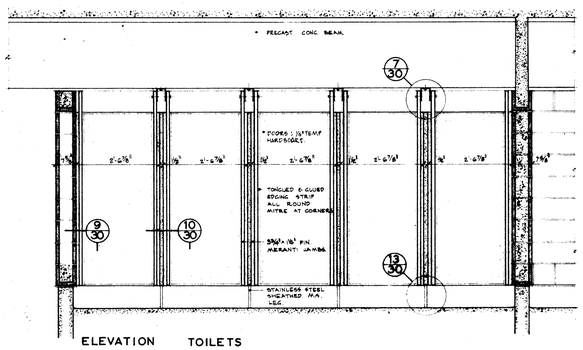

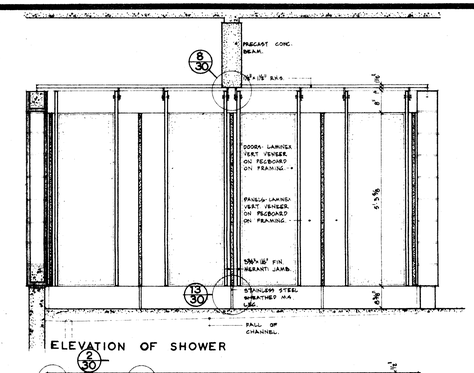

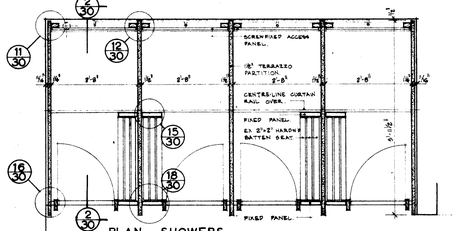

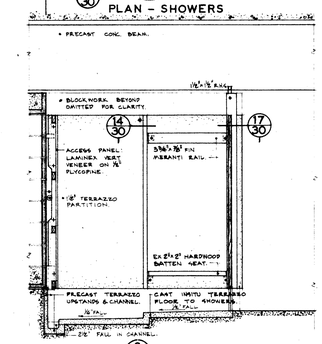

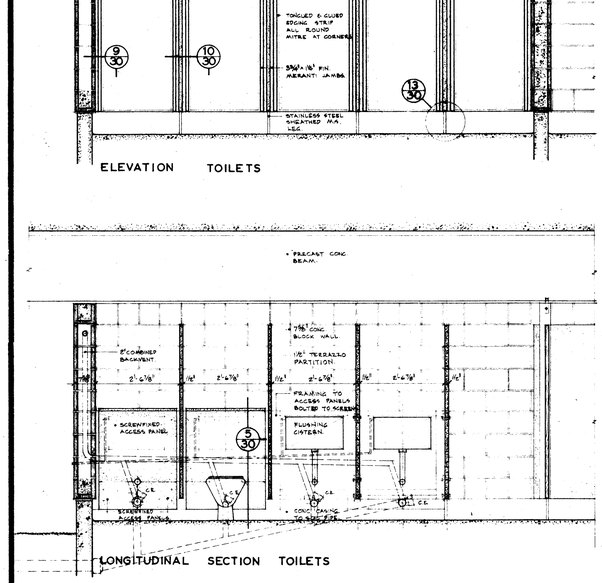

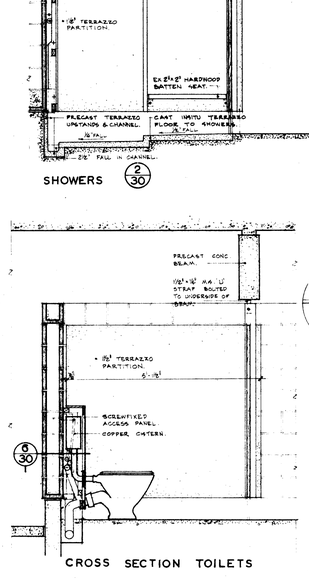

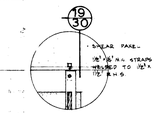

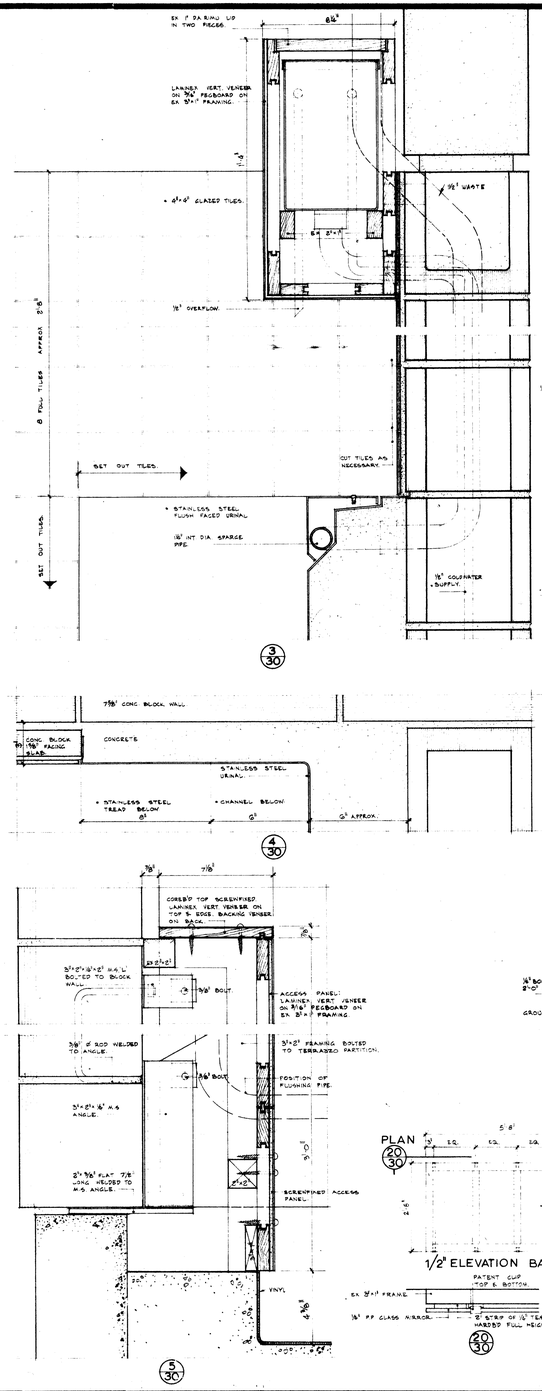

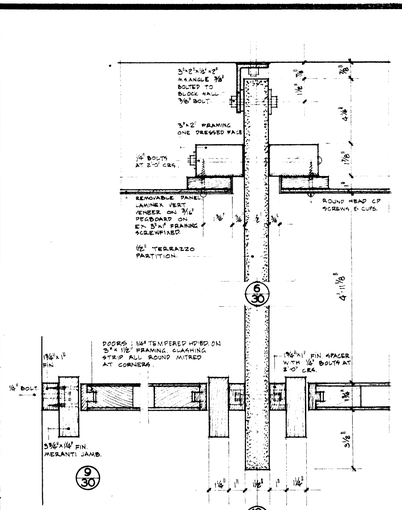

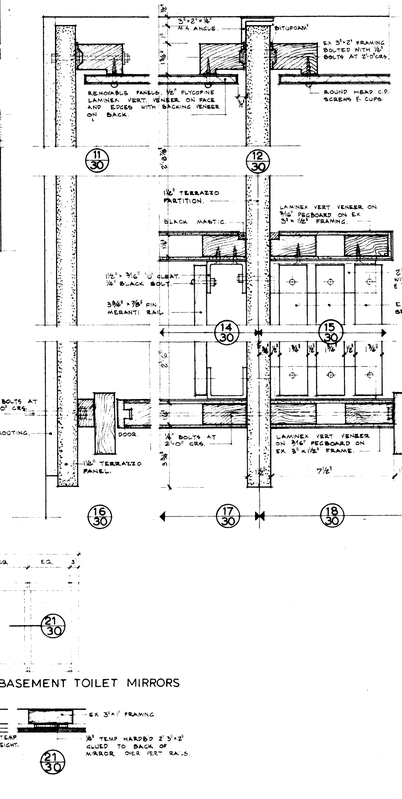

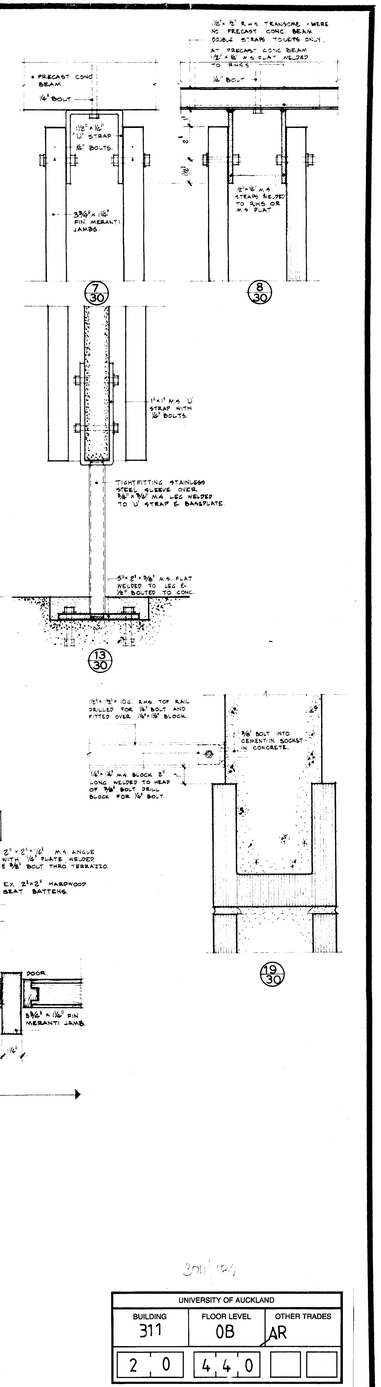

UNIVERSITY OF AUCKLAND

BUILDING	FLOOR LEVEL	OTHER TRADES
311	0B	AR
2 0	4 4 0	

WARREN & MAHONEY	I. L. HOLMES	LEFEBVRE & LOVATT	RUSSELL DRYSDALE & THOMAS
REGISTERED ARCHITECTS CHRISTCHURCH	CONSULTING ENGINEER CHRISTCHURCH	CONSULTING ENGINEER CHRISTCHURCH	QUANTITY SURVEYORS CHRISTCHURCH

THE UNIVERSITY OF AUCKLAND STUDENT BUILDING

SET NO.	SCALES	BASEMENT TOILETS	FILE NO.	SHEET	OF
1	1/2" = 1'-0" 1/4 FULL SIZE			30	

CONTRACTOR SHALL VERIFY ALL DIMENSIONS BEFORE STARTING WORK

Andrews-Batty

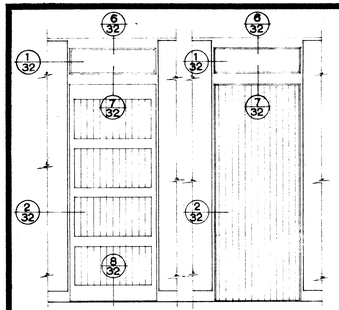
TYPE A (REVERSE)

TYPE A

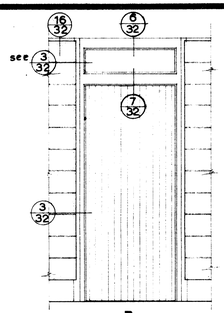
TYPE B

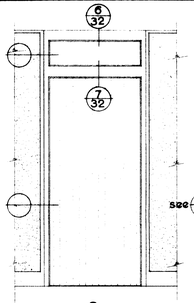
TYPE C

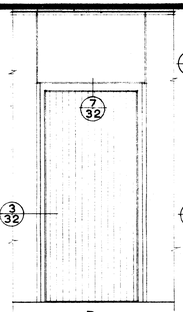
TYPE D

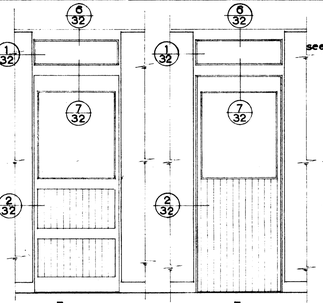
TYPE E (REVERSE)

TYPE E

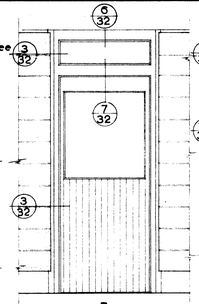
TYPE F

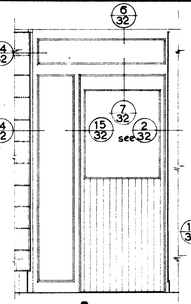
TYPE G

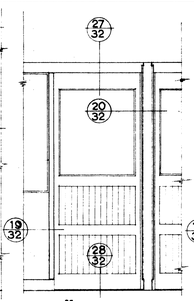
TYPE H (REVERSE)

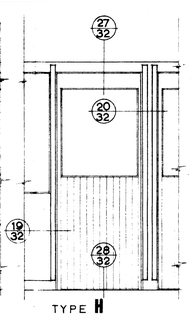
TYPE H

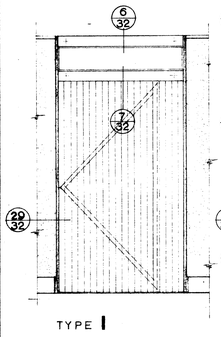
TYPE I

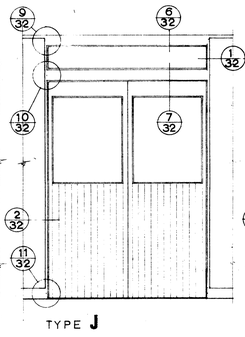
TYPE J

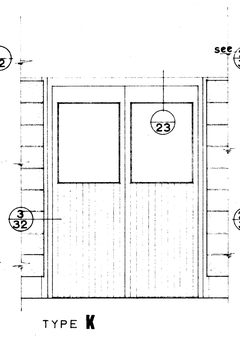
TYPE K

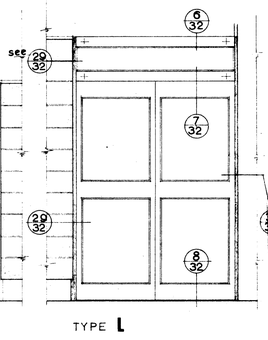
TYPE L

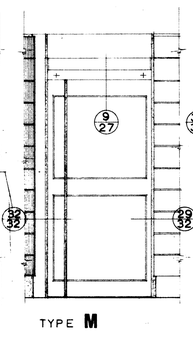
TYPE M

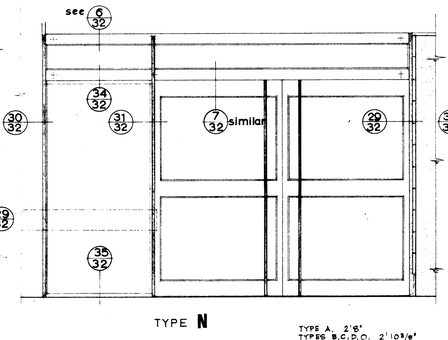
TYPE N

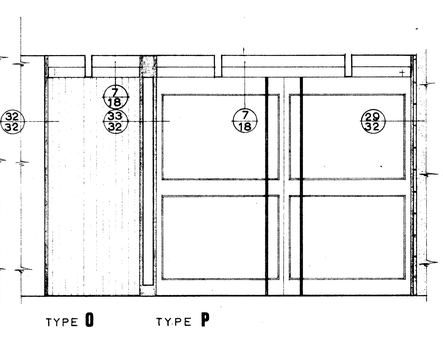
TYPE O

TYPE P

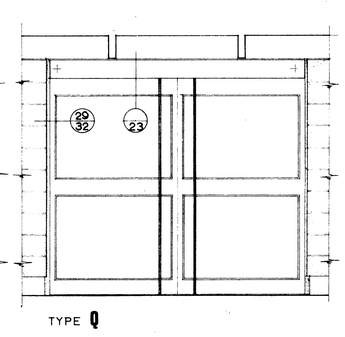
TYPE Q

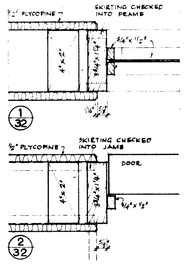

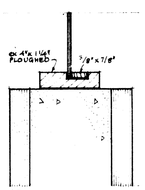
16/32 typical

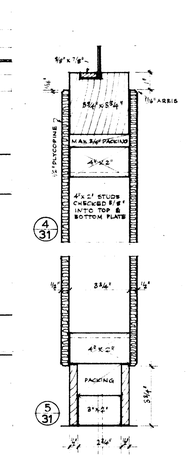

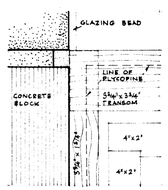
17/31 handed

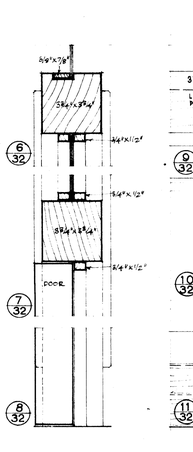

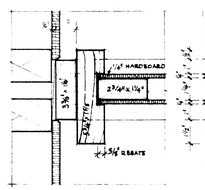
18/31

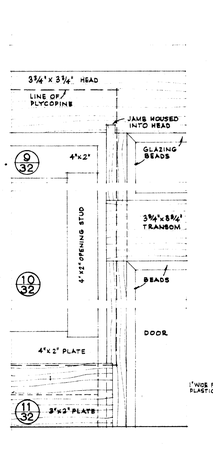

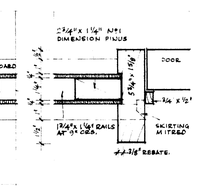
19/32

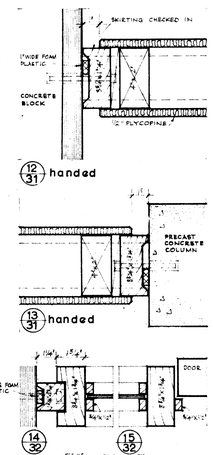

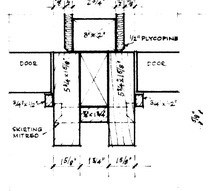
20/32

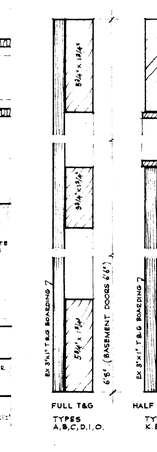

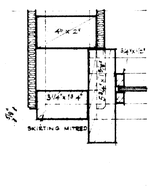
21/31

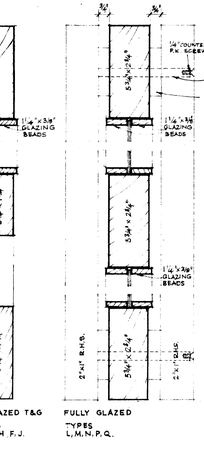

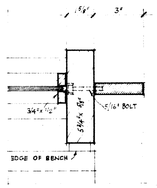
22/31

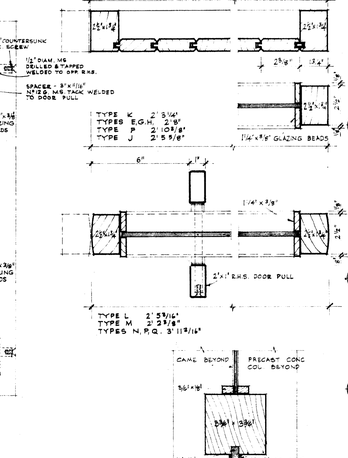

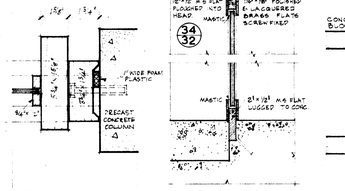
23/31 handed
35/32

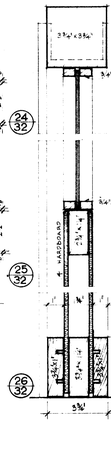

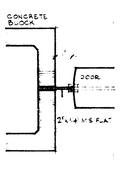
29/32



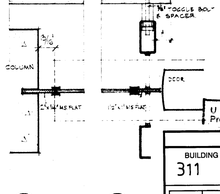
26/32

28/32

TYPE R

TYPE S

30/32

31/32

UNIVERSITY OF AUCKLAND		
BUILDING	FLOOR LEVEL	OTHER TRADES
311	TY	AR
2 0	4 5 0	

WARREN & MAHONEY REGISTERED ARCHITECTS CHRISTCHURCH	I. L. HOLMES CONSULTING ENGINEER CHRISTCHURCH	LEFEBVRE & LOVATT CONSULTING ENGINEER CHRISTCHURCH	RUSSELL DRYSDALE & THOMAS QUANTITY SURVEYORS CHRISTCHURCH

THE UNIVERSITY OF AUCKLAND STUDENT BUILDING

SET NO.	SCALES	INTERIOR DOOR SCHEDULE PARTITION DETAILS	FILE NO.	SHEET	OF
	1/2" TO 1'-0" 1/4 FULL SIZE			32	

CONTRACTOR SHALL VERIFY ALL DIMENSIONS BEFORE STARTING WORK

Andrew Barry